

EXHIBIT T-1

# SHAKER HEIGHTS CITY SCHOOL DISTRICT

OFFICE OF THE TREASURER  
15600 Parkland Drive  
Shaker Heights, Ohio 44120  
(216) 295-4317

Bryan C. Christman  
Treasurer

## FINANCIAL STATEMENTS MAY 2023

# INDEX

<b><u>SECTION #</u></b>	<b><u>SECTION NAME</u></b>
1.	FINANCIAL AND MISCELLANEOUS BRIEFS
2.	CHARTS
3.	CONSOLIDATED INVESTMENT PORTFOLIO
4.	FINANCIAL STATEMENTS
5.	FINANCIAL REPORT BY BANK
6.	FINANCIAL REPORT BY FUND
7.	REVENUE ACCOUNT SUMMARY
8.	BUDGET ACCOUNT SUMMARY
9.	SUMMARY CHECK REGISTER – ALL CHECKS
10.	BOND ISSUE EXPENDITURE SUMMARY

## **1. FINANCIAL AND MISCELLANEOUS BRIEFS**

**SHAKER HEIGHTS BOARD OF EDUCATION  
SHAKER HEIGHTS, OHIO**

June 12, 2023

**TO:** Members, Shaker Heights Board of Education

**FROM:** Bryan C. Christman, Treasurer

**SUBJECT:** Financial and Miscellaneous Briefs

**I. MAY 2023 FINANCIAL OVERVIEW**

The revenue activity for the month and for the fiscal year-to-date May 2023 has been similar to the same reporting period for the prior year with the following exceptions:

- **Real Estate Taxes (RET)** were \$19,680 or 0.0% more than prior YTD; but \$920,070 above budget as projected through the end of the fiscal year due to higher than budgeted delinquency collections in the first half of calendar 2023 (the mix of delinquency collections in the first half of 2023 was very similar to the first half of 2022 - \$2.43 million residential delinquencies in 2023 vs \$2.26 million in 2022, and \$269 thousand commercial delinquencies in 2023 vs \$392 thousand in 2022); additionally, our preliminary assessment is that the first half settlement includes approximately \$500,000 of funds that are an accelerated collection against the 2<sup>nd</sup> half of the calendar 2023 settlement;
- **Public Utility Personal Property Taxes (PUPPT)** were \$375,496 or 9.7% more than prior YTD due to higher-than-expected growth in Public Utility Personal Property Taxes; but only \$182,806 above budget as projected through the end of the fiscal year.
- **Investment Earnings**, which were \$1,044,360 or 239.6% more than prior year, due to the increasing yield on our portfolio as the interest rates continue to rise in response to the Federal Reserve aggressive rate increase actions; and \$570,000 above budget as projected through the end of the fiscal year.
- **Other Local Revenues** were \$109,572 or 3.4% less than prior year which is primarily due to \$95,079 higher prescription drug rebates and \$25,598 higher rentals this FYTD vs the prior year, combined with a Forfeited Land Sale proceeds distribution payment of \$55,361 from the County received in November 2022, offset by \$49,529 lower tuition payments and \$246,830 less property tax valuation settlement payments this FYTD vs the prior year; but \$431,000 above budget as projected through the end of the fiscal year;
- **State Foundation (SF)** revenues were \$41,980 or 0.3% more than prior year; but are \$253,300 above budget as projected through the end of the fiscal year. Fiscal 2023 is the second year under the new State biennial budget's Ohio Fair School Funding plan.
- **Homestead Exemption & Rollback (HERB)** revenues are \$32,350 or 0.4% less than prior year, and \$32,350 below budget as projected through the end of the fiscal year.
- **Other State Revenues** were \$96,214 or 6.9% less than prior year. The categories of the Ohio Fair School Funding Plan implemented beginning in F22 include Student Wellness & Success Funds, English Language Learners, Career Tech Education, Gifted Supplement, and the Disadvantaged Pupil Impact Aid; but only \$40,000 below budget as projected through the end of the fiscal year; and
- **Federal Receipts** were \$329,498 more this fiscal YTD than last due to the receipt in November 2022 of the final settlement of the Fiscal 2020 Medicaid cost

reimbursement report, which was delayed from June 2022; but are \$3,000 below budget as projected through the end of the fiscal year.

**Total Revenues** were \$1.6 million or 1.6% more than prior year due primarily to a \$0.4 million increase in Public Utility Personal Property Tax; a \$1.0 million increase in Investment Earnings; and a \$0.3 million increase in Federal revenues; partially offset by \$0.1 million decrease in Other Local; and a \$0.1 million decrease in Other State revenues; but are **\$2.3 million or 2.25% above budget** (excluding timing differences) as projected through the end of the fiscal year. **Total Expenditures** were \$5.7 million or 6.4% more than prior YTD due to routine cost increases including salary adjustments due to steps, combined with timing differences in some of the various expense categories combined with some cost escalations in various categories resulting in unfavorable budget variances; but only **\$1.4 million or 1.32% above budget** as projected through the end of the fiscal year. The bottom-line combined revenue and expenditure budget variance as projected through the end of the fiscal year amounts to a **\$1.3 million net favorable variance**, within budget expectations at this time.

---

## II. MAY 2023 FINANCIAL DETAIL REVIEW

### A. GENERAL FUND (As of May 31, 2023)

#### REVENUE

##### 1. **Real Estate & Public Utility Personal Taxes:**

- \$19,680 or 0.0% more Real Estate Taxes (RET) than prior YTD; and
- \$375,496 or 9.7% more Public Utility Personal Property Taxes (PUPPT) than prior YTD;
- Variance from prior year due to higher-than-expected growth in Public Utility Personal Property Taxes;
- 102.1% of estimated amount of RET received this year vs. 105.7% last year; and
- 104.5% of estimated amount of PUPPT received this year vs. 103.0% last year;
- \$1.4 million or 2.1% above budget YTD for RET; but only
- \$920,070 above budget as projected through the end of the fiscal year; favorable variance due to higher than budgeted delinquency collections in the first half of calendar 2023 (the mix of delinquency collections in the first half of 2023 was very similar to the first half of 2022 - \$2.43 million residential delinquencies in 2023 vs \$2.26 million in 2022, and \$269 thousand commercial delinquencies in 2023 vs \$392 thousand in 2022); additionally our preliminary assessment is that the first half settlement includes approximately \$500,000 of funds that are an accelerated collection against the 2<sup>nd</sup> half of the calendar 2023 settlement;
- \$182,806 or 4.5% above budget YTD for PUPPT; and
- \$182,806 above budget as projected through the end of the fiscal year.

##### 2. **Investment Earnings:**

- \$1,480,154 received this year;
- \$1,044,360 or 239.6% more than prior year;
- Increase due to the increasing yield on our portfolio as the interest rates continue to rise in response to the Federal Reserve aggressive rate increase actions.
- 140.7% of estimated amount received this year vs. 68.0% last year;
- \$537,341 or 57.0% above budget for YTD; and
- \$570,000 above budget as projected through the end of the fiscal year.

- Cash-basis interest income varies month-to-month and year-to-year due to the varying maturity dates of the investment portfolio;
- At its July 27, 2022 meeting, the Federal Reserve's Federal Open Market Committee (Committee or FOMC) decided to raise the target range for the federal funds rate to 2-1/4 to 2-1/2 percent and anticipates that ongoing increases in the target range will be appropriate. In addition, the Committee will continue reducing its holdings of Treasury securities and agency debt and agency mortgage-backed securities, as described in the Plans for Reducing the Size of the Federal Reserve's Balance Sheet that were issued in May. The Committee is strongly committed to returning inflation to its 2 percent objective.
- At its September 21, 2022 meeting, the Committee decided to raise the target range for the federal funds rate to 3 to 3-1/4 percent and anticipates that ongoing increases in the target range will be appropriate. In addition, the Committee will continue reducing its holdings of Treasury securities and agency debt and agency mortgage-backed securities, as described in the Plans for Reducing the Size of the Federal Reserve's Balance Sheet that were issued in May. The Committee is strongly committed to returning inflation to its 2 percent objective.
- At its November 2, 2022 meeting, the Committee decided to raise the target range for the federal funds rate to 3-3/4 to 4 percent and anticipates that ongoing increases in the target range will be appropriate in order to attain a stance of monetary policy that is sufficiently restrictive to return inflation to 2 percent over time. In addition, the Committee will continue reducing its holdings of Treasury securities and agency debt and agency mortgage-backed securities, as described in the Plans for Reducing the Size of the Federal Reserve's Balance Sheet that were issued in May. The Committee is strongly committed to returning inflation to its 2 percent objective.
- At its December 14, 2022 meeting, the Committee decided to raise the target range for the federal funds rate to 4-1/4 to 4-1/2 percent. The Committee anticipates that ongoing increases in the target range will be appropriate in order to attain a stance of monetary policy that is sufficiently restrictive to return inflation to 2 percent over time. In determining the pace of future increases in the target range, the Committee will take into account the cumulative tightening of monetary policy, the lags with which monetary policy affects economic activity and inflation, and economic and financial developments. In addition, the Committee will continue reducing its holdings of Treasury securities and agency debt and agency mortgage-backed securities, as described in the Plans for Reducing the Size of the Federal Reserve's Balance Sheet that were issued in May. The Committee is strongly committed to returning inflation to its 2 percent objective.
- At its February 1, 2023 meeting, the Committee decided to raise the target range for the federal funds rate to 4-1/2 to 4-3/4 percent. The Committee anticipates that ongoing increases in the target range will be appropriate in order to attain a stance of monetary policy that is sufficiently restrictive to return inflation to 2 percent over time. In determining the extent of future increases in the target range, the Committee will take into account the cumulative tightening of monetary policy, the lags with which monetary policy affects economic activity and inflation, and economic and financial developments. In addition, the Committee will continue reducing its holdings of Treasury securities and agency debt and agency mortgage-backed securities, as described in its previously announced plans. The Committee is strongly committed to returning inflation to its 2 percent objective.
- At its March 22, 2023 meeting, the Committee decided to raise the target range for the federal funds rate to 4-3/4 to 5 percent (only a 0.25% increase).

In making their announcement, the Committee noted that recent indicators are pointing to modest growth in spending and production; job gains have picked up in recent months and are running at a robust pace, while the unemployment rate has remained low. Inflation, however, remains elevated. The Committee further noted that while there has been a certain uneasiness in the banking sector, the U.S. banking system is sound and resilient. Recent developments are likely to result in tighter credit conditions for households and businesses and will weigh on economic activity, hiring, and inflation. The extent of these effects is uncertain. The Committee remains highly attentive to inflation risks.

The Committee went on to say that they will closely monitor incoming information and assess the implications for monetary policy. The Committee anticipates that some additional policy firming may be appropriate in order to attain a stance of monetary policy that is sufficiently restrictive to return inflation to 2 percent over time. In determining the extent of future increases in the target range, the Committee will take into account the cumulative tightening of monetary policy, the lags with which monetary policy affects economic activity and inflation, and economic and financial developments. In addition, the Committee will continue reducing its holdings of Treasury securities and agency debt and agency mortgage-backed securities, as described in its previously announced plans. The Committee is strongly committed to returning inflation to its 2 percent objective.

- At its May 3, 2023 meeting, the Committee decided to raise the target range for the federal funds rate to 5 to 5-1/4 percent (only a 0.25 percent increase). In making their announcement, the Committee stated that they will closely monitor incoming information and assess the implications for monetary policy. In determining the extent to which additional policy firming may be appropriate to return inflation to 2 percent over time, the Committee will take into account the cumulative tightening of monetary policy, the lags with which monetary policy affects economic activity and inflation, and economic and financial developments. In addition, the Committee will continue reducing its holdings of Treasury securities and agency debt and agency mortgage-backed securities, as described in its previously announced plans. The Committee is strongly committed to returning inflation to its 2 percent objective. **The Committee is not expected to increase rates at their June 13-14 meeting.**

We continue to monitor all aspects of our portfolio and the interest rate markets, in consultation with our investment advisor, the RedTree Investment Group.

Market Updates for May include:

- Rates rose throughout the month as investors digested higher inflation data and a strong labor market.
- The Federal Reserve is likely to raise interest rates further this summer.
- Interest rates are highest for the shortest maturities, and lower for longer maturities as investors expect interest rates to fall over the next few years.

Operating Portfolio activity summary comments for this month include:

- We added more CD's this month, providing strong yields and monthly income in some securities.
- There is ample liquidity built into the portfolio to meet any withdrawal needs.

**3. Other Local Revenue:**

- \$109,572 or 3.4% less than prior year which is primarily due to \$95,079 higher prescription drug rebates and \$25,598 higher rentals this FYTD vs the prior year, combined with a Forfeited Land Sale proceeds distribution payment of \$55,361 from the County received in November 2022, offset by \$49,529 lower tuition payments and \$246,830 less property tax valuation settlement payments this FYTD vs the prior year;
- 109.8% of estimated amount received this year vs. 124.0% last year;
- \$564,377 or 22.5% above budget for YTD; but only
- \$431,000 above budget as projected through the end of the fiscal year.

**4. State Foundation:**

- \$41,980 or 0.3% more than prior year;
- Fiscal 2023 is the second year under the new State biennial budget's Ohio Fair School Funding plan;
- Normally, State Foundation payments are merely estimates until the ADM counts are finalized and adjusted starting in January.
- 93.4% of estimated amount received this year vs. 86.2% last year;
- \$263,312 or 1.9% above budget for YTD; and
- \$253,300 above budget as projected through the end of the fiscal year.

**5. Homestead Exemption & Rollback (HERB):**

- \$32,350 or 0.4% less than prior year;
- 99.6% of estimated amount received this year vs. 99.7% last year;
- \$32,350 or 0.4% below budget for YTD; and
- \$32,350 below budget as projected through the end of the fiscal year.

**6. Other State Revenue:**

- \$96,214 or 6.9% less than prior year. The categories of the Ohio Fair School Funding Plan implemented beginning in F22 include Student Wellness & Success Funds, English Language Learners, Career Tech Education, Gifted Supplement, and the Disadvantaged Pupil Impact Aid.
- 50.9% of estimated amount received this year vs. 102.2% last year;
- \$39,863 or 3.0% below budget for YTD; and
- \$40,000 below budget as projected through the end of the fiscal year.

**7. Federal Receipts:**

- \$329,498 more receipts this fiscal YTD than last due to the receipt in November 2022 of the final settlement of the Fiscal 2020 Medicaid cost reimbursement report, which was delayed from June 2022.
- 47.0% of estimated amount received this year vs. 16.8% last year;
- \$47,247 or 10.6% below budget for YTD; but only
- \$3,000 below budget as projected through the end of the fiscal year.

**8. Total Revenue:**

- \$1.6 million or 1.6% more than prior year;
- Variance due primarily to a \$0.4 million increase in Public Utility Personal Property Tax; a \$1.0 million increase in Investment Earnings; and a \$0.3 million increase in Federal revenues; partially offset by \$0.1 million decrease in Other Local; and a \$0.1 million decrease in Other State revenues;
- 99.6% of estimated amount received this year vs. 101.7% last year;
- \$2.8 million or 2.9% above budget for YTD, but only
- \$2.3 million or 2.25% above budget (excluding timing differences) as projected through the end of the fiscal year.



## **EXPENDITURES**

### **9. Salaries & Wages:**

- Payrolls averaged \$2,558,933 YTD this year vs. \$2,487,443 for prior YTD, for a 2.9% increase from last year's payrolls for the same number of year-to-date pay dates;
- Excluding sick leave severance payments, increase of 3.1% from prior year;
- Overall change reflects cumulative effect of contractual and step increases, retirements and replacements that went into effect over the last 12 months as well as timing of supplemental contract payments;
- YTD total salaries and wages (including severance payments) are \$1.8 million or 3.3% above prior year, different from above % due to timing of grant fund chargebacks;
- Total salaries charged to the ESSER's Fund 507 amount to \$286,355 for May and \$2,187,350 this FYTD;
- \$453,519 or 0.8% below budget for YTD; and
- \$450,000 below budget as projected through the end of the fiscal year.
- Variance due to reasons listed above and below;
- Classified overtime paid in May 2023 was \$3,461 more than May 2022, while the cumulative YTD payments totaled \$306,668 more than the prior YTD;
- Classified temporary wages this YTD are \$33,898 more than last YTD, while certified temporary wages this YTD are \$152,584 less than prior YTD, for a combined net \$118,686 less this YTD;
- Sick leave severance payments decreased by \$127,431 or 20.2% to \$503,798 through this YTD from \$631,229 for prior YTD;
- Amount and timing of such payments vary from year to year depending on number of retirements.

### **10. Fringe Benefits:**

- \$1.3 million or 6.9% more than prior YTD, primarily due to health insurance increases;
- \$73,348 or 0.4% above budget for YTD; but only
- \$50,200 above budget as projected through the end of the fiscal year.

### **11. Purchased Services:**

- \$2.3 million or 23.8% more than prior YTD, including \$21,697 less for utilities, \$357,667 less for out-of-district tuition, \$756,663 more for pupil transportation, \$693,869 more for repairs & maintenance, and \$1.2 million more for all other purchased services;
- \$1.3 million or 12.9% above budget for YTD; but
- \$1.6 million above budget as projected through the end of the fiscal year.

### **12. Textbooks, Materials & Supplies:**

- \$385,452 or 13.2% more than prior YTD;
- \$216,362 or 7.0% above budget for YTD; but
- \$384,000 above budget as projected through the end of the fiscal year.

### **13. Capital Outlay:**

- \$341,926 or 23.1% less than prior YTD;
- \$647,540 or 36.3% below budget for YTD; but only
- \$402,000 below budget as projected through the end of the year.

### **14. Other Expenses:**

- \$289,910 or 14.2% more than prior YTD;
- \$218,191 or 10.3% above budget for YTD; and

- \$224,000 above budget as projected through the end of the fiscal year.

**15. Transfers & Advances Out:**

- \$15,000 or 4.3% more than prior YTD;
- \$10,000 or 2.7% below budget for YTD; and
- \$10,000 below budget as projected through the end of the fiscal year.

**16. Total Expenditures:**

- \$5.7 million or 6.4% more than prior YTD;
- Variance due to routine cost increases including salary adjustments due to steps, combined with timing differences in some of the various expense categories combined with some cost escalations in various categories resulting in unfavorable budget variances;
- \$736,338 or 0.8% above budget for YTD; but
- \$1.4 million or 1.32% above budget as projected through the end of the fiscal year.
- Outstanding Encumbrances current month-end total of \$9.6 million, which includes \$2.3 million for Professional & Technical Services, \$1.1 million for Repairs & Maintenance, \$0.4 million for utilities, \$1.2 million for out-of-district tuition, \$0.5 million for Pupil Transportation; \$1.2 million for Textbooks, Materials & Supplies; \$2.2 million for Capital Outlay; and \$0.1 million for Other Expenses, total \$0.6 million more than prior year, primarily due to timing of encumbrances and payments.
- Encumbrance variance primarily attributable to \$0.2 million decrease in Professional & Technical Services; \$0.2 million decrease in Repairs & Maintenance; \$0.4 million decrease in Utilities; \$0.2 million increase in Out-of-District Tuition; \$0.3 million increase in Pupil Transportation; \$0.5 million decrease in Textbooks, Materials & Supplies; \$1.3 million increase in Capital Outlay; and \$0.02 million decrease in Other Expenses.

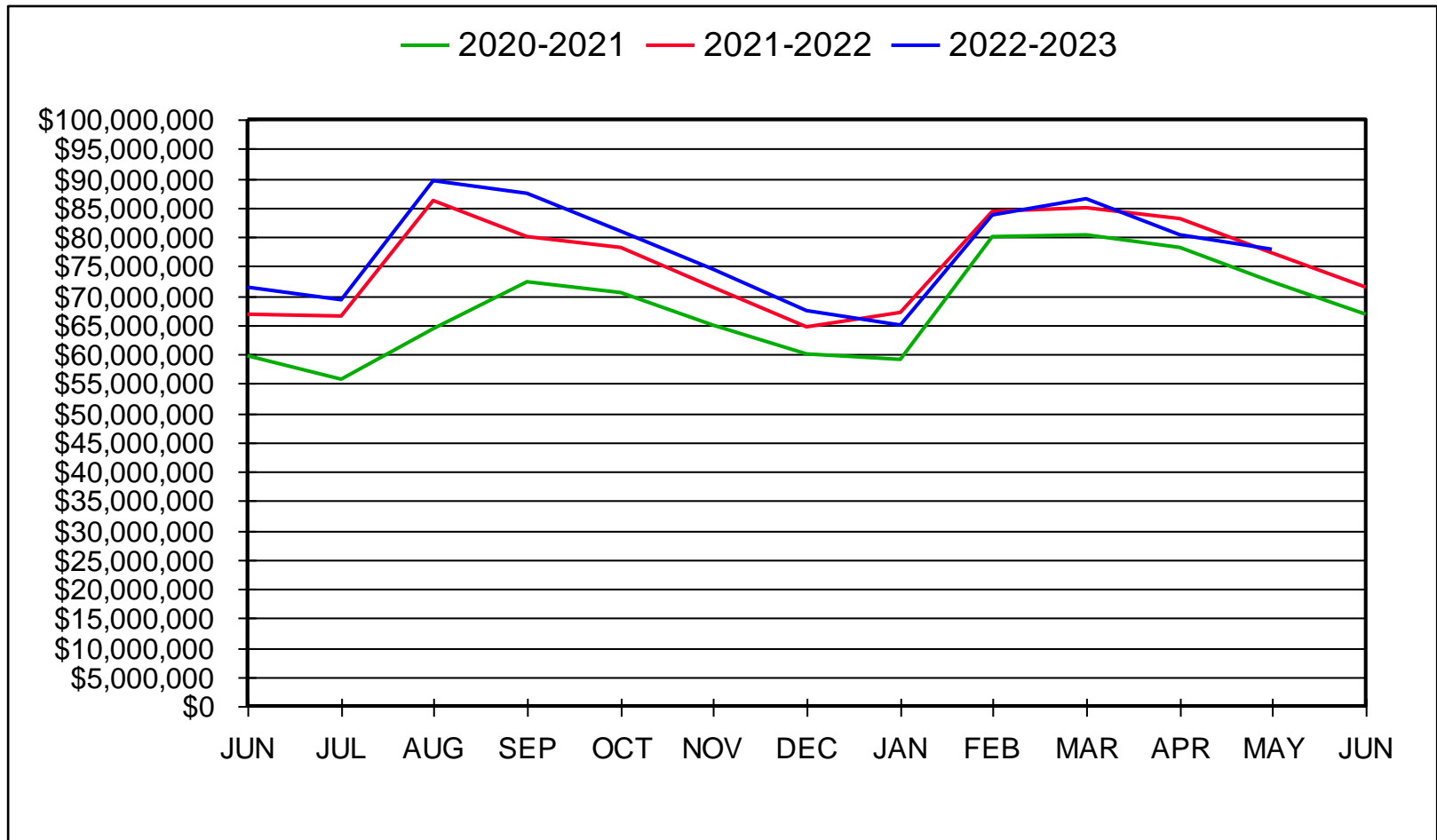
**B. CASH BALANCES**

- 1. Cash Balance:** Cash balance reflects a decrease of \$0.6 million from that of one year ago. This is due to the \$4.7 million higher beginning of year balance, decreased by the \$4.1 million smaller excess of revenues over expenditures (or surplus) for the current YTD vs. the prior YTD.
- 2. Cash Deficits - Grant Funds:** The following cash deficits are due to a delay in the receipt of state or federal fund cash requests from the State: Fund 499 - \$85,312; Fund 507 - \$378,101; Fund 516 - \$212,890; Fund 551 - \$850; Fund 584 - \$52,948; Fund 587 - \$1,534; and Fund 590 - \$1,479.

**C. OTHER ITEMS (n/a this month)**

## **2. CHARTS**

# SHAKER HEIGHTS CITY SCHOOL DISTRICT GENERAL FUND CASH BALANCE



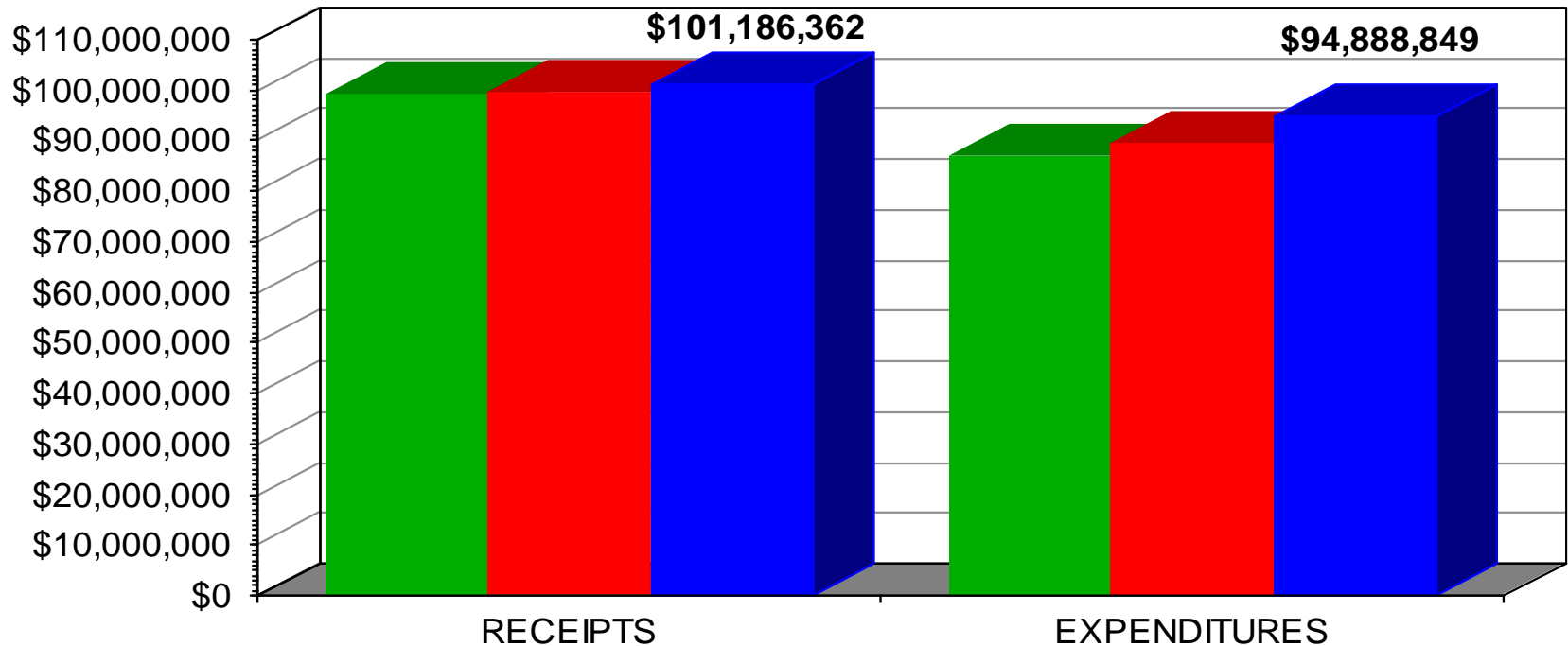
May 31, 2023

# SHAKER HEIGHTS CITY SCHOOL DISTRICT

## GENERAL FUND

(Fiscal Year to Date)

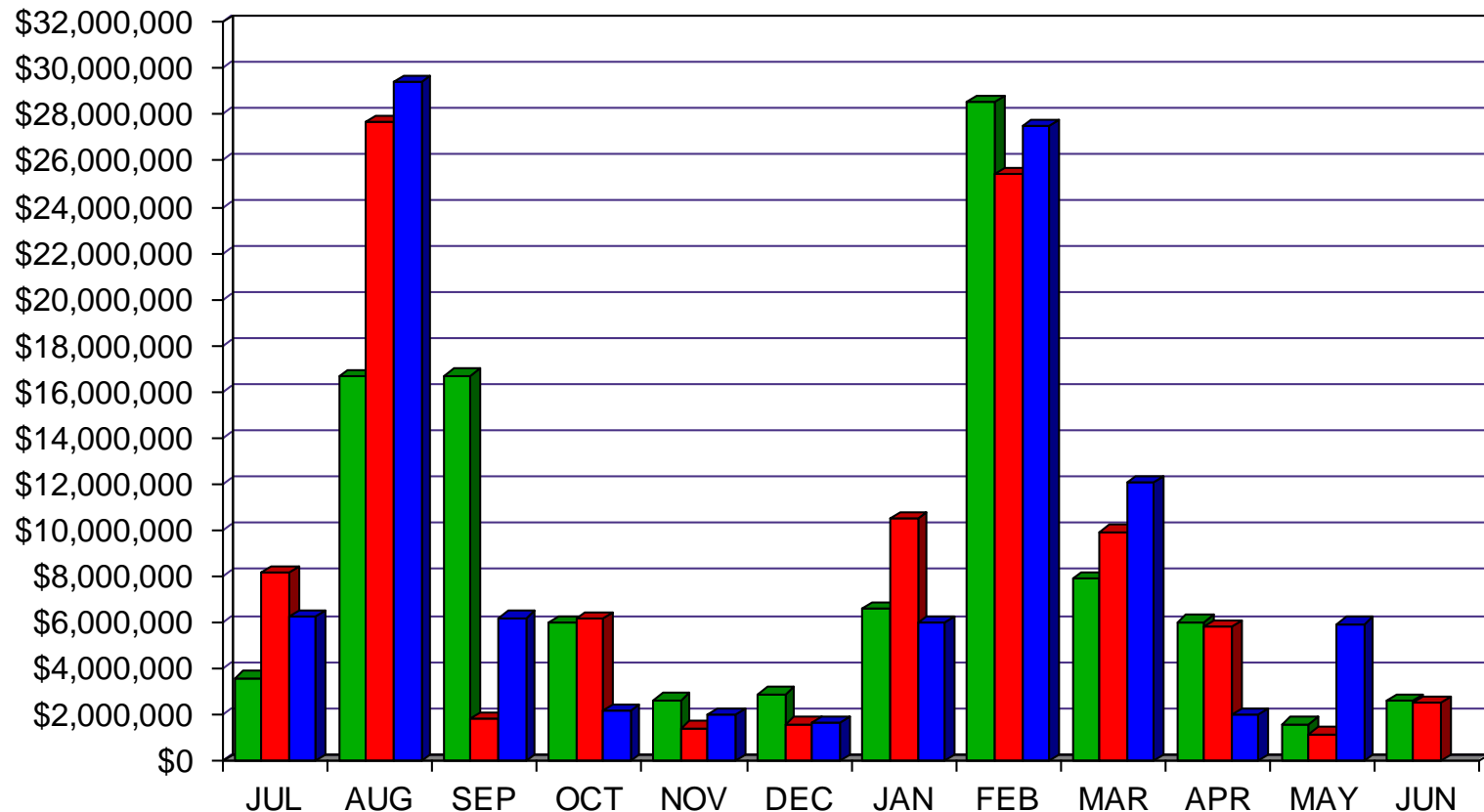
■ 2020-2021    ■ 2021-2022    ■ 2022-2023



May 31, 2023

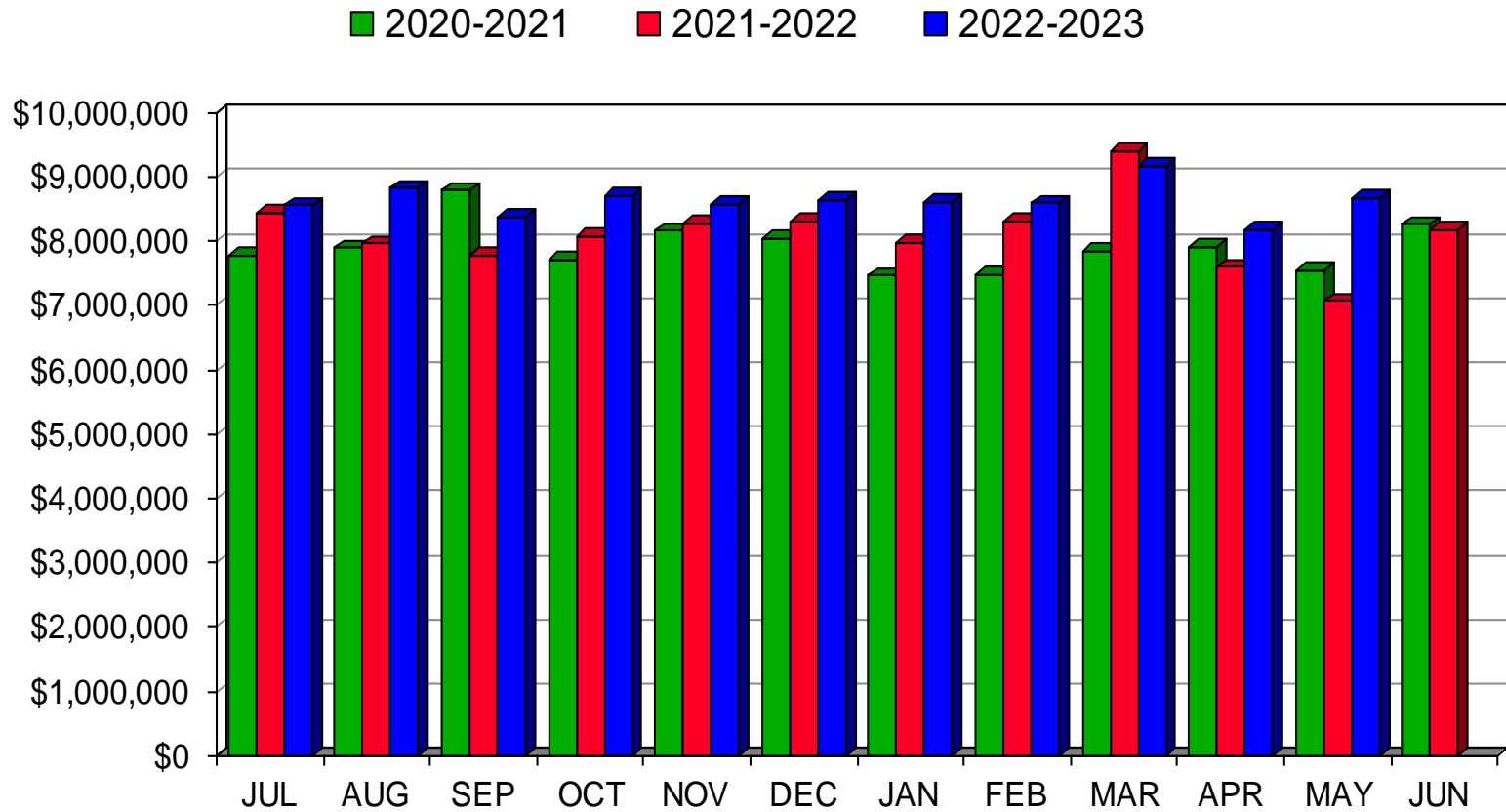
# SHAKER HEIGHTS CITY SCHOOL DISTRICT GENERAL FUND RECEIPTS

■ 2020-2021 ■ 2021-2022 ■ 2022-2023



**May 31, 2023**

# SHAKER HEIGHTS CITY SCHOOL DISTRICT GENERAL FUND EXPENDITURES



**May 31, 2023**

### **3. CONSOLIDATED INVESTMENT PORTFOLIO**





	Total Investments	Average Yield	Average Maturity
<b>RedTree Investment Account - Operations:</b>			
U.S. Government Agency Notes	\$ 37,185,252.15	1.59%	1.58 yrs
Commercial Paper	\$ 18,855,322.95	5.15%	0.17 yrs
Certificates of Deposit	\$ 16,020,461.20	3.83%	1.72 yrs
Variable Rate U.S. Agency Notes	\$ 530,000.00	1.09%	2.7 yrs
U.S Treasury Notes	\$ 11,188,503.71	1.76%	1.01 yrs
U.S. Treasury Bills	\$ 1,991,249.99	5.65%	0.02 yrs
Municipal Bonds	\$ 4,755,961.45	1.36%	1.35 yrs
Money Market Fund	\$ 42,932.77	4.96%	1 day
<b>Total Portfolio</b>	<b>\$ 90,569,684.22</b>	<b>2.86%</b>	<b>1.19 yrs</b>
<b>Cash</b>			
Star Ohio - General	\$ 2,793,257.25	5.25%	1 day
Huntington Operating	\$ 1,460,005.44	0.05%	1 day
<b>Total Portfolio</b>	<b>\$ 94,822,946.91</b>	<b>2.85%</b>	<b>1.15 yrs</b>



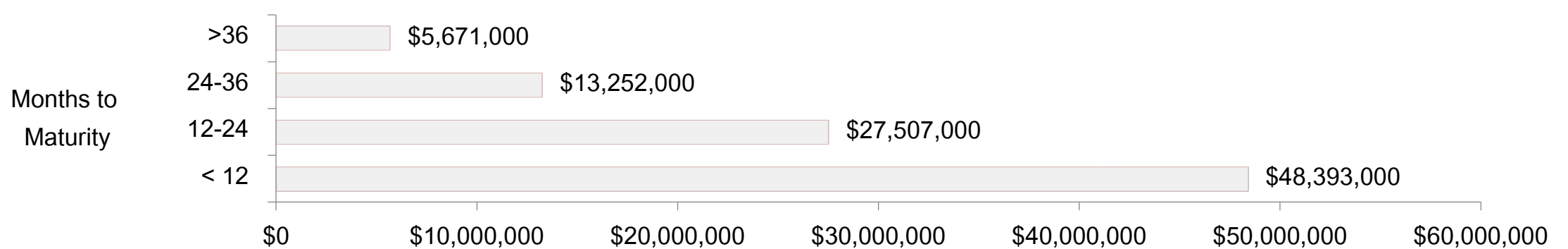
## Market Update

- Rates rose throughout the month as investors digested higher inflation data and a strong labor market
- The Federal Reserve is likely to raise interest rates further this summer.
- Interest rates are highest for the shortest maturities, and lower for longer maturities as investors expect interest rates to fall over the next few years.

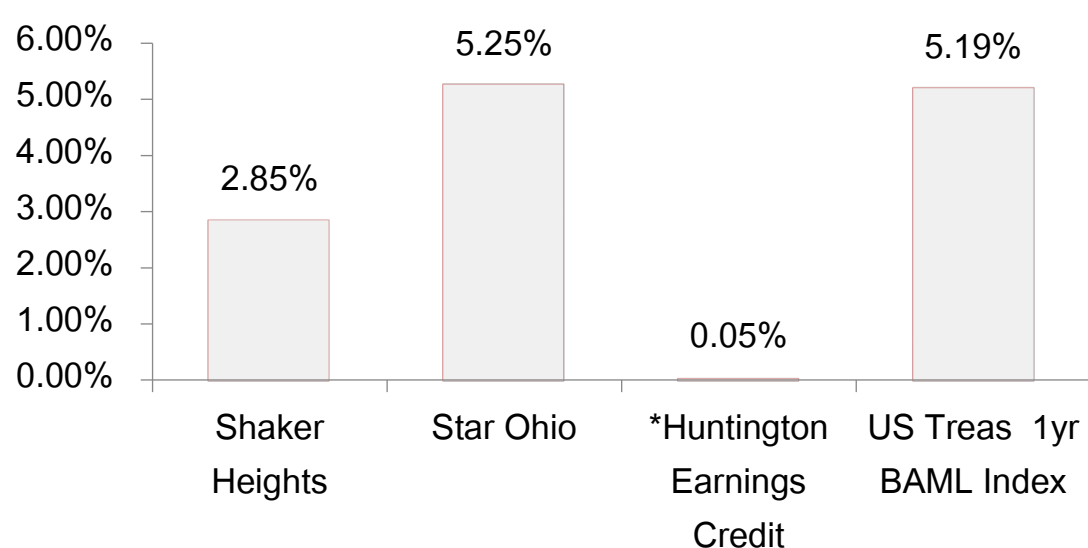
## Operating Portfolio: Summary of Monthly Activity

- We added more CD's this month, providing strong yields and monthly income in some securities.
- There is ample liquidity built into the portfolio to meet any withdrawal needs.

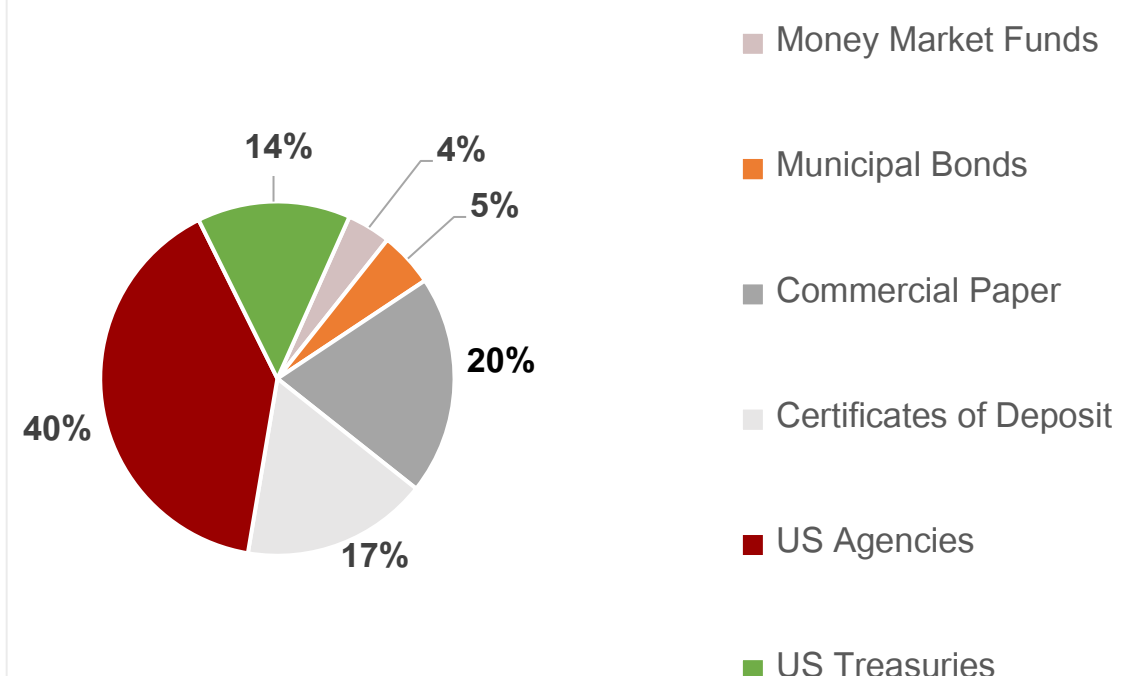
Maturity Distribution



Yield Comparison



Investment Allocation



*\*Earnings credit to offset bank charges; does not pay actual interest*



Shaker  
Heights  
Schools

# Monthly Investment Report

May 31, 2023



REDTREE  
INVESTMENT GROUP

## Redeemed Securities : Sales, Calls, and Maturities

Security	Maturity Date	CUSIP	Date	Original Cost Basis	Income Received
Societe Generale (Maturity)	5/1/2023	83369CS13	5/1/2023	\$1,154,524.76	\$30,475.24
Standard Chartered Bank (Maturity)	5/5/2023	85324US53	5/5/2023	\$519,913.00	\$15,087.00
Apex Bank, TN (Maturity)	5/8/2023	03753XBM1	5/8/2023	\$248,751.00	\$163.73
Citigroup (Maturity)	5/8/2023	17327BS89	5/8/2023	\$971,979.16	\$28,020.84
Citigroup (Maturity)	5/17/2023	17327BSH9	5/17/2023	\$496,002.08	\$3,997.92
Eaglemark Savings Bank, NV (Maturity)	5/19/2023	27004PBQ5	5/19/2023	\$248,875.50	\$246.95
Bank of New England, NH (Maturity)	5/23/2023	06426KBC1	5/23/2023	\$248,526.90	\$521.88
First Natl Bank of McGregor, TX (Maturity)	5/26/2023	32112UDW8	5/26/2023	\$248,626.50	\$112.56
MUFG Bank (Maturity)	5/26/2023	62479MSS3	5/26/2023	\$805,655.18	\$24,344.82
Toyota Motor Credit (Maturity)	5/31/2023	89233HSX3	5/31/2023	\$971,075.00	\$28,925.00
Total Redeemed Securities				\$5,913,929.08	\$131,895.94

## Purchased Securities

Security	Maturity Date	CUSIP	Date	Cost Basis	Projected Annual Income
Popular Bank, NY	5/6/2026	73317ACC4	5/3/2023	\$246,629.50	\$11,115.00
Grand River Bank, MI	11/5/2026	38644ACG2	5/5/2023	\$248,564.25	\$10,831.50
United Fidelity Bank FSB, IN	5/5/2025	910286GG2	5/5/2023	\$248,813.25	\$11,952.00
BMO Harris Bank, IL	5/8/2026	05600XQB9	5/9/2023	\$243,634.00	\$11,224.00
US Treasury Bill	6/6/2023	912797FM4	5/9/2023	\$1,991,249.99	\$8,750.01
Washington Trust, RI	11/18/2024	940637QZ7	5/17/2023	\$242,817.75	\$12,150.00
Enterprise Bank, PA	5/19/2028	29367RMN3	5/19/2023	\$248,377.50	\$10,582.50
First Federal Savings Bank, IN	5/27/2025	32021JJS6	5/26/2023	\$248,751.00	\$11,952.00
Pentucket Bank, MA	5/27/2025	70969PAG1	5/26/2023	\$248,751.00	\$11,952.00
Farmers Bank, CO	5/29/2026	309175DZ7	5/30/2023	\$243,634.00	\$11,346.00
Federal Home Ln Mtg	5/28/2025	3134GYSQ6	5/30/2023	\$659,340.00	\$36,432.00
TAB Bank, UT	5/30/2025	89388CGT9	5/30/2023	\$248,000.00	\$12,276.00
Federal Home Ln Bank	12/13/2024	3130ATUR6	5/31/2023	\$697,473.00	\$32,340.00
Nicolet National Bank, WI	5/30/2025	654062LL0	5/31/2023	\$247,752.00	\$12,276.00
Total Security Purchases				\$6,063,787.24	\$205,179.01

## Interest Earnings Received

Asset Class	Total Income Received
Cash (Star Ohio/Huntington)	\$32,404.96
Money Market Funds	\$351.32
Certificates of Deposit	\$37,636.18
Commercial Paper	\$130,850.82
U.S. Treasury Notes	\$12,212.50
U.S. Agency Notes	\$1,404.37
Total Interest Earnings for the period	\$214,860.15

## Realized Gains and Losses

Security	CUSIP	Realized Gain/Loss
Apex Bank, TN (Maturity)	03753XBM1	\$249.00
Eaglemark Savings Bank, NV (Maturity)	27004PBQ5	\$124.50
Bank of New England, NH (Maturity)	06426KBC1	\$473.10
First Natl Bank of McGregor, TX (Maturity)	32112UDW8	\$373.50
Total Realized Gains and Losses for the period		\$1,220.10

This consolidated report is provided for informational purposes and as a courtesy to the client, and may include assets that the firm does not hold on behalf of the customer and which are not included on the firm's books and records. The above named unaffiliated entities provide the source data or hold the assets. Advisory services offered through RedTree Investment Group. RedTree Investment Group is a Registered Investment Adviser with the Securities and Exchange Commission (SEC). Registration as an investment adviser does not imply a certain level of skill or training.



RedTree Investment Group  
Portfolio Holdings Report  
*Shaker Heights City Schools*  
**US Bank Custodian Acct Ending x71036**  
May 31, 2023



Quantity	CUSIP	Security	Coupon	Maturity Date	Call Date	Trade Date	Cost Basis	Market Value	Yield at Cost	Wtd Maturity
<b>U.S. GOVERNMENT AGENCY NOTES</b>										
500,000	3130ANDP2	Federal Home Ln Bank	0.25	08-18-23		08-18-21	500,000.00	494,546.00	0.25	0.21
800,000	3133EMHL9	Federal Farm Credit Bank	0.31	11-30-23	06-15-23	08-23-21	800,000.00	779,862.34	0.31	0.49
1,000,000	3137EAF2	Federal Home Ln Mtg	0.25	12-04-23		04-13-21	998,770.00	973,759.67	0.30	0.50
1,255,000	3130A0F70	Federal Home Ln Bank	3.37	12-08-23		08-18-22	1,253,280.65	1,243,285.79	3.48	0.50
1,000,000	3130AMT36	Federal Home Ln Bank	0.25	12-29-23	06-29-23	06-29-21	1,000,000.00	970,664.00	0.25	0.56
1,500,000	3130A0XE5	Federal Home Ln Bank	3.25	03-08-24		08-16-22	1,497,675.00	1,476,968.26	3.35	0.74
400,000	3130ALSG0	Federal Home Ln Bank	0.25	03-08-24		05-21-21	399,444.00	384,670.93	0.30	0.75
1,800,000	3130ALJ70	Federal Home Ln Bank	0.40	03-12-24	06-12-23	03-11-21	1,800,000.00	1,730,846.72	0.40	0.76
530,000	3130AN5N6	Federal Home Ln Bank	0.50	04-29-24	07-29-23	07-29-21	530,000.00	507,133.71	0.50	0.89
1,000,000	3133EMGF3	Federal Farm Credit Bank	0.35	05-16-24	06-15-23	11-19-20	998,250.00	953,224.83	0.40	0.93
500,000	3130ASYT0	Federal Home Ln Bank	3.51	05-28-24	08-28-23	08-30-22	500,000.00	490,988.31	3.51	0.95
750,000	3130ATVC8	Federal Home Ln Bank	4.87	06-14-24		02-17-23	748,425.00	746,764.20	5.03	0.97
2,000,000	3130ANMM9	Federal Home Ln Bank	0.54	08-26-24	08-26-23	08-26-21	2,000,154.00	1,886,206.72	0.54	1.20
1,000,000	3130AMFP2	Federal Home Ln Bank	0.50	08-27-24	08-27-23	05-26-21	1,000,000.00	942,541.84	0.50	1.21
500,000	3134GXQ49	Federal Home Ln Mtg	3.75	08-28-24	08-28-23	08-30-22	500,000.00	490,045.10	3.75	1.18
1,000,000	3130AMQY1	Federal Home Ln Bank	0.50	09-23-24	06-23-23	06-23-21	1,000,000.00	939,590.29	0.50	1.28
525,000	3130ANX88	Federal Home Ln Bank	0.50	09-27-24	06-27-23	09-27-21	524,842.50	493,080.81	0.51	1.29
1,500,000	3130ALTH7	Federal Home Ln Bank	0.51	09-30-24	06-30-23	03-26-21	1,500,000.00	1,408,446.31	0.51	1.29
345,000	3130APH65	Federal Home Ln Bank	0.61	10-25-24	07-25-23	10-25-21	345,000.00	323,494.69	0.61	1.36
750,000	3130APQ81	Federal Home Ln Bank	1.00	11-08-24	06-08-23	11-08-21	750,000.00	705,940.99	1.00	1.39
1,000,000	3135G06E8	Federal Natl Mtg Assoc	0.42	11-18-24	08-18-23	11-18-20	998,250.00	932,300.87	0.46	1.43
700,000	3130ATUR6	Federal Home Ln Bank	4.62	12-13-24		05-31-23	697,473.00	698,542.52	4.86	1.43
1,000,000	3130AN5H9	Federal Home Ln Bank	0.70	01-22-25	07-22-23	07-22-21	1,000,000.00	929,793.37	0.70	1.59
500,000	3130AUYC2	Federal Home Ln Bank	4.70	02-14-25		02-17-23	499,250.00	499,518.81	4.78	1.60
1,500,000	3130ANP61	Federal Home Ln Bank	0.68	02-26-25	08-26-23	08-26-21	1,500,000.00	1,397,854.62	0.68	1.69
650,000	3133EMXS6	Federal Farm Credit Bank	0.72	04-28-25	06-15-23	08-26-21	650,000.00	600,235.08	0.72	1.85
850,000	3130ANAY6	Federal Home Ln Bank	0.70	04-29-25	07-29-23	07-29-21	849,872.50	784,551.43	0.70	1.86
1,200,000	3133ELC28	Federal Farm Credit Bank	0.73	05-27-25	06-15-23	08-31-21	1,200,000.00	1,106,076.66	0.73	1.93
660,000	3134GYSQ6	Federal Home Ln Mtg	5.52	05-28-25	08-28-23	05-30-23	659,340.00	659,614.59	5.57	1.86
400,000	3130ANTF7	Federal Home Ln Bank	0.70	06-16-25	06-16-23	09-16-21	400,000.00	368,198.40	0.70	1.98
500,000	3134GXE34	Federal Home Ln Mtg	4.05	07-25-25	06-25-23	07-25-22	500,000.00	489,014.97	4.05	2.00
600,000	3130ASVZ9	Federal Home Ln Bank	4.00	08-22-25	08-22-23	08-30-22	600,000.00	586,366.81	4.00	2.08
600,000	3134GXS21	Federal Home Ln Mtg	3.80	08-25-25	08-25-23	08-25-22	600,000.00	584,501.59	3.80	2.09
1,400,000	3134GWZV1	Federal Home Ln Mtg	0.65	10-22-25	07-22-23	10-23-20	1,400,000.00	1,274,282.18	0.65	2.32
1,400,000	3130ALCV4	Federal Home Ln Bank	0.75	02-24-26	08-24-23	02-23-21	1,400,000.00	1,261,077.06	0.75	2.64
1,400,000	3130AKZ25	Federal Home Ln Bank	0.65	02-26-26	08-26-23	02-24-21	1,400,000.00	1,257,346.85	0.65	2.65
500,000	3130AMSS2	Federal Home Ln Bank	1.05	06-30-26	06-30-23	06-30-21	500,000.00	449,357.36	1.05	2.96
1,000,000	3133ENF96	Federal Farm Credit Bank	3.96	08-17-26	08-17-23	08-17-22	1,000,000.00	969,649.18	3.96	2.94
500,000	3133ENH45	Federal Farm Credit Bank	3.12	08-24-26		08-24-22	497,013.00	484,605.99	3.29	3.01
500,000	3130ANNP1	Federal Home Ln Bank	1.10	08-24-26	06-24-23	08-30-21	500,000.00	448,970.88	1.10	3.10
500,000	3130ANQD5	Federal Home Ln Bank	1.37	08-26-26		08-26-21	504,985.00	459,090.28	1.17	3.10
435,000	3130ANXU9	Federal Home Ln Bank	1.00	09-30-26	06-30-23	09-30-21	435,000.00	387,894.26	1.00	3.20
500,000	3130AT3P0	Federal Home Ln Bank	5.00	09-14-27	06-14-23	09-28-22	500,000.00	491,531.53	5.00	3.77
250,000	3133ENL99	Federal Farm Credit Bank	3.37	09-15-27		09-15-22	248,227.50	243,605.68	3.53	3.92
Accrued Interest								161,027.81		
								37,185,252.15	35,467,070.35	1.59 1.58

**VARIABLE RATE U.S. AGENCY NOTES**

530,000	3130ALKB9	Federal Home Ln Bank	0.75	03-17-26	06-17-23	03-17-21	530,000.00	482,685.95	1.09	2.70
Accrued Interest								817.08		
								530,000.00	483,503.03	1.09 2.70

**MUNICIPAL BONDS**

170,000	668571FC1	Northwood LSD, OH GO		07-15-23		09-01-20	165,061.50	168,854.20	1.05	0.12
300,000	531677PC0	Licking Heights LSD, OH GO	0.71	12-01-23		08-01-20	300,000.00	293,214.00	0.71	0.49
525,000	560058X61	Mahoning County, OH GO	2.00	12-01-23		09-14-20	545,795.25	518,883.75	0.75	0.49
100,000	715093HY9	Perrysburg EVSD, OH GO		12-01-23		03-16-22	97,154.00	97,332.00	1.72	0.49
430,000	960470NV0	Westlake CSD, OH GO	0.35	12-01-23		10-19-21	430,000.00	419,619.80	0.35	0.49

**Disclosures:**

RedTree's internal accounting system is used as the source of the market value of this account. Although obtained from a source believed to be reliable, we cannot guarantee its accuracy. You should review all account statements provided by the custodian and compare with the statements provided by RedTree.

Questions? Call 888.596.2293 or email [info@redtreeinv.com](mailto:info@redtreeinv.com)





RedTree Investment Group  
Portfolio Holdings Report  
*Shaker Heights City Schools*  
**US Bank Custodian Acct Ending x71036**  
May 31, 2023



Quantity	CUSIP	Security	Coupon	Maturity Date	Call Date	Trade Date	Cost Basis	Market Value	Yield at Cost	Wtd Maturity
150,000	117529FE2	Bryan CSD, OH GO	2.00	01-01-24		10-05-20	157,071.00	147,843.00	0.53	0.57
475,000	199492R50	City of Columbus, OH GO	0.37	04-01-24		02-17-21	475,000.00	457,976.00	0.37	0.82
200,000	668571FD9	Northwood LSD, OH GO		07-15-24		09-01-20	190,886.00	187,992.00	1.24	1.06
210,000	530336DU7	Liberty Center LSD, OH GO		11-01-24		08-01-20	200,134.20	195,297.90	1.17	1.32
700,000	677581JB7	State of Ohio, OH REV	0.52	12-15-24		06-08-21	700,000.00	653,219.00	0.52	1.50
175,000	117529FF9	Bryan CSD, OH GO	2.00	01-01-25		10-05-20	184,859.50	169,001.00	0.65	1.52
1,310,000	199492Y94	City of Columbus, OH GO	3.12	04-01-26		05-17-22	1,310,000.00	1,267,844.20	3.12	2.66
	Accrued Interest							18,551.51		
							4,755,961.45	4,595,628.36	1.36	1.35

**U.S. TREASURY NOTES**

945,000	91282CCU3	US Treasury Note	0.12	08-31-23		09-24-21	942,563.67	932,633.79	0.26	0.25
400,000	9128285U0	US Treasury Note	2.62	12-31-23		06-30-22	397,343.75	393,921.88	3.08	0.56
1,500,000	912828W48	US Treasury Note	2.12	02-29-24		08-05-22	1,476,562.50	1,465,195.32	3.15	0.73
1,000,000	91282CBR1	US Treasury Note	0.25	03-15-24		08-09-21	997,929.69	961,796.88	0.33	0.77
400,000	91282CEG2	US Treasury Note	2.25	03-31-24		06-28-22	394,765.62	390,265.62	3.02	0.81
3,380,000	91282CBV2	US Treasury Note	0.37	04-15-24		06-30-21	3,375,432.81	3,240,442.98	0.42	0.85
500,000	91282CEK3	US Treasury Note	2.50	04-30-24		07-25-22	493,378.91	487,753.90	3.28	0.89
350,000	91282CEX5	US Treasury Note	3.00	06-30-24		06-30-22	349,507.81	342,097.66	3.07	1.03
1,050,000	91282CFG1	US Treasury Note	3.25	08-31-24		08-31-22	1,047,949.22	1,028,343.75	3.35	1.20
530,000	9128283D0	US Treasury Note	2.25	10-31-24		04-12-22	524,161.72	511,470.70	2.70	1.37
705,000	9128284Z0	US Treasury Note	2.75	08-31-25		08-31-22	692,579.88	681,922.26	3.37	2.14
500,000	91282CCZ2	US Treasury Note	0.87	09-30-26		09-30-21	496,328.13	452,265.62	1.03	3.22
	Accrued Interest							37,242.29		
							11,188,503.71	10,925,352.65	1.76	1.01

**U.S. TREASURY BILLS**

2,000,000	912797FM4	US Treasury Bill		06-06-23		05-09-23	1,991,249.99	1,998,560.42	5.65	0.02
-----------	-----------	------------------	--	----------	--	----------	--------------	--------------	------	------

**CERTIFICATES OF DEPOSIT**

249,000	33847E4N4	Flagstar Bank FSB, MI	0.20	06-16-23		06-16-21	248,925.30	248,449.62	0.22	0.04
247,000	06654BCF6	Bankwell Bank, CT	0.50	07-03-23		06-30-20	246,938.25	245,953.71	0.51	0.09
249,000	47804GGU1	John Marshall Bank, VA	0.25	08-03-23		09-03-21	248,937.75	246,833.06	0.26	0.17
249,000	29367SJS4	Enterprise Bank & Trust, MO	1.80	11-08-23		10-23-19	249,000.00	245,227.28	1.81	0.43
249,000	15118RTE7	Celtic Bank, UT	1.80	12-27-23		12-13-19	248,937.75	244,075.04	1.81	0.56
249,000	59013KES1	Merrick Bank, UT	1.85	12-29-23		01-02-20	248,564.25	244,099.36	1.90	0.56
246,000	38148P5B9	Goldman Sachs Bank USA, NY	3.10	02-13-24		02-14-19	245,926.20	242,287.64	3.11	0.68
246,000	856285PG0	State Bank of India, NY	3.15	02-28-24		03-01-19	245,508.00	242,156.15	3.20	0.72
249,000	05465DAJ7	Axos Bank, CA	1.60	03-26-24		03-18-20	249,000.00	241,543.01	1.61	0.79
249,000	90348JJQ4	UBS Bank USA, UT	2.90	04-03-24		03-18-19	248,352.60	244,012.09	2.97	0.81
246,000	14042TAP2	Capital One Bank USA, Glen Allen, VA	2.65	05-22-24		05-21-19	244,856.10	239,605.96	2.75	0.95
246,000	254673J72	Discover Bank, DE	3.10	06-28-24		06-28-22	245,754.00	240,172.22	3.15	1.03
246,000	14042RSH5	Capital One, NA, Mclean, VA	3.30	07-01-24		06-29-22	245,754.00	240,643.66	3.35	1.03
245,000	795451BP7	Sallie Mae Bank, UT	3.30	07-08-24		07-07-22	244,755.00	239,578.40	3.34	1.05
245,000	07371DCC9	Beal Bank, NV	3.05	07-10-24		07-11-22	244,816.25	238,871.55	3.09	1.06
249,000	92834CCX8	VisionBank of Iowa, IA	4.75	07-22-24		04-20-23	249,000.00	247,261.88	4.80	1.08
249,000	89235MLF6	Toyota Financial Savings Bank, NV	0.55	08-05-24		08-05-21	248,626.50	235,400.54	0.60	1.15
249,000	87165ET80	Synchrony Bank, UT	0.55	09-03-24		09-03-21	248,626.50	234,537.28	0.60	1.22
245,000	69478QGQ7	Pacific Premier Bank, CA	3.45	09-09-24		09-09-22	244,755.00	239,263.19	3.50	1.22
243,000	15987UAV0	Charles Schwab Bank, TX	5.40	09-23-24		03-17-23	242,817.75	242,198.08	5.45	1.24
243,000	332135KT8	First National Bank of Omaha, NE	5.10	10-01-24		03-31-23	242,878.50	242,194.19	5.13	1.27
243,000	40442NBW0	HTLF Bank, CO	5.00	10-07-24		04-05-23	242,939.25	241,880.10	5.02	1.28
249,000	9497632V7	Wells Fargo Bank, SD	4.50	10-21-24		10-20-22	248,751.00	246,182.62	4.56	1.33
244,000	05580AS21	BMW Bank of North America, UT	4.65	11-04-24		11-04-22	243,756.00	241,690.95	4.70	1.36

**Disclosures:**

RedTree's internal accounting system is used as the source of the market value of this account. Although obtained from a source believed to be reliable, we cannot guarantee its accuracy. You should review all account statements provided by the custodian and compare with the statements provided by RedTree.

Questions? Call 888.596.2293 or email [info@redtreeinv.com](mailto:info@redtreeinv.com)

RedTree Investment Group  
Portfolio Holdings Report  
*Shaker Heights City Schools*  
**US Bank Custodian Acct Ending x71036**  
May 31, 2023

				Maturity	Call	Trade			Yield	Wtd	
Quantity	CUSIP	Security	Coupon	Date	Date	Date	Cost Basis	Market Value	at Cost	Maturity	
249,000	20786AET8	ConnectOne Bank, NJ	4.80	11-15-24		11-15-22	248,751.00	247,131.73	4.90	1.37	
243,000	940637QZ7	Washington Trust, RI	5.00	11-18-24		05-17-23	242,817.75	241,854.16	5.05	1.39	
249,000	44989FAB5	INB NA, IL	4.55	01-06-25		01-06-23	248,875.50	246,080.85	4.62	1.50	
249,000	923450DS6	Veritex Community Bank, TX	4.50	02-13-25		02-13-23	248,751.00	245,757.61	4.60	1.60	
243,000	564759SC3	Manufacturers & Traders Trust Co, NY	5.25	03-17-25		03-17-23	242,757.00	242,817.93	5.30	1.68	
248,000	66736ACF4	Northwest Bank, ID	5.25	03-24-25		03-22-23	247,752.00	247,844.88	5.36	1.69	
248,000	72345SLG4	Pinnacle Bank, TN	5.30	03-24-25		03-22-23	247,814.00	248,059.21	5.40	1.69	
249,000	07815ABE6	Bell Bank, ND	1.10	03-26-25		03-23-20	249,000.00	230,933.43	1.10	1.76	
243,000	37312PDE6	Georgia Banking Co, GA	5.15	03-27-25		03-27-23	242,757.00	242,414.36	5.20	1.71	
249,000	694231AC5	Pacific Enterprise Bank, CA	1.15	03-31-25		03-23-20	248,875.50	231,053.68	1.16	1.77	
246,000	02589AC34	American Express Nat'l Bank, UT	2.55	04-07-25		04-06-22	245,631.00	234,247.29	2.60	1.77	
249,000	20033A3U8	Comenity Capital Bank, UT	4.65	04-17-25		04-18-23	248,751.00	246,210.77	4.75	1.75	
244,000	800364EZ0	Sandy Spring Bank, MD	4.65	04-21-25		04-19-23	243,756.00	241,265.59	4.70	1.78	
249,000	910286GG2	United Fidelity Bank FSB, IN	4.80	05-05-25		05-05-23	248,813.25	246,856.07	4.89	1.79	
246,000	61690UH60	Morgan Stanley Bank, UT	3.10	05-12-25		05-11-22	245,631.00	236,195.73	3.15	1.86	
249,000	32021JJS6	First Federal Savings Bank, IN	4.80	05-27-25		05-26-23	248,751.00	246,831.18	4.90	1.85	
249,000	70969PAG1	Pentucket Bank, MA	4.80	05-27-25		05-26-23	248,751.00	246,830.89	4.90	1.85	
248,000	654062LL0	Nicolet National Bank, WI	4.95	05-30-25		05-31-23	247,752.00	246,541.74	5.06	1.86	
248,000	89388CGT9	TAB Bank, UT	4.95	05-30-25		05-30-23	248,000.00	246,541.59	5.00	1.86	
246,000	06740KQS9	Barclay's Bank, DE	3.05	06-02-25		06-02-22	245,815.50	235,781.06	3.08	1.88	
245,000	02007GUZ4	Ally Bank, UT	3.25	07-07-25		07-07-22	244,448.75	235,360.72	3.33	1.97	
249,000	23344RAF4	DR Bank, CT	3.45	09-09-25		09-09-22	248,688.75	239,514.90	3.52	2.13	
249,000	06543PCZ6	Bank of the Valley, NE	4.00	09-30-25		09-30-22	248,626.50	242,322.68	4.09	2.17	
244,000	319477AN5	First-Citizens B&T, NC	4.70	10-28-25		10-27-22	243,634.00	241,169.99	4.75	2.24	
249,000	682325DK8	One Community Bank, WI	4.45	10-28-25		04-28-23	248,751.00	244,693.89	4.53	2.23	
244,000	58404DQX2	Medallion Bank, UT	4.85	10-31-25		10-31-22	244,000.00	241,989.23	4.85	2.25	
249,000	27002YFJ0	EagleBank, MD	4.40	12-23-25		12-22-22	248,626.50	244,240.05	4.50	2.36	
244,000	61768EQC0	Morgan Stanley Private Bank, NY	4.75	03-09-26		03-09-23	243,878.00	241,326.07	4.77	2.54	
244,000	552249CH5	Lyons National Bank, NY	4.85	03-16-26		03-15-23	243,695.00	241,951.01	4.89	2.56	
243,000	02357QBU0	Amerant Bank NA, FL	5.00	03-23-26		03-21-23	242,635.50	241,904.50	5.05	2.57	
248,000	32117BFQ6	First Natl Bank Damariscotta, ME	4.80	03-23-26		03-23-23	247,628.00	245,596.19	4.90	2.57	
243,000	12547CAU2	CIBC Bank USA, IL	5.00	03-24-26		03-24-23	242,757.00	241,904.97	5.04	2.57	
249,000	08016PEQ8	Belmont Bank & Trust, IL	4.50	04-17-26		04-19-23	248,626.50	244,583.94	4.60	2.63	
244,000	064455AU2	Bank of Pontiac, IL	4.50	04-20-26		04-19-23	243,634.00	239,692.70	4.55	2.66	
247,000	73317ACC4	Popular Bank, NY	4.50	05-06-26		05-03-23	246,629.50	242,597.42	4.58	2.68	
244,000	05600XQB9	BMO Harris Bank, IL	4.60	05-08-26		05-09-23	243,634.00	240,315.69	4.65	2.70	
244,000	309175DZ7	Farmers Bank, CO	4.65	05-29-26		05-30-23	243,634.00	240,633.82	4.70	2.76	
249,000	38644ACG2	Grand River Bank, MI	4.35	11-05-26		05-05-23	248,564.25	242,914.83	4.44	3.10	
245,000	31938QW34	First Business Bank, WI	3.90	04-15-27		02-15-23	244,510.00	234,723.54	3.95	3.49	
248,000	914098DQ8	University Bank, MI	4.85	04-03-28		04-03-23	247,504.00	245,344.84	4.95	4.20	
249,000	29367RMN3	Enterprise Bank, PA	4.25	05-19-28		05-19-23	248,377.50	239,725.98	4.34	4.36	
Accrued Interest								70,154.07			
								16,020,461.20	15,808,028.36	3.83	1.72

**COMMERCIAL PAPER**

600,000	55078UT53	LVMH Moet		06-05-23		02-16-23	591,280.00	599,580.60	4.87	0.01
300,000	17327BTF2	Citigroup		06-15-23		10-04-22	290,538.50	299,367.00	4.62	0.04
1,000,000	89119BTN6	TD USA		06-22-23		03-28-23	987,936.11	996,923.00	5.11	0.06
300,000	22533UTP8	Credit Agricole NY		06-23-23		03-10-23	295,528.75	299,029.80	5.19	0.06
2,135,000	06054PTT3	Bank of America		06-27-23		03-22-23	2,105,953.59	2,126,775.98	5.13	0.07
1,000,000	62479MTU7	MUFG Bank		06-28-23		02-21-23	982,678.61	996,045.00	5.00	0.08
2,200,000	89233HTU8	Toyota Motor Credit		06-28-23		02-22-23	2,162,193.00	2,191,261.60	5.00	0.08
500,000	89119BU38	TD USA		07-03-23		10-06-22	482,975.00	497,694.00	4.70	0.09
500,000	89119BU61	TD USA		07-06-23		04-06-23	493,566.81	497,483.50	5.16	0.10

**Disclosures:**

RedTree's internal accounting system is used as the source of the market value of this account. Although obtained from a source believed to be reliable, we cannot guarantee its accuracy. You should review all account statements provided by the custodian and compare with the statements provided by RedTree.

Questions? Call 888.596.2293 or email [info@redtreeinv.com](mailto:info@redtreeinv.com)

RedTree Investment Group  
Portfolio Holdings Report  
*Shaker Heights City Schools*  
*US Bank Custodian Acct Ending x71036*  
May 31, 2023

Quantity	CUSIP	Security	Coupon	Maturity Date	Call Date	Trade Date	Cost Basis	Market Value	Yield at Cost	Wtd Maturity
370,000	89119BU79	TD USA		07-07-23		10-11-22	356,978.16	368,085.99	4.88	0.10
1,050,000	17327BUA1	Citigroup		07-10-23		03-22-23	1,033,477.09	1,043,854.35	5.23	0.11
1,000,000	78013WUA6	Royal Bank of Canada (RBC)		07-10-23		03-22-23	984,416.67	994,330.00	5.18	0.11
2,000,000	89119BUU8	TD USA		07-28-23		03-29-23	1,965,380.56	1,983,740.00	5.24	0.16
500,000	89233HUX0	Toyota Motor Credit		07-31-23		04-19-23	492,646.94	495,616.00	5.22	0.17
500,000	62479MV18	MUFG Bank		08-01-23		04-06-23	491,631.25	495,465.00	5.24	0.17
2,000,000	63307MV48	National Bank of Canada		08-04-23		04-05-23	1,965,716.66	1,981,268.00	5.19	0.18
1,000,000	62479MYE7	MUFG Bank		11-14-23		02-21-23	961,799.44	974,634.00	5.38	0.45
1,000,000	63873KYH4	Natixis NY		11-17-23		02-21-23	961,219.17	973,857.00	5.40	0.46
1,150,000	89233HYH1	Toyota Motor Credit		11-17-23		02-22-23	1,105,225.39	1,120,446.15	5.44	0.46
150,000	89233HYM0	Toyota Motor Credit		11-21-23		02-28-23	144,181.25	146,049.45	5.46	0.47
							18,855,322.95	19,081,506.42	5.15	0.17
<b>MONEY MARKET FUND</b>										
	USBMMF	First American Treasury Obligations Fund	4.96				42,932.77	42,932.77	4.96	
<b>TOTAL PORTFOLIO</b>							<b>90,569,684.22</b>	<b>88,402,582.36</b>	<b>2.86</b>	<b>1.19</b>

**Disclosures:**

RedTree's internal accounting system is used as the source of the market value of this account. Although obtained from a source believed to be reliable, we cannot guarantee its accuracy. You should review all account statements provided by the custodian and compare with the statements provided by RedTree.

Questions? Call 888.596.2293 or email [info@redtreeinv.com](mailto:info@redtreeinv.com)

## **4. FINANCIAL STATEMENTS**



**Shaker Heights City School District**  
**Financial Statement-General Fund**  
**Fiscal Year Ending**  
**June 30, 2023**

	A	B	D	E	F	G	H	I	J	K	L	M	N	O	P	Q	R
1				Month of May					Year-To-Date May					Year-To-Date May			
2				<u>Actual F23</u>	<u>Actual F22</u>	<u>\$ Inc(Dec)</u>	<u>%Inc(Dec)</u>		<u>Actual F23</u>	<u>Actual F22</u>	<u>\$ Inc(Dec)</u>	<u>%Inc(Dec)</u>		<u>YTD Bud.F23</u>	<u>\$ Inc(Dec)</u>	<u>%Inc(Dec)</u>	
3		<b>REVENUE:</b>															
4		Real Estate Taxes		0	0	\$0	#DIV/0!		\$68,079,070	\$68,059,390	\$19,680	0.0%		\$66,659,000	\$1,420,070	2.1%	
5		Pers.Prop./Public Utility Taxes		0	0	0	#DIV/0!		\$4,238,806	\$3,863,310	375,496	9.7%		4,056,000	182,806	4.5%	
6		Investment Earnings		213,794	41,169	172,625	419.3%		\$1,480,154	\$435,794	1,044,360	239.6%		942,813	537,341	57.0%	
7		Other Local		126,012	115,226	10,786	9.4%		3,073,291	3,182,863	(109,572)	-3.4%		2,508,914	564,377	22.5%	
8		State Foundation		1,275,008	997,285	277,723	27.8%		14,078,124	14,036,144	41,980	0.3%		13,814,812	263,312	1.9%	
9		Homestead Exemption & RollBack		4,253,626	0	4,253,626	#DIV/0!		8,543,076	8,575,426	(32,350)	-0.4%		8,575,426	(32,350)	-0.4%	
10		Other State		90,495	31,292	59,203	189.2%		1,297,224	1,393,438	(96,214)	-6.9%		1,337,087	(39,863)	-3.0%	
11		Federal-primarily Medicaid reimb.		0	0	0	#DIV/0!		396,617	67,119	329,498	490.9%		443,864	(47,247)	-10.6%	
12		Transfers & Advances In		0	0	0	#DIV/0!		0	0	0	#DIV/0!		0	0	#DIV/0!	
13		<b>TOTAL REVENUE</b>		<b>5,958,935</b>	<b>1,184,972</b>	<b>4,773,963</b>	<b>402.9%</b>		<b>101,186,362</b>	<b>99,613,484</b>	<b>1,572,878</b>	<b>1.6%</b>		<b>98,337,916</b>	<b>2,848,446</b>	<b>2.9%</b>	
14				0	0	0			0	0	0			0	0		
15		<b>EXPENDITURES:</b>															
16		Salaries & Wages		4,987,388	4,847,953	139,435	2.9%		56,254,112	54,438,152	1,815,960	3.3%		56,707,631	(453,519)	-0.8%	
17		Fringe Benefits:															
18		Health Insurance		940,419	851,771	88,648	10.4%		9,855,875	8,959,701	896,174	10.0%		9,761,335	94,540	1.0%	
19		Retirement Expense		800,677	769,696	30,981	4.0%		8,877,013	8,519,774	357,239	4.2%		8,891,000	(13,987)	-0.2%	
20		All Other Fringes		86,124	88,723	(2,599)	-2.9%		1,041,169	1,012,493	28,676	2.8%		1,048,374	(7,205)	-0.7%	
21		Total Fringe Benefits		1,827,220	1,710,190	117,030	6.8%		19,774,057	18,491,968	1,282,089	6.9%		19,700,709	73,348	0.4%	
22		Purchased Services:		0	0	0			0	0	0			0	0		
23		Utilities		90,667	127,874	(37,207)	-29.1%		1,036,482	1,058,179	(21,697)	-2.1%		1,097,798	(61,316)	-5.6%	
24		Out-of-District Tuition		205,965	193,349	12,616	6.5%		1,882,863	2,240,530	(357,667)	-16.0%		2,351,993	(469,130)	-19.9%	
25		Pupil Transportation		183,813	95,016	88,797	93.5%		1,461,237	704,574	756,663	107.4%		740,031	721,206	97.5%	
26		Repairs & Maintenance		120,354	(439,954)	560,308	-127.4%		1,825,606	1,131,737	693,869	61.3%		1,350,000	475,606	35.2%	
27		All Other Purchased Services		768,655	258,341	510,314	197.5%		5,520,996	4,335,949	1,185,047	27.3%		4,847,866	673,130	13.9%	
28		Total Purchased Services		1,369,454	234,626	1,134,828	483.7%		11,727,184	9,470,969	2,256,215	23.8%		10,387,688	1,339,496	12.9%	
29		Textbooks, Materials & Supplies		257,521	212,377	45,144	21.3%		3,303,232	2,917,780	385,452	13.2%		3,086,870	216,362	7.0%	
30		Capital Outlay		100,937	(55,932)	156,869	-280.5%		1,136,643	1,478,569	(341,926)	-23.1%		1,784,183	(647,540)	-36.3%	
31		Other-primarily Cty.Aud.&Treas.Fees		19,278	5,636	13,642	242.1%		2,328,621	2,038,711	289,910	14.2%		2,110,430	218,191	10.3%	
32		Transfers & Advances Out		115,000	115,000	0	0.0%		365,000	350,000	15,000	4.3%		375,000	(10,000)	-2.7%	
33		<b>TOTAL EXPENDITURES</b>		<b>8,676,798</b>	<b>7,069,850</b>	<b>1,606,948</b>	<b>22.7%</b>		<b>94,888,849</b>	<b>89,186,149</b>	<b>5,702,700</b>	<b>6.4%</b>		<b>94,152,511</b>	<b>736,338</b>	<b>0.8%</b>	
34				0	0	0			0	0	0			0	0		
35		<b>Net Revenues/(Expenditures)</b>		<b>(2,717,863)</b>	<b>(5,884,878)</b>	<b>3,167,015</b>	<b>-53.8%</b>		<b>6,297,513</b>	<b>10,427,335</b>	<b>(4,129,822)</b>	<b>-39.6%</b>		<b>4,185,405</b>	<b>2,112,108</b>	<b>50.5%</b>	
36																	
37		<b>Cash, Beginning of Period</b>		<b>80,428,385</b>	<b>82,972,644</b>	<b>(2,544,259)</b>	<b>-3.1%</b>		<b>71,413,009</b>	<b>66,660,431</b>	<b>4,752,578</b>	<b>7.1%</b>		<b>71,413,009</b>	<b>0</b>	<b>0.0%</b>	
38																	
39		<b>Cash, End of Month</b>		<b>77,710,522</b>	<b>77,087,766</b>	<b>622,756</b>	<b>0.8%</b>		<b>77,710,522</b>	<b>77,087,766</b>	<b>622,756</b>	<b>0.8%</b>		<b>75,598,414</b>	<b>2,112,108</b>	<b>2.8%</b>	
40				0	0	0			0	0	0			0	0		
41		<b>Less O/S Encumbrances</b>		<b>9,636,463</b>	<b>9,007,360</b>	<b>629,103</b>	<b>7.0%</b>		<b>9,636,463</b>	<b>9,007,360</b>	<b>629,103</b>	<b>7.0%</b>		<b>9,000,000</b>	<b>636,463</b>	<b>7.1%</b>	
42		<b>Less Budget Reserve</b>		<b>353,070</b>	<b>353,070</b>	<b>0</b>	<b>0.0%</b>		<b>353,070</b>	<b>353,070</b>	<b>0</b>	<b>0.0%</b>		<b>353,070</b>	<b>0</b>	<b>0.0%</b>	
43																	
44		<b>Fund Balance, End of Month</b>		<b>\$67,720,989</b>	<b>\$67,727,336</b>	<b>(\$6,347)</b>	<b>0.0%</b>		<b>\$67,720,989</b>	<b>\$67,727,336</b>	<b>(\$6,347)</b>	<b>0.0%</b>		<b>\$66,245,344</b>	<b>\$1,475,645</b>	<b>2.2%</b>	
45				0	0	0			0	0	0	0.0%		0	0	0.0%	
46		<b>Total General Obligation Debt Outstanding</b>							<b>31,110,000</b>	<b>33,840,000</b>	<b>0</b>						
47																	

**SCHOOL DISTRICT**  
**General Fund-Budget by Month**  
**Fiscal Year Ending**  
**June 30, 2023**

FS11May23 Rev06-12-23  
F23MvgMthlyBudget  
6/12/2023

	A	B	AA	AB	AC	AD	AE	AF	AG	AH	AI	AJ	AK	AL	AM	AN	AP	AQ
1			BUDGET				BUDGET				BUDGET				BUDGET		Adopted	Var Fav/(Unfav)
2			Jul	Aug	Sep	Oct	Nov	Dec	Jan	Feb	Mar	Apr	May	Jun	Var. Deemed	Total		
3	REVENUE:		Actual	Actual	Actual	Actual	Actual	Actual	Actual	Actual	Actual	Actual	Actual	Budget	Temporary	Rev.Proj.	Budget	Deemed
4	Real Estate Taxes		\$4,692,000	\$26,080,432	\$225,346	\$0	\$0	\$0	\$4,336,000	\$25,693,000	\$6,835,102	\$217,190	\$0	\$0	(500,000)	\$67,579,070	\$66,659,000	\$920,070
5	Personal Property Taxes		0	1,644,514	0	0	0	0	0	2,594,292	0	0	0	0	0	4,238,806	4,056,000	182,806
6	Investment Earnings		30,704	77,229	100,395	90,968	93,051	170,755	80,036	176,358	228,239	218,625	213,794	109,187	32,659	1,622,000	1,052,000	570,000
7	Other Local		150,802	101,115	231,184	642,577	148,519	104,072	85,617	278,140	1,018,750	186,503	126,012	290,434	(133,377)	3,230,348	2,799,348	431,000
8	State Foundation		1,267,817	1,269,193	1,267,785	1,359,693	1,275,878	1,266,652	1,268,942	1,253,773	1,290,450	1,282,933	1,275,008	1,255,888	(10,012)	15,324,000	15,070,700	253,300
9	Homestead Exemption & RollBack		0	0	4,289,450	0	0	0	0	0	0	0	4,253,626	0	0	8,543,076	8,575,426	(32,350)
10	Other State		87,925	237,701	104,390	86,303	91,689	86,793	225,812	96,638	89,949	99,529	90,495	1,211,913	(137)	2,509,000	2,549,000	(40,000)
11	Federal-primarily Medicaid reimb.		665	0	0	2,348	382,281	8,654	0	2,669	0	0	0	400,299	44,247	841,163	844,163	(3,000)
12	Transfers & Advances In		0	0	0	0	0	0	0	0	0	0	0	0	0	0	0	0
13	TOTAL REVENUE		6,229,913	29,410,184	6,218,550	2,181,889	1,991,418	1,636,926	5,996,407	27,500,578	12,056,782	2,004,780	5,958,935	3,267,721	(566,620)	103,887,463	101,605,637	2,281,826
14																		
15	EXPENDITURES:																	
16	Salaries & Wages		5,097,044	4,927,264	5,027,651	5,190,847	5,345,480	5,253,839	5,101,224	5,067,102	5,126,604	5,129,669	4,987,388	5,700,369	3,519	61,958,000	62,408,000	450,000
17	Fringe Benefits:																	
18	Health Insurance		877,900	878,525	833,746	853,877	861,299	869,260	906,808	945,153	943,959	944,929	940,419	915,665	29,460	10,801,000	10,677,000	(124,000)
19	Retirement Expense		804,197	775,373	789,757	825,412	818,038	825,584	804,373	804,154	815,971	813,478	800,677	893,000	(56,014)	9,714,000	9,784,000	70,000
20	All Other Fringes		90,157	91,144	88,416	84,483	87,539	89,951	149,288	95,583	91,879	86,604	86,124	112,626	3,406	1,157,200	1,161,000	3,800
21	Total Fringe Benefits		1,772,254	1,745,042	1,711,919	1,763,772	1,766,876	1,784,795	1,860,469	1,844,890	1,851,809	1,845,011	1,827,220	1,921,291	(23,148)	21,672,200	21,622,000	(50,200)
22	Purchased Services:															15.68%	15.68%	
23	Utilities		33,898	70,038	117,105	96,998	105,977	96,870	107,316	98,139	100,202	119,272	90,667	118,202	(19,684)	1,135,000	1,216,000	81,000
24	Out-of-District Tuition		67,273	371,978	140,490	125,711	121,301	203,631	104,114	165,879	161,290	215,231	205,965	215,007	40,130	2,138,000	2,567,000	429,000
25	Pupil Transportation		40,915	26,378	52,885	138,866	172,673	34,110	252,927	188,082	184,422	186,166	183,813	189,969	(9,206)	1,642,000	930,000	(712,000)
26	Repairs & Maintenance		232,467	306,313	226,397	260,029	214,490	98,038	136,376	90,140	66,283	74,719	120,354	50,000	50,394	1,926,000	1,400,000	(526,000)
27	All Other Purchased Services		434,938	311,163	349,897	682,788	558,317	583,980	387,023	707,452	389,535	347,248	768,655	467,734	165,270	6,154,000	5,315,600	(838,400)
28	Total Purchased Services		809,491	1,085,870	886,774	1,304,392	1,172,758	1,016,629	987,756	1,249,692	901,732	942,636	1,369,454	1,040,912	226,904	12,995,000	11,428,600	(1,566,400)
29	Textbooks, Materials & Supplies		578,541	463,309	376,872	373,187	196,489	158,930	230,765	246,397	232,522	188,699	257,521	53,130	167,638	3,524,000	3,140,000	(384,000)
30	Capital Outlay		104,814	46,545	139,707	33,204	80,747	15,800	270,324	164,027	141,508	39,030	100,937	215,817	245,540	1,598,000	2,000,000	402,000
31	Other-primarily Cty.Aud.&Treas.Fees		191,251	547,596	104,853	43,575	15,989	413,818	41,051	15,816	914,781	20,613	19,278	25,995	5,809	2,360,425	2,136,425	(224,000)
32	Transfers & Advances Out		0	0	135,000	0	0	0	115,000	0	0	0	115,000	0	0	365,000	375,000	10,000
33	TOTAL EXPENDITURES		8,553,395	8,815,626	8,382,776	8,708,977	8,578,339	8,643,811	8,606,589	8,587,924	9,168,956	8,165,658	8,676,798	8,957,514	626,262	104,472,625	103,110,025	(1,362,600)
34																		
35	Net Revenues/(Expenditures)		(2,323,482)	20,594,558	(2,164,226)	(6,527,088)	(6,586,921)	(7,006,885)	(2,610,182)	18,912,654	2,887,826	(6,160,878)	(2,717,863)	(5,689,793)	(1,192,882)	(585,162)	(1,504,388)	919,226
36																		
37	Cash, Beginning of Period		71,413,009	69,089,527	89,684,085	87,519,859	80,992,771	74,405,850	67,398,965	64,788,783	83,701,437	86,589,263	80,428,385	77,710,522		71,413,009	71,413,009	0
38																		
39	Cash, End of Month		69,089,527	89,684,085	87,519,859	80,992,771	74,405,850	67,398,965	64,788,783	83,701,437	86,589,263	80,428,385	77,710,522	72,020,729	(1,192,882)	70,827,847	69,908,621	919,226
40																		
41	Less O/S Encumbrances		14,838,063	14,137,537	14,092,722	15,120,012	14,844,713	14,410,958	13,743,915	13,288,429	12,377,748	10,641,529	9,636,463	5,336,074	(350,000)	4,986,074	5,336,074	350,000
42	Less Budget Reserve		353,070	353,070	353,070	353,070	353,070	353,070	353,070	353,070	353,070	353,070	353,070	353,070	0	353,070	353,070	0
43																		
44	Fund Balance, End of Month		\$53,898,394	\$75,193,478	\$73,074,067	\$65,519,689	\$59,208,067	\$52,634,937	\$50,691,798	\$70,059,938	\$73,858,445	\$69,433,786	\$67,720,989	\$66,331,585	(\$842,882)	\$65,488,703	\$64,219,477	\$1,269,226

**Shaker Heights CSD  
ESSER/COVID-19 Funding**

ESSER Exp.Summ ao 5.31.23/ESSER Breakdown  
6/9/2023

	B	C	D	E	F	G	H	I	J	K	L	M	N	O
1	AS OF	May 31, 2023												
2		ESSER I	ESSER II	ESSER ARP		ESSER Total		Broadband	Suburban	RemotEDX OCERT		Other Total		GRAND TOTAL
5														
6	Allocated Amount	\$624,511	\$2,907,790	\$6,535,122		\$10,067,424		\$47,249	\$240,129	\$88,121		\$375,498		\$10,442,922
7														
8	<b>Educational Related:</b>													
9	1 Year Tchg Positions - Salary & Benefits	\$96,487	\$263,959	\$238,099		\$598,545						\$0		\$598,545
10	Literacy Specialists Salary & Benefits		\$0	\$2,058,846		\$2,058,846						\$0		\$2,058,846
11	Literacy Program Supplies		\$0	\$61,489		\$61,489						\$0		\$61,489
12	Math Specialists Salary & Benefits		\$0	\$72,648		\$72,648						\$0		\$72,648
13	Guidance Counselor LO Salary & Benefits		\$0	\$23,453		\$23,453						\$0		\$23,453
14	District Substitutes - Salary & Benefits	\$80,991	\$649,284	\$1,045,478		\$1,775,753						\$0		\$1,775,753
15	Saturday School Certified - Salary & Benefits		\$0	\$29,668		\$29,668						\$0		\$29,668
16	Saturday School Classified - Salary & Benefits		\$0	\$3,272		\$3,272						\$0		\$3,272
17	Saturday School Supplies		\$0	\$9,481		\$9,481						\$0		\$9,481
18	Summer School Certified - Salary & Benefits		\$317,655	\$153,032		\$470,687						\$0		\$470,687
19	Summer School Classified - Salary & Benefits		\$43,285	\$44,411		\$87,696						\$0		\$87,696
20	Summer School Supplies		\$48,110	\$73,242		\$121,352						\$0		\$121,352
21	Student Support Coordinators		\$0	\$395,869		\$395,869						\$0		\$395,869
22	Lost Library Book Replacement		\$17,782	\$0		\$17,782						\$0		\$17,782
23														
24	<b>Sub Total-Educational Related</b>	<b>\$177,478</b>	<b>\$1,340,075</b>	<b>\$4,208,988</b>		<b>\$5,726,541</b>		<b>\$0</b>	<b>\$0</b>	<b>\$0</b>		<b>\$0</b>		<b>\$5,726,541</b>
25														
26														
27	<b>Technology Related:</b>													
28	Think Pads for Teachers	\$317,637	\$0	\$0		\$317,637						\$0		\$317,637
29	Computers for Students		\$0	\$0		\$0			\$207,127			\$207,127		\$207,127
30	Computer Adapters/Mice		\$74,315	\$0		\$74,315						\$0		\$74,315
31	District Computer Programs-Remote	\$35,494	\$103,848	\$0		\$139,342						\$0		\$139,342
32	Hot Spots		\$37,000	\$5,170		\$42,169		\$47,249				\$47,249		\$89,418
33														
34	<b>Sub Total-Technology Related</b>	<b>\$353,132</b>	<b>\$215,162</b>	<b>\$5,170</b>		<b>\$573,464</b>		<b>\$47,249</b>	<b>\$207,127</b>	<b>\$0</b>		<b>\$254,376</b>		<b>\$827,839</b>
35														
36														
37	<b>Facilities Related:</b>													
38	Air Quality Upgrades		\$661,508	\$0		\$661,508						\$0		\$661,508
39	Air Purifiers-portables		\$53,914	\$0		\$53,914						\$0		\$53,914
40	PPE - Scrubbers/Sprayers/Gloves/masks/purell	\$89,599	\$183,217	\$0		\$272,816						\$0		\$272,816
41	Classroom PPE - Tarps/Trifold Boards		\$105,175	\$0		\$105,175			\$33,002			\$33,002		\$138,177
42	Outdoor Classroom-Tent Rentals		\$168,959	\$0		\$168,959						\$0		\$168,959
43	Outdoor Classroom-Seating		\$8,710	\$0		\$8,710						\$0		\$8,710
44														
45	<b>Sub Total-Facilities Related</b>	<b>\$89,599</b>	<b>\$1,181,482</b>	<b>\$0</b>		<b>\$1,271,082</b>		<b>\$0</b>	<b>\$33,002</b>	<b>\$0</b>		<b>\$33,002</b>		<b>\$1,304,084</b>
46														
47														
48	<b>Other:</b>													
49	FFCRA Leave Certified - Salary & Benefits		\$67,662	\$0		\$67,662						\$0		\$67,662
50	FFCRA Leave Classified - Salary & Benefits		\$73,669	\$0		\$73,669						\$0		\$73,669
51	Contract Tracer Salary & Benefits		\$0	\$719		\$719						\$0		\$719
52	WestWind Consultants-equity		\$0	\$286,644		\$286,644				\$88,121		\$88,121		\$374,765
53	Non Public School portion	\$4,302	\$0	\$0		\$4,302						\$0		\$4,302
54	COVID Matter Legal Costs		\$29,739	\$0		\$29,739						\$0		\$29,739
55														
56	<b>Sub Total-Other</b>	<b>\$4,302</b>	<b>\$171,071</b>	<b>\$287,363</b>		<b>\$462,736</b>		<b>\$0</b>	<b>\$0</b>	<b>\$88,121</b>		<b>\$88,121</b>		<b>\$550,856</b>
57														
58														
59	Total Charged through:													
60	<b>May 31, 2023</b>	<b>\$624,511</b>	<b>\$2,907,790</b>	<b>\$4,501,520</b>		<b>\$8,033,822</b>		<b>\$47,249</b>	<b>\$240,129</b>	<b>\$88,121</b>		<b>\$375,498</b>		<b>\$8,409,320</b>
61														
62														
63	<b>Remaining Balance</b>	<b>\$0</b>	<b>\$0</b>	<b>\$2,033,602</b>		<b>\$2,033,602</b>		<b>\$0</b>	<b>\$0</b>	<b>\$0</b>		<b>\$0</b>		<b>\$2,033,602</b>

## **5. FINANCIAL REPORT BY BANK**

# SHAKER HEIGHTS CITY SCHOOL DISTRICT FINANCIAL REPORT BY BANK

**MAY 2023**

	<u>BEGINNING OF YEAR BALANCE</u>	<u>MTD</u>	<u>RECEIPTS</u> <u>YTD</u>	<u>EXPENDITURES</u> <u>MTD</u>	<u>YTD</u>	<u>CURRENT FUND BALANCE</u>
HUNTINGTON	(\$1,625,724.24)	\$10,721,445.52	\$122,618,473.94	\$11,323,514.12	\$122,328,063.36	(\$1,335,313.66)
INVESTMENTS & OTHER DEPOSITS	89,537,480.83	(2,788,909.46)	5,285,466.08	0.00	0.00	94,822,946.91
Payroll Funding Transfer A/C -for 1st of next mth	2,699,191.38	176,890.93	222,479.80	0.00	0.00	2,921,671.18
<b>GRAND TOTAL</b>	<b>\$90,610,947.97</b>	<b>\$8,109,426.99</b>	<b>\$128,126,419.82</b>	<b>\$11,323,514.12</b>	<b>\$122,328,063.36</b>	<b>\$96,409,304.43</b>
	0.00	0.00	0.00	0.00	0.00	0.00

Note-HNB A/C is negative due to o/s cks that will be covered by transfers from the Inv.&OtherDeposits A/C in accordance with controlled disbursement feature of HNB A/C.

## **6. FINANCIAL REPORT BY FUND**

EFINANCEPLUS  
DATE: 06/09/2023  
TIME: 16:04:47  
SELECTION CRITERIA : ALL

SHAKER HEIGHTS SCHOOLS  
OH Cash Position Report

PAGE NUMBER: 19

ACCOUNTING PERIOD : 11/23

FUND	SCC	DESCRIPTION BEGIN BALANCE	MTD RECEIPTS	FYTD RECEIPTS	MTD EXPENDITURES	FYTD EXPENDITURES	CURRENT FUND BALANCE	CURRENT ENCUMBRANCE	UNENCUMBERED FUND BALANCE
001		71,413,008.81	5,958,935.34	101,186,361.90	8,676,798.31	94,888,848.81	77,710,521.90	9,636,463.40	68,074,058.50
002		5,749,169.82	112,702.34	4,057,760.15	144.95	3,047,076.44	6,759,853.53	15,050.00	6,744,803.53
003		4,589,612.02	6,762.40	1,028,068.86	0.00	0.00	5,617,680.88	0.00	5,617,680.88
004		507,685.19	2,889.66	104,638.86	105,947.60	220,888.35	391,435.70	360,987.26	30,448.44
006		821,310.94	84,198.53	1,375,575.15	232,804.78	1,992,737.89	204,148.20	379,894.63	-175,746.43
007		62,498.43	3.67	18,719.49	41.99	42,051.01	39,166.91	1,300.58	37,866.33
009		374.50	4,533.20	61,874.39	-6,290.30	34,500.74	27,748.15	2,120.81	25,627.34
011		204,175.11	1,013.00	125,757.25	77,211.00	116,460.40	213,471.96	4,706.48	208,765.48
014		134,343.61	14,629.50	87,182.95	23,586.17	73,531.56	147,995.00	29,585.58	118,409.42
018		201,129.22	35,129.18	190,526.40	369.71	191,147.76	200,507.86	77,535.59	122,972.27
020		24,841.51	0.00	785.82	0.00	0.00	25,627.33	0.00	25,627.33
022		1,957,633.56	54,664.36	1,008,885.14	24,298.40	534,923.80	2,431,594.90	0.00	2,431,594.90
024		4,101,929.26	1,185,067.90	12,367,152.15	1,401,590.69	14,513,790.63	1,955,290.78	8,900.00	1,946,390.78
027		396,540.25	0.00	0.00	0.00	0.00	396,540.25	0.00	396,540.25

EFINANCEPLUS  
DATE: 06/09/2023  
TIME: 16:04:47  
SELECTION CRITERIA : ALL

SHAKER HEIGHTS SCHOOLS  
OH Cash Position Report

PAGE NUMBER: 20

ACCOUNTING PERIOD : 11/23

FUND	SCC	DESCRIPTION BEGIN BALANCE	MTD RECEIPTS	FYTD RECEIPTS	MTD EXPENDITURES	FYTD EXPENDITURES	CURRENT FUND BALANCE	CURRENT ENCUMBRANCE	UNENCUMBERED FUND BALANCE
-----									
200		275,379.11	36,182.63	221,315.39	67,092.25	218,864.05	277,830.45	12,931.99	264,898.46
300		291,416.91	121,931.97	553,979.20	57,267.33	628,832.99	216,563.12	134,831.68	81,731.44
401		24,639.37	168.63	179,924.25	13,623.78	173,475.36	31,088.26	5,475.00	25,613.26
451		0.00	0.00	14,400.00	0.00	14,400.00	0.00	0.00	0.00
467		495,353.89	0.00	0.00	0.00	0.00	495,353.89	0.00	495,353.89
499		-1,720.84	36,380.00	42,372.65	1,384.24	125,964.23	-85,312.42	60,000.00	-145,312.42
507		-296,149.84	323,291.30	2,908,008.52	378,100.95	2,989,959.63	-378,100.95	13,115.50	-391,216.45
516		-169,296.92	118,991.58	1,382,128.10	212,890.15	1,425,721.33	-212,890.15	2,537.50	-215,427.65
551		-1,424.66	850.14	10,215.12	850.14	9,640.60	-850.14	0.00	-850.14
572		-112,661.60	0.00	960,395.02	0.00	847,733.42	0.00	0.00	0.00
584		-28,448.63	0.00	33,715.45	52,948.44	58,215.26	-52,948.44	0.00	-52,948.44
587		-1,899.56	1,533.54	17,725.07	1,533.54	17,359.05	-1,533.54	0.00	-1,533.54
590		-28,491.49	9,568.12	188,952.54	1,320.00	161,940.05	-1,479.00	200.00	-1,679.00
599		0.00	0.00	0.00	0.00	0.00	0.00	94,001.35	-94,001.35



EFINANCEPLUS  
DATE: 06/09/2023  
TIME: 16:04:47  
SELECTION CRITERIA : ALL

SHAKER HEIGHTS SCHOOLS  
OH Cash Position Report

ACCOUNTING PERIOD : 11/23

FUND	SCC	DESCRIPTION	MTD RECEIPTS	FYTD RECEIPTS	MTD EXPENDITURES	FYTD EXPENDITURES	CURRENT FUND BALANCE	CURRENT ENCUMBRANCE	UNENCUMBERED FUND BALANCE
		BEGIN BALANCE							
-----									
GRAND TOTALS:		90,610,947.97	8,109,426.99	128,126,419.82	11,323,514.12	122,328,063.36	96,409,304.43	10,839,637.35	85,569,667.08

## **7. REVENUE ACCOUNT SUMMARY**

PAGE NUMBER: 1  
REVSTA11

FUND/SCC-0010000 GENERAL

FUND/SCC-0030000 PERMANENT IMPROVEMENT

POWERSCHOOL  
DATE: 06/09/2023  
TIME: 16:12:01

SHAKER HEIGHTS CITY SCHOOLS  
REVENUE STATUS REPORT

PAGE NUMBER: 2  
REVSTA11

SELECTION CRITERIA: ALL  
ACCOUNTING PERIOD: 11/23

SORTED BY: FUND/SCC,ACCOUNT  
TOTALLED ON: FUND/SCC  
PAGE BREAKS ON:

FUND/SCC-0030000 PERMANENT IMPROVEMENT

ACCOUNT - - - -	TITLE - - - -	BUDGET	PERIOD RECEIPTS	RECEIVABLES	YEAR TO DATE RECEIPTS	AVAILABLE BALANCE	YTD/ BUD
R1111	GENERAL PROPERTY TAX	.00	.00	.00	985,303.57	-985,303.57	.00
R1122	PUBLIC UTILITY PROP TAX	.00	.00	.00	28,885.71	-28,885.71	.00
R3132	HOMESTEAD EXEMPTION	.00	6,762.40	.00	13,879.58	-13,879.58	.00
TOTAL	PERMANENT IMPROVEMENT	.00	6,762.40	.00	1,028,068.86	-1,028,068.86	.00
FUND/SCC-0049150	BUILDING/NON-BOND ISSUE F						
R1890	OTHER MISC RECEIPTS	.00	2,889.66	.00	28,319.39	-28,319.39	.00
R1933	SALE OF PERSONAL PROPERT	.00	.00	.00	67,949.47	-67,949.47	.00
TOTAL	BUILDING/NON-BOND ISSUE	.00	2,889.66	.00	96,268.86	-96,268.86	.00
FUND/SCC-0049167	SSF PROJECTS - RED & WHIT						
R1820	CONTRIBUT-PRIVATE SOURCE	.00	.00	.00	8,370.00	-8,370.00	.00
TOTAL	SSF PROJECTS - RED & WH	.00	.00	.00	8,370.00	-8,370.00	.00
FUND/SCC-0060000	FOOD SERVICES						
R1410	INTEREST ON INVESTMENTS	.00	1,736.25	.00	25,411.16	-25,411.16	.00
R1511	SALES-STUDENT BREAKFAST	.00	1,084.00	.00	9,176.25	-9,176.25	.00
R1512	SALES-STUD TYPE A LUNCH	.00	48,534.75	.00	385,553.50	-385,553.50	.00
R1513	SALES-STUDENT ALA CARTE	.00	42,026.33	.00	340,905.81	-340,905.81	.00
R1514	SALES OF MILK TO STUDENT	.00	1,671.75	.00	7,632.75	-7,632.75	.00
R1523	SALES-ADULT ALA CARTE	.00	1,297.00	.00	12,451.25	-12,451.25	.00
R1590	FOOD SERVICE-OTHR RECEIP	.00	14.45	.00	16.26	-16.26	.00
R1890	OTHER MISC RECEIPTS	.00	268.75	.00	1,996.75	-1,996.75	.00
R3213	SCHOOL LUNCH	.00	.00	.00	18,827.94	-18,827.94	.00
R4120	UNRSTRD GRANT AID-FED GO	.00	.00	.00	646,279.88	-646,279.88	.00
TOTAL	FOOD SERVICES	.00	96,633.28	.00	1,448,251.55	-1,448,251.55	.00
FUND/SCC-0069291	FOOD SERVICE - PRE PAID						
R1559	OTHER RECPT-SPECIAL FUNC	.00	-1,413.95	.00	-6,262.20	6,262.20	.00
TOTAL	FOOD SERVICE - PRE PAID	.00	-1,413.95	.00	-6,262.20	6,262.20	.00
FUND/SCC-0069292	FOOD SERVICE - PREPAID -						
R1559	OTHER RECPT-SPECIAL FUNC	.00	-1,086.75	.00	-3,747.96	3,747.96	.00
TOTAL	FOOD SERVICE - PREPAID	.00	-1,086.75	.00	-3,747.96	3,747.96	.00
FUND/SCC-0069293	FOOD SERVICE - PREPAID -						
R1559	OTHER RECPT-SPECIAL FUNC	.00	-914.80	.00	-6,235.20	6,235.20	.00
TOTAL	FOOD SERVICE - PREPAID	.00	-914.80	.00	-6,235.20	6,235.20	.00
FUND/SCC-0069294	FOOD SERVICE - PREPAID -						
R1559	OTHER RECPT-SPECIAL FUNC	.00	-1,277.80	.00	-3,524.10	3,524.10	.00
TOTAL	FOOD SERVICE - PREPAID	.00	-1,277.80	.00	-3,524.10	3,524.10	.00
FUND/SCC-0069295	FOOD SERVICE - PREPAID -						
R1559	OTHER RECPT-SPECIAL FUNC	.00	-1,478.80	.00	-3,653.70	3,653.70	.00

POWERSCHOOL  
DATE: 06/09/2023  
TIME: 16:12:01

SHAKER HEIGHTS CITY SCHOOLS  
REVENUE STATUS REPORT

PAGE NUMBER: 3  
REVSTA11

SELECTION CRITERIA: ALL  
ACCOUNTING PERIOD: 11/23

SORTED BY: FUND/SCC,ACCOUNT  
TOTALLED ON: FUND/SCC  
PAGE BREAKS ON:

FUND/SCC-0069295 FOOD SERVICE - PREPAID -

ACCOUNT - - - - TITLE - - - - -	BUDGET	PERIOD RECEIPTS	RECEIVABLES	YEAR TO DATE RECEIPTS	AVAILABLE BALANCE	YTD/ BUD
TOTAL FOOD SERVICE - PREPAID	.00	-1,478.80	.00	-3,653.70	3,653.70	.00
FUND/SCC-0069296 FOOD SERVICE - PREPAID - R1559 OTHER RECPT-SPECIAL FUNC	.00	-1,447.03	.00	-10,177.11	10,177.11	.00
TOTAL FOOD SERVICE - PREPAID	.00	-1,447.03	.00	-10,177.11	10,177.11	.00
FUND/SCC-0069297 FOOD SERVICE - PREPAID - R1559 OTHER RECPT-SPECIAL FUNC	.00	-2,705.69	.00	-15,208.71	15,208.71	.00
TOTAL FOOD SERVICE - PREPAID	.00	-2,705.69	.00	-15,208.71	15,208.71	.00
FUND/SCC-0069298 FOOD SERVICE - PREPAID - R1559 OTHER RECPT-SPECIAL FUNC	.00	-2,755.38	.00	-24,757.86	24,757.86	.00
TOTAL FOOD SERVICE - PREPAID	.00	-2,755.38	.00	-24,757.86	24,757.86	.00
FUND/SCC-0069299 FY2018 NEGATIVE ACCOUNT B R1559 OTHER RECPT-SPECIAL FUNC	.00	244.75	.00	461.99	-461.99	.00
TOTAL FY2018 NEGATIVE ACCOUNT	.00	244.75	.00	461.99	-461.99	.00
FUND/SCC-0069300 NEGATIVE ACCT BALA FY19 R1559 OTHER RECPT-SPECIAL FUNC	.00	400.70	.00	428.45	-428.45	.00
TOTAL NEGATIVE ACCT BALA FY19	.00	400.70	.00	428.45	-428.45	.00
FUND/SCC-0079230 SPECIAL TRUST/SHHS ALUMNI R1490 OTHER EARNINGS-INVESTMEN	.00	3.67	.00	14.50	-14.50	.00
TOTAL SPECIAL TRUST/SHHS ALUM	.00	3.67	.00	14.50	-14.50	.00
FUND/SCC-0079231 LO YOUTH LITERACY GRANT R1820 CONTRIBUT-PRIVATE SOURCE	.00	.00	.00	3,000.00	-3,000.00	.00
TOTAL LO YOUTH LITERACY GRANT	.00	.00	.00	3,000.00	-3,000.00	.00
FUND/SCC-0079994 MHJ-MS LRNG GARD R1820 CONTRIBUT-PRIVATE SOURCE	.00	.00	.00	3,000.00	-3,000.00	.00
TOTAL MHJ-MS LRNG GARD	.00	.00	.00	3,000.00	-3,000.00	.00
FUND/SCC-0079995 MHJ-IC CHAPMAN AWARD R1820 CONTRIBUT-PRIVATE SOURCE	.00	.00	.00	7,500.00	-7,500.00	.00
TOTAL MHJ-IC CHAPMAN AWARD	.00	.00	.00	7,500.00	-7,500.00	.00
FUND/SCC-0079996 MS-AWI ED FOUNDATION R1820 CONTRIBUT-PRIVATE SOURCE	.00	.00	.00	5,204.99	-5,204.99	.00
TOTAL MS-AWI ED FOUNDATION	.00	.00	.00	5,204.99	-5,204.99	.00
FUND/SCC-0090000 UNIFORM SCHOOL SUPP R1720 SALE OF WORKBOOKS	.00	.00	.00	21.00	-21.00	.00
TOTAL UNIFORM SCHOOL SUPP	.00	.00	.00	21.00	-21.00	.00

POWERSCHOOL  
DATE: 06/09/2023  
TIME: 16:12:01

SHAKER HEIGHTS CITY SCHOOLS  
REVENUE STATUS REPORT

PAGE NUMBER: 4  
REVSTA11

SELECTION CRITERIA: ALL  
ACCOUNTING PERIOD: 11/23

SORTED BY: FUND/SCC,ACCOUNT  
TOTALLED ON: FUND/SCC  
PAGE BREAKS ON:

FUND/SCC-0090000 UNIFORM SCHOOL SUPP

ACCOUNT - - - - TITLE - - - - -	BUDGET	PERIOD RECEIPTS	RECEIVABLES	YEAR TO DATE RECEIPTS	AVAILABLE BALANCE	YTD/ BUD
FUND/SCC-0099010 STORED VALUE CARDS - BLVD						
R1740 CLASS FEES	.00	315.00	.00	5,630.00	-5,630.00	.00
TOTAL STORED VALUE CARDS - BL	.00	315.00	.00	5,630.00	-5,630.00	.00
FUND/SCC-0099020 STORED VALUE CARDS - FERN						
R1740 CLASS FEES	.00	45.00	.00	7,070.00	-7,070.00	.00
TOTAL STORED VALUE CARDS - FE	.00	45.00	.00	7,070.00	-7,070.00	.00
FUND/SCC-0099030 STORED VALUE CARDS - LOMO						
R1740 CLASS FEES	.00	105.00	.00	6,545.00	-6,545.00	.00
TOTAL STORED VALUE CARDS - LO	.00	105.00	.00	6,545.00	-6,545.00	.00
FUND/SCC-0099060 STORED VALUE CARDS - MERC						
R1740 CLASS FEES	.00	.00	.00	8,177.00	-8,177.00	.00
TOTAL STORED VALUE CARDS - ME	.00	.00	.00	8,177.00	-8,177.00	.00
FUND/SCC-0099080 STORED VALUE CARDS - ONAW						
R1740 CLASS FEES	.00	140.00	.00	9,230.00	-9,230.00	.00
TOTAL STORED VALUE CARDS - ON	.00	140.00	.00	9,230.00	-9,230.00	.00
FUND/SCC-0099110 STORED VALUE CARDS - WOOD						
R1740 CLASS FEES	.00	735.00	.00	13,088.25	-13,088.25	.00
TOTAL STORED VALUE CARDS - WO	.00	735.00	.00	13,088.25	-13,088.25	.00
FUND/SCC-0099217 MIDDLE SCHOOL SUPPLIES						
R1710 CLASSROOM SUPPLIES	.00	140.00	.00	990.00	-990.00	.00
TOTAL MIDDLE SCHOOL SUPPLIES	.00	140.00	.00	990.00	-990.00	.00
FUND/SCC-0099218 INSTRUCTIONAL FEES HIGH S						
R1710 CLASSROOM SUPPLIES	.00	3,053.20	.00	11,123.14	-11,123.14	.00
TOTAL INSTRUCTIONAL FEES HIGH	.00	3,053.20	.00	11,123.14	-11,123.14	.00
FUND/SCC-0119231 SPECIAL TEST - AP						
R1631 ACADEMIC ORIENTED ACTIV	.00	691.00	.00	87,680.25	-87,680.25	.00
TOTAL SPECIAL TEST - AP	.00	691.00	.00	87,680.25	-87,680.25	.00
FUND/SCC-0119588 IB TESTING						
R1631 ACADEMIC ORIENTED ACTIV	.00	247.00	.00	32,852.00	-32,852.00	.00
TOTAL IB TESTING	.00	247.00	.00	32,852.00	-32,852.00	.00
FUND/SCC-0119918 EL SISTEMA - LOMOND VIOLI						
R1634 MUSIC ORIENTED ACTIVITY	.00	75.00	.00	5,225.00	-5,225.00	.00
TOTAL EL SISTEMA - LOMOND VIO	.00	75.00	.00	5,225.00	-5,225.00	.00

POWERSCHOOL  
DATE: 06/09/2023  
TIME: 16:12:01

SHAKER HEIGHTS CITY SCHOOLS  
REVENUE STATUS REPORT

PAGE NUMBER: 5  
REVSTA11

SELECTION CRITERIA: ALL  
ACCOUNTING PERIOD: 11/23

SORTED BY: FUND/SCC,ACCOUNT  
TOTALLED ON: FUND/SCC  
PAGE BREAKS ON:

FUND/SCC-0149232 H.S. PLANETARIUM

ACCOUNT - - - - TITLE - - - - -	BUDGET	PERIOD RECEIPTS	RECEIVABLES	YEAR TO DATE RECEIPTS	AVAILABLE BALANCE	YTD/ BUD
FUND/SCC-0149232 H.S. PLANETARIUM						
R1830 SERV PROVIDED OTHR ENTIT	.00	.00	.00	186.00	-186.00	.00
TOTAL H.S. PLANETARIUM	.00	.00	.00	186.00	-186.00	.00
FUND/SCC-0149235 GERMAN SUMMER TRAVEL						
R1632 LANGUAGE ORIENTD ACTIVIT	.00	4,000.00	.00	49,369.95	-49,369.95	.00
TOTAL GERMAN SUMMER TRAVEL	.00	4,000.00	.00	49,369.95	-49,369.95	.00
FUND/SCC-0149237 ROTARY-INTERNAL SERV OTHE						
R1626 PUBLIC SERVICE ACTIVITY	.00	.00	.00	1,836.00	-1,836.00	.00
R1631 ACADEMIC ORIENTED ACTIV	.00	9,466.00	.00	25,773.00	-25,773.00	.00
TOTAL ROTARY-INTERNAL SERV OT	.00	9,466.00	.00	27,609.00	-27,609.00	.00
FUND/SCC-0149238 RTA TICKETS						
R1390 OTHER TRANSPORTATION FEE	.00	962.50	.00	2,380.00	-2,380.00	.00
TOTAL RTA TICKETS	.00	962.50	.00	2,380.00	-2,380.00	.00
FUND/SCC-0149240 WOODBURY SWIM CAPS						
R1635 SPORT ORIENTED ACTIVITIE	.00	.00	.00	304.00	-304.00	.00
R1710 CLASSROOM SUPPLIES	.00	.00	.00	1,346.00	-1,346.00	.00
R1720 SALE OF WORKBOOKS	.00	.00	.00	146.00	-146.00	.00
TOTAL WOODBURY SWIM CAPS	.00	.00	.00	1,796.00	-1,796.00	.00
FUND/SCC-0149241 TRANSCRIPT FEES						
R1626 PUBLIC SERVICE ACTIVITY	.00	201.00	.00	4,836.00	-4,836.00	.00
TOTAL TRANSCRIPT FEES	.00	201.00	.00	4,836.00	-4,836.00	.00
FUND/SCC-0149852 CHILE TRIPS						
R1632 LANGUAGE ORIENTD ACTIVIT	.00	.00	.00	1,006.00	-1,006.00	.00
TOTAL CHILE TRIPS	.00	.00	.00	1,006.00	-1,006.00	.00
FUND/SCC-0189245 CHOIR/ORCH BOOSTER						
R1410 INTEREST ON INVESTMENTS	.00	30.23	.00	285.67	-285.67	.00
R1624 MUSIC ORIENTED ACTIVITY	.00	.00	.00	2,794.40	-2,794.40	.00
R1634 MUSIC ORIENTED ACTIVITY	.00	.00	.00	54,014.30	-54,014.30	.00
R1820 CONTRIBUT-PRIVATE SOURCE	.00	395.00	.00	3,200.00	-3,200.00	.00
TOTAL CHOIR/ORCH BOOSTER	.00	425.23	.00	60,294.37	-60,294.37	.00
FUND/SCC-0189246 LOMOND BOOK FAIR						
R1626 PUBLIC SERVICE ACTIVITY	.00	.00	.00	7,269.94	-7,269.94	.00
TOTAL LOMOND BOOK FAIR	.00	.00	.00	7,269.94	-7,269.94	.00
FUND/SCC-0189253 BAND BOOSTERS						
R1410 INTEREST ON INVESTMENTS	.00	44.02	.00	296.70	-296.70	.00
TOTAL BAND BOOSTERS	.00	44.02	.00	296.70	-296.70	.00

POWERSCHOOL  
DATE: 06/09/2023  
TIME: 16:12:01

SHAKER HEIGHTS CITY SCHOOLS  
REVENUE STATUS REPORT

PAGE NUMBER: 6  
REVSTA11

SELECTION CRITERIA: ALL  
ACCOUNTING PERIOD: 11/23

SORTED BY: FUND/SCC,ACCOUNT  
TOTALLED ON: FUND/SCC  
PAGE BREAKS ON:

FUND/SCC-0189253 BAND BOOSTERS

ACCOUNT - - - - TITLE - - - - -	BUDGET	PERIOD RECEIPTS	RECEIVABLES	YEAR TO DATE RECEIPTS	AVAILABLE BALANCE	YTD/ BUD
FUND/SCC-0189257 WOODBURY 6TH GRADE CAMP						
R1631 ACADEMIC ORIENTED ACTIV	.00	17,439.25	.00	32,162.25	-32,162.25	.00
TOTAL WOODBURY 6TH GRADE CAMP	.00	17,439.25	.00	32,162.25	-32,162.25	.00
FUND/SCC-0189259 IMMERSION TRIPS CAMBODIA						
R1631 ACADEMIC ORIENTED ACTIV	.00	.00	.00	234.40	-234.40	.00
TOTAL IMMERSION TRIPS CAMBODI	.00	.00	.00	234.40	-234.40	.00
FUND/SCC-0189281 BOULEVARD						
R1410 INTEREST ON INVESTMENTS	.00	4.71	.00	31.74	-31.74	.00
TOTAL BOULEVARD	.00	4.71	.00	31.74	-31.74	.00
FUND/SCC-0189282 FERNWAY						
R1410 INTEREST ON INVESTMENTS	.00	16.71	.00	112.61	-112.61	.00
TOTAL FERNWAY	.00	16.71	.00	112.61	-112.61	.00
FUND/SCC-0189283 LOMOND						
R1410 INTEREST ON INVESTMENTS	.00	25.25	.00	180.18	-180.18	.00
R1626 PUBLIC SERVICE ACTIVITY	.00	.00	.00	2,640.61	-2,640.61	.00
R1631 ACADEMIC ORIENTED ACTIV	.00	.47	.00	1.16	-1.16	.00
R1890 OTHER MISC RECEIPTS	.00	350.00	.00	350.00	-350.00	.00
TOTAL LOMOND	.00	375.72	.00	3,171.95	-3,171.95	.00
FUND/SCC-0189284 MERCER						
R1410 INTEREST ON INVESTMENTS	.00	7.05	.00	50.53	-50.53	.00
TOTAL MERCER	.00	7.05	.00	50.53	-50.53	.00
FUND/SCC-0189285 ONAWAY						
R1410 INTEREST ON INVESTMENTS	.00	50.47	.00	256.80	-256.80	.00
R1631 ACADEMIC ORIENTED ACTIV	.00	.00	.00	2,985.57	-2,985.57	.00
R1690 OTHER EXTRACURR STUD ACT	.00	.00	.00	122.00	-122.00	.00
TOTAL ONAWAY	.00	50.47	.00	3,364.37	-3,364.37	.00
FUND/SCC-0189286 WOODBURY						
R1410 INTEREST ON INVESTMENTS	.00	2.37	.00	15.49	-15.49	.00
R1626 PUBLIC SERVICE ACTIVITY	.00	1,722.00	.00	1,737.00	-1,737.00	.00
TOTAL WOODBURY	.00	1,724.37	.00	1,752.49	-1,752.49	.00
FUND/SCC-0189287 MIDDLE SCHOOL						
R1410 INTEREST ON INVESTMENTS	.00	.00	.00	275.92	-275.92	.00
R1626 PUBLIC SERVICE ACTIVITY	.00	.00	.00	40.00	-40.00	.00
R1631 ACADEMIC ORIENTED ACTIV	.00	707.00	.00	2,167.00	-2,167.00	.00
R1740 CLASS FEES	.00	650.00	.00	11,600.00	-11,600.00	.00
R1820 CONTRIBUT-PRIVATE SOURCE	.00	.00	.00	1,891.20	-1,891.20	.00



POWERSCHOOL  
DATE: 06/09/2023  
TIME: 16:12:01

SHAKER HEIGHTS CITY SCHOOLS  
REVENUE STATUS REPORT

PAGE NUMBER: 7  
REVSTA11

SELECTION CRITERIA: ALL  
ACCOUNTING PERIOD: 11/23

SORTED BY: FUND/SCC,ACCOUNT  
TOTALLED ON: FUND/SCC  
PAGE BREAKS ON:

FUND/SCC-0189287 MIDDLE SCHOOL

ACCOUNT - - - - TITLE - - - - -	BUDGET	PERIOD RECEIPTS	RECEIVABLES	YEAR TO DATE RECEIPTS	AVAILABLE BALANCE	YTD/ BUD
R1890 OTHER MISC RECEIPTS	.00	-835.00	.00	-835.00	835.00	.00
TOTAL MIDDLE SCHOOL	.00	522.00	.00	15,139.12	-15,139.12	.00
FUND/SCC-0189288 HIGH SCHOOL						
R1410 INTEREST ON INVESTMENTS	.00	201.03	.00	1,310.33	-1,310.33	.00
R1631 ACADEMIC ORIENTED ACTIV	.00	4,021.98	.00	6,040.98	-6,040.98	.00
R1740 CLASS FEES	.00	7,530.50	.00	39,772.00	-39,772.00	.00
R1820 CONTRIBUT-PRIVATE SOURCE	.00	.00	.00	660.78	-660.78	.00
R1890 OTHER MISC RECEIPTS	.00	3.14	.00	3,991.14	-3,991.14	.00
TOTAL HIGH SCHOOL	.00	11,756.65	.00	51,775.23	-51,775.23	.00
FUND/SCC-0189289 PTO GRANTS - HIGH SCHOOL						
R1820 CONTRIBUT-PRIVATE SOURCE	.00	990.00	.00	-1,056.30	1,056.30	.00
TOTAL PTO GRANTS - HIGH SCHOO	.00	990.00	.00	-1,056.30	1,056.30	.00
FUND/SCC-0189920 SWEETHEART DANCE FKA FATH						
R1616 PUBLIC SERVICE ACTIVITY	.00	.00	.00	13,504.00	-13,504.00	.00
TOTAL SWEETHEART DANCE FKA FA	.00	.00	.00	13,504.00	-13,504.00	.00
FUND/SCC-0189922 MIDDLE SCHOOL SCHOLARS						
R1626 PUBLIC SERVICE ACTIVITY	.00	.00	.00	310.00	-310.00	.00
TOTAL MIDDLE SCHOOL SCHOLARS	.00	.00	.00	310.00	-310.00	.00
FUND/SCC-0189927 MOTHER SON BRUNCH						
R1616 PUBLIC SERVICE ACTIVITY	.00	1,773.00	.00	2,113.00	-2,113.00	.00
TOTAL MOTHER SON BRUNCH	.00	1,773.00	.00	2,113.00	-2,113.00	.00
FUND/SCC-0200000 SHAKER MERCHANDISE						
R1833 CUSTOMER SERVICES	.00	.00	.00	1.37	-1.37	.00
R1890 OTHER MISC RECEIPTS	.00	.00	.00	784.45	-784.45	.00
TOTAL SHAKER MERCHANDISE	.00	.00	.00	785.82	-785.82	.00
FUND/SCC-0229269 DEARBORN OPT LIFE INSUR						
R1839 OTHER ENTITIES	.00	5,058.18	.00	50,859.69	-50,859.69	.00
TOTAL DEARBORN OPT LIFE INSUR	.00	5,058.18	.00	50,859.69	-50,859.69	.00
FUND/SCC-0229272 SERS						
R1890 OTHER MISC RECEIPTS	.00	.00	.00	236,569.59	-236,569.59	.00
TOTAL SERS	.00	.00	.00	236,569.59	-236,569.59	.00
FUND/SCC-0229275 WORKER'S COMP-AGENCY						
R1890 OTHER MISC RECEIPTS	.00	.00	.00	8,548.54	-8,548.54	.00
TOTAL WORKER'S COMP-AGENCY	.00	.00	.00	8,548.54	-8,548.54	.00
FUND/SCC-0229282 OTHER MISC						

POWERSCHOOL  
DATE: 06/09/2023  
TIME: 16:12:01

SHAKER HEIGHTS CITY SCHOOLS  
REVENUE STATUS REPORT

PAGE NUMBER: 8  
REVSTA11

SELECTION CRITERIA: ALL  
ACCOUNTING PERIOD: 11/23

SORTED BY: FUND/SCC,ACCOUNT  
TOTALLED ON: FUND/SCC  
PAGE BREAKS ON:

FUND/SCC-0229282 OTHER MISC

ACCOUNT - - - - TITLE - - - - -	BUDGET	PERIOD RECEIPTS	RECEIVABLES	YEAR TO DATE RECEIPTS	AVAILABLE BALANCE	YTD/ BUD
R1890 OTHER MISC RECEIPTS	.00	.00	.00	30.00	-30.00	.00
TOTAL OTHER MISC	.00	.00	.00	30.00	-30.00	.00
FUND/SCC-0229290 ALLSTATE VOLUNTARY INSURA						
R1839 OTHER ENTITIES	.00	18,876.68	.00	201,680.61	-201,680.61	.00
TOTAL ALLSTATE VOLUNTARY INSU	.00	18,876.68	.00	201,680.61	-201,680.61	.00
FUND/SCC-0229291 LINCOLN NATIONAL LTD						
R1839 OTHER ENTITIES	.00	4,511.98	.00	48,551.45	-48,551.45	.00
TOTAL LINCOLN NATIONAL LTD	.00	4,511.98	.00	48,551.45	-48,551.45	.00
FUND/SCC-0229293 MEDICAL MUTUAL FLEX PLAN						
R1839 OTHER ENTITIES	.00	24,793.04	.00	259,449.06	-259,449.06	.00
TOTAL MEDICAL MUTUAL FLEX PLA	.00	24,793.04	.00	259,449.06	-259,449.06	.00
FUND/SCC-0229294 LEGAL SHIELD EMPLOYEE PD						
R1839 OTHER ENTITIES	.00	1,424.48	.00	14,310.64	-14,310.64	.00
TOTAL LEGAL SHIELD EMPLOYEE P	.00	1,424.48	.00	14,310.64	-14,310.64	.00
FUND/SCC-0229801 HATHAWAY BROWN-AGENCY						
R1832 OTHER SCHOOL DISTRICTS	.00	.00	.00	110,135.20	-110,135.20	.00
TOTAL HATHAWAY BROWN-AGENCY	.00	.00	.00	110,135.20	-110,135.20	.00
FUND/SCC-0229802 LAUREL SCHOOL-AGENCY						
R1832 OTHER SCHOOL DISTRICTS	.00	40,330.10	.00	40,330.10	-40,330.10	.00
TOTAL LAUREL SCHOOL-AGENCY	.00	40,330.10	.00	40,330.10	-40,330.10	.00
FUND/SCC-0229806 UNIVERSITY SCHOOL-AGENCY						
R1832 OTHER SCHOOL DISTRICTS	.00	-40,330.10	.00	38,420.26	-38,420.26	.00
TOTAL UNIVERSITY SCHOOL-AGENC	.00	-40,330.10	.00	38,420.26	-38,420.26	.00
FUND/SCC-0240000 EMP. BEN/SELF INS.PRESCRI						
R1839 OTHER ENTITIES	.00	222,367.37	.00	2,291,436.62	-2,291,436.62	.00
TOTAL EMP. BEN/SELF INS.PRESC	.00	222,367.37	.00	2,291,436.62	-2,291,436.62	.00
FUND/SCC-0249261 EMP. BEN/SELF INS./DENTAL						
R1839 OTHER ENTITIES	.00	60,466.70	.00	669,368.91	-669,368.91	.00
R1890 OTHER MISC RECEIPTS	.00	.00	.00	-114,000.00	114,000.00	.00
TOTAL EMP. BEN/SELF INS./DENT	.00	60,466.70	.00	555,368.91	-555,368.91	.00
FUND/SCC-0249262 EMP. BEN/SELF INS./HEALTH						
R1839 OTHER ENTITIES	.00	896,828.41	.00	9,337,176.43	-9,337,176.43	.00
R1890 OTHER MISC RECEIPTS	.00	.00	.00	114,950.00	-114,950.00	.00
TOTAL EMP. BEN/SELF INS./HEAL	.00	896,828.41	.00	9,452,126.43	-9,452,126.43	.00

POWERSCHOOL  
DATE: 06/09/2023  
TIME: 16:12:01

SHAKER HEIGHTS CITY SCHOOLS  
REVENUE STATUS REPORT

PAGE NUMBER: 9  
REVSTA11

SELECTION CRITERIA: ALL  
ACCOUNTING PERIOD: 11/23

SORTED BY: FUND/SCC,ACCOUNT  
TOTALLED ON: FUND/SCC  
PAGE BREAKS ON:

FUND/SCC-0249264 EMP. BEN/SELF INS./COBRA

ACCOUNT - - - - TITLE - - - - -	BUDGET	PERIOD RECEIPTS	RECEIVABLES	YEAR TO DATE RECEIPTS	AVAILABLE BALANCE	YTD/ BUD
FUND/SCC-0249264 EMP. BEN/SELF INS./COBRA						
R1839 OTHER ENTITIES	.00	.00	.00	10,031.28	-10,031.28	.00
TOTAL EMP. BEN/SELF INS./COBR	.00	.00	.00	10,031.28	-10,031.28	.00
FUND/SCC-0249270 DEARBORN LIFE INSURANCE						
R1839 OTHER ENTITIES	.00	5,405.42	.00	58,188.91	-58,188.91	.00
TOTAL DEARBORN LIFE INSURANCE	.00	5,405.42	.00	58,188.91	-58,188.91	.00
FUND/SCC-2009501 BOOKSTORE						
R1640 BOOKSTORE SALES	.00	374.60	.00	7,418.95	-7,418.95	.00
TOTAL BOOKSTORE	.00	374.60	.00	7,418.95	-7,418.95	.00
FUND/SCC-2009502 CHEERLEADERS						
R1625 SPORT ORIENTED ACTIVITIE	.00	.00	.00	1,111.00	-1,111.00	.00
R1635 SPORT ORIENTED ACTIVITIE	.00	.00	.00	1,782.00	-1,782.00	.00
TOTAL CHEERLEADERS	.00	.00	.00	2,893.00	-2,893.00	.00
FUND/SCC-2009504 MS DRILL TEAM						
R1635 SPORT ORIENTED ACTIVITIE	.00	.00	.00	190.00	-190.00	.00
TOTAL MS DRILL TEAM	.00	.00	.00	190.00	-190.00	.00
FUND/SCC-2009506 YOUTH ENDING HUNGER						
R1626 PUBLIC SERVICE ACTIVITY	.00	.00	.00	2,242.50	-2,242.50	.00
R1820 CONTRIBUT-PRIVATE SOURCE	.00	.00	.00	45.00	-45.00	.00
TOTAL YOUTH ENDING HUNGER	.00	.00	.00	2,287.50	-2,287.50	.00
FUND/SCC-2009509 CHOIR						
R1634 MUSIC ORIENTED ACTIVITY	.00	35.00	.00	105.00	-105.00	.00
TOTAL CHOIR	.00	35.00	.00	105.00	-105.00	.00
FUND/SCC-2009512 MIDDLE SCHOOL MODEL UN						
R1631 ACADEMIC ORIENTED ACTIV	.00	.00	.00	8,060.00	-8,060.00	.00
TOTAL MIDDLE SCHOOL MODEL UN	.00	.00	.00	8,060.00	-8,060.00	.00
FUND/SCC-2009516 SA/MODERN DANCE						
R1616 PUBLIC SERVICE ACTIVITY	.00	140.00	.00	140.00	-140.00	.00
TOTAL SA/MODERN DANCE	.00	140.00	.00	140.00	-140.00	.00
FUND/SCC-2009521 DRAMA						
R1622 LANGUAGE ORIENTD ACTIVIT	.00	15,793.54	.00	21,749.88	-21,749.88	.00
R1631 ACADEMIC ORIENTED ACTIV	.00	.00	.00	1,672.46	-1,672.46	.00
R1820 CONTRIBUT-PRIVATE SOURCE	.00	.00	.00	2,919.60	-2,919.60	.00
TOTAL DRAMA	.00	15,793.54	.00	26,341.94	-26,341.94	.00

FUND/SCC-2009525 LATIN CLUB

POWERSCHOOL  
DATE: 06/09/2023  
TIME: 16:12:01

SHAKER HEIGHTS CITY SCHOOLS  
REVENUE STATUS REPORT

PAGE NUMBER: 10  
REVSTA11

SELECTION CRITERIA: ALL  
ACCOUNTING PERIOD: 11/23

SORTED BY: FUND/SCC,ACCOUNT  
TOTALLED ON: FUND/SCC  
PAGE BREAKS ON:

FUND/SCC-2009525 LATIN CLUB

ACCOUNT - - - - -	TITLE - - - - -	BUDGET	PERIOD RECEIPTS	RECEIVABLES	YEAR TO DATE RECEIPTS	AVAILABLE BALANCE	YTD/ BUD
R1622	LANGUAGE ORIENTD ACTIVIT	.00	.00	.00	52.00	-52.00	.00
R1632	LANGUAGE ORIENTD ACTIVIT	.00	.00	.00	300.00	-300.00	.00
TOTAL	LATIN CLUB	.00	.00	.00	352.00	-352.00	.00
FUND/SCC-2009528 GRISTMILL							
R1626	PUBLIC SERVICE ACTIVITY	.00	250.00	.00	23,860.00	-23,860.00	.00
TOTAL	GRISTMILL	.00	250.00	.00	23,860.00	-23,860.00	.00
FUND/SCC-2009531 INSTRUMENTAL							
R1634	MUSIC ORIENTED ACTIVITY	.00	.00	.00	22,002.00	-22,002.00	.00
TOTAL	INSTRUMENTAL	.00	.00	.00	22,002.00	-22,002.00	.00
FUND/SCC-2009532 INTERACT CLUB							
R1626	PUBLIC SERVICE ACTIVITY	.00	.00	.00	481.00	-481.00	.00
TOTAL	INTERACT CLUB	.00	.00	.00	481.00	-481.00	.00
FUND/SCC-2009534 RUGBY CLUB							
R1625	SPORT ORIENTED ACTIVITIE	.00	.00	.00	295.00	-295.00	.00
R1820	CONTRIBUT-PRIVATE SOURCE	.00	80.00	.00	4,818.40	-4,818.40	.00
TOTAL	RUGBY CLUB	.00	80.00	.00	5,113.40	-5,113.40	.00
FUND/SCC-2009535 MODEL UN							
R1621	ACADEMIC ORIENTED ACTIV	.00	.00	.00	172.00	-172.00	.00
TOTAL	MODEL UN	.00	.00	.00	172.00	-172.00	.00
FUND/SCC-2009539 ECOLOGY CLUB							
R1626	PUBLIC SERVICE ACTIVITY	.00	117.80	.00	822.80	-822.80	.00
R1820	CONTRIBUT-PRIVATE SOURCE	.00	.00	.00	203.57	-203.57	.00
TOTAL	ECOLOGY CLUB	.00	117.80	.00	1,026.37	-1,026.37	.00
FUND/SCC-2009545 HS STUDENT COUNCIL							
R1636	PUBLIC SERVICE ACTIVITY	.00	.00	.00	85.00	-85.00	.00
R1820	CONTRIBUT-PRIVATE SOURCE	.00	.00	.00	156.90	-156.90	.00
TOTAL	HS STUDENT COUNCIL	.00	.00	.00	241.90	-241.90	.00
FUND/SCC-2009550 SEMANTEME							
R1820	CONTRIBUT-PRIVATE SOURCE	.00	.00	.00	60.94	-60.94	.00
TOTAL	SEMANTEME	.00	.00	.00	60.94	-60.94	.00
FUND/SCC-2009553 SKI CLUB							
R1635	SPORT ORIENTED ACTIVITIE	.00	90.00	.00	44,845.00	-44,845.00	.00
TOTAL	SKI CLUB	.00	90.00	.00	44,845.00	-44,845.00	.00
FUND/SCC-2009555 STUDENT COUNCIL NOT HS							
R1626	PUBLIC SERVICE ACTIVITY	.00	1,200.00	.00	4,719.00	-4,719.00	.00

POWERSCHOOL  
DATE: 06/09/2023  
TIME: 16:12:01

SHAKER HEIGHTS CITY SCHOOLS  
REVENUE STATUS REPORT

PAGE NUMBER: 11  
REVSTA11

SELECTION CRITERIA: ALL  
ACCOUNTING PERIOD: 11/23

SORTED BY: FUND/SCC,ACCOUNT  
TOTALLED ON: FUND/SCC  
PAGE BREAKS ON:

FUND/SCC-2009555 STUDENT COUNCIL NOT HS

ACCOUNT - - - - TITLE - - - - -	BUDGET	PERIOD RECEIPTS	RECEIVABLES	YEAR TO DATE RECEIPTS	AVAILABLE BALANCE	YTD/ BUD
TOTAL STUDENT COUNCIL NOT HS	.00	1,200.00	.00	4,719.00	-4,719.00	.00
FUND/SCC-2009576 SANKOFA						
R1624 MUSIC ORIENTED ACTIVITY	.00	100.00	.00	5,724.00	-5,724.00	.00
R1820 CONTRIBUT-PRIVATE SOURCE	.00	.00	.00	1,650.00	-1,650.00	.00
TOTAL SANKOFA	.00	100.00	.00	7,374.00	-7,374.00	.00
FUND/SCC-2009586 RAIDERETTES (STUDENT ACTI						
R1634 MUSIC ORIENTED ACTIVITY	.00	.00	.00	2,661.50	-2,661.50	.00
TOTAL RAIDERETTES (STUDENT AC	.00	.00	.00	2,661.50	-2,661.50	.00
FUND/SCC-2009588 IB COMMUNITY SERVICE PROJ						
R1626 PUBLIC SERVICE ACTIVITY	.00	15.00	.00	90.00	-90.00	.00
TOTAL IB COMMUNITY SERVICE PR	.00	15.00	.00	90.00	-90.00	.00
FUND/SCC-2009603 CLASS OF 2022						
R1626 PUBLIC SERVICE ACTIVITY	.00	.00	.00	77.61	-77.61	.00
TOTAL CLASS OF 2022	.00	.00	.00	77.61	-77.61	.00
FUND/SCC-2009605 CLASS OF 2023						
R1626 PUBLIC SERVICE ACTIVITY	.00	16,645.00	.00	45,903.71	-45,903.71	.00
R1820 CONTRIBUT-PRIVATE SOURCE	.00	.00	.00	1,129.94	-1,129.94	.00
TOTAL CLASS OF 2023	.00	16,645.00	.00	47,033.65	-47,033.65	.00
FUND/SCC-2009608 ESPORT CLUB						
R1820 CONTRIBUT-PRIVATE SOURCE	.00	80.13	.00	80.13	-80.13	.00
TOTAL ESPORT CLUB	.00	80.13	.00	80.13	-80.13	.00
FUND/SCC-2009609 MOCK TRIAL-HIGH SCHOOL						
R1626 PUBLIC SERVICE ACTIVITY	.00	43.00	.00	822.10	-822.10	.00
TOTAL MOCK TRIAL-HIGH SCHOOL	.00	43.00	.00	822.10	-822.10	.00
FUND/SCC-2009610 HS CLASS OF 2024						
R1626 PUBLIC SERVICE ACTIVITY	.00	350.00	.00	2,342.00	-2,342.00	.00
R1820 CONTRIBUT-PRIVATE SOURCE	.00	87.66	.00	259.72	-259.72	.00
TOTAL HS CLASS OF 2024	.00	437.66	.00	2,601.72	-2,601.72	.00
FUND/SCC-2009612 HS CLASS OF 2025						
R1820 CONTRIBUT-PRIVATE SOURCE	.00	56.40	.00	336.25	-336.25	.00
TOTAL HS CLASS OF 2025	.00	56.40	.00	336.25	-336.25	.00
FUND/SCC-2009613 CLASS OF 2026						
R1626 PUBLIC SERVICE ACTIVITY	.00	.00	.00	506.00	-506.00	.00
R1820 CONTRIBUT-PRIVATE SOURCE	.00	.00	.00	258.88	-258.88	.00
TOTAL CLASS OF 2026	.00	.00	.00	764.88	-764.88	.00

POWERSCHOOL  
DATE: 06/09/2023  
TIME: 16:12:01

SHAKER HEIGHTS CITY SCHOOLS  
REVENUE STATUS REPORT

PAGE NUMBER: 12  
REVSTA11

SELECTION CRITERIA: ALL  
ACCOUNTING PERIOD: 11/23

SORTED BY: FUND/SCC,ACCOUNT  
TOTALLED ON: FUND/SCC  
PAGE BREAKS ON:

FUND/SCC-2009613 CLASS OF 2026

ACCOUNT - - - - TITLE - - - - -	BUDGET	PERIOD RECEIPTS	RECEIVABLES	YEAR TO DATE RECEIPTS	AVAILABLE BALANCE	YTD/ BUD
FUND/SCC-2009614 RAIDER ROAST						
R1626 PUBLIC SERVICE ACTIVITY	.00	224.50	.00	1,889.00	-1,889.00	.00
R1820 CONTRIBUT-PRIVATE SOURCE	.00	500.00	.00	2,526.07	-2,526.07	.00
TOTAL RAIDER ROAST	.00	724.50	.00	4,415.07	-4,415.07	.00
FUND/SCC-2009615 FIELDSTONE RIDING						
R1626 PUBLIC SERVICE ACTIVITY	.00	.00	.00	533.25	-533.25	.00
R1820 CONTRIBUT-PRIVATE SOURCE	.00	.00	.00	695.23	-695.23	.00
TOTAL FIELDSTONE RIDING	.00	.00	.00	1,228.48	-1,228.48	.00
FUND/SCC-2009616 HS SKI CLUB						
R1635 SPORT ORIENTED ACTIVITIE	.00	.00	.00	3,520.00	-3,520.00	.00
TOTAL HS SKI CLUB	.00	.00	.00	3,520.00	-3,520.00	.00
FUND/SCC-3000000 DISTRICT MANAGED ACT						
R1890 OTHER MISC RECEIPTS	.00	-26,617.91	.00	-26,617.91	26,617.91	.00
TOTAL DISTRICT MANAGED ACT	.00	-26,617.91	.00	-26,617.91	26,617.91	.00
FUND/SCC-3009601 H.S. MEN'S ATHLETICS						
R1625 SPORT ORIENTED ACTIVITIE	.00	1,511.98	.00	72,240.88	-72,240.88	.00
R1635 SPORT ORIENTED ACTIVITIE	.00	750.00	.00	3,500.00	-3,500.00	.00
R1890 OTHER MISC RECEIPTS	.00	50,000.00	.00	52,682.09	-52,682.09	.00
R5100 TRANSFERS-IN	.00	65,000.00	.00	182,500.00	-182,500.00	.00
TOTAL H.S. MEN'S ATHLETICS	.00	117,261.98	.00	310,922.97	-310,922.97	.00
FUND/SCC-3009602 M.S. ATHLETICS						
R1615 SPORT ORIENTED ACTIVITIE	.00	1,948.00	.00	2,933.00	-2,933.00	.00
R1860 FINES	.00	.00	.00	20.00	-20.00	.00
R1890 OTHER MISC RECEIPTS	.00	-50,000.00	.00	-50,000.00	50,000.00	.00
R5100 TRANSFERS-IN	.00	.00	.00	30,000.00	-30,000.00	.00
TOTAL M.S. ATHLETICS	.00	-48,052.00	.00	-17,047.00	17,047.00	.00
FUND/SCC-3009603 H.S. WOMEN'S ATHLETICS						
R1625 SPORT ORIENTED ACTIVITIE	.00	1,677.99	.00	32,774.91	-32,774.91	.00
R1635 SPORT ORIENTED ACTIVITIE	.00	750.00	.00	1,000.00	-1,000.00	.00
R1890 OTHER MISC RECEIPTS	.00	26,617.91	.00	32,249.99	-32,249.99	.00
R5100 TRANSFERS-IN	.00	50,000.00	.00	152,500.00	-152,500.00	.00
TOTAL H.S. WOMEN'S ATHLETICS	.00	79,045.90	.00	218,524.90	-218,524.90	.00
FUND/SCC-3009606 GIRLS BASKETBALL FUND						
R1635 SPORT ORIENTED ACTIVITIE	.00	.00	.00	1,400.00	-1,400.00	.00
TOTAL GIRLS BASKETBALL FUND	.00	.00	.00	1,400.00	-1,400.00	.00
FUND/SCC-3009608 GIRLS VOLLEYBALL FUND						

POWERSCHOOL  
DATE: 06/09/2023  
TIME: 16:12:01

SHAKER HEIGHTS CITY SCHOOLS  
REVENUE STATUS REPORT

PAGE NUMBER: 13  
REVSTA11

SELECTION CRITERIA: ALL  
ACCOUNTING PERIOD: 11/23

SORTED BY: FUND/SCC,ACCOUNT  
TOTALLED ON: FUND/SCC  
PAGE BREAKS ON:

FUND/SCC-3009608 GIRLS VOLLEYBALL FUND

ACCOUNT - - - - TITLE - - - - -	BUDGET	PERIOD RECEIPTS	RECEIVABLES	YEAR TO DATE RECEIPTS	AVAILABLE BALANCE	YTD/ BUD
R1625 SPORT ORIENTED ACTIVITIE	.00	.00	.00	1,743.00	-1,743.00	.00
TOTAL GIRLS VOLLEYBALL FUND	.00	.00	.00	1,743.00	-1,743.00	.00
FUND/SCC-3009613 FOOTBALL FUNDRAISER						
R1635 SPORT ORIENTED ACTIVITIE	.00	129.00	.00	679.00	-679.00	.00
TOTAL FOOTBALL FUNDRAISER	.00	129.00	.00	679.00	-679.00	.00
FUND/SCC-3009614 BASKETBALL FUNDRAISER						
R1625 SPORT ORIENTED ACTIVITIE	.00	90.00	.00	10,806.11	-10,806.11	.00
R1820 CONTRIBUT-PRIVATE SOURCE	.00	.00	.00	15,240.90	-15,240.90	.00
TOTAL BASKETBALL FUNDRAISER	.00	90.00	.00	26,047.01	-26,047.01	.00
FUND/SCC-3009616 BASEBALL FUNDRAISER						
R1635 SPORT ORIENTED ACTIVITIE	.00	.00	.00	13,050.00	-13,050.00	.00
R1820 CONTRIBUT-PRIVATE SOURCE	.00	.00	.00	1,926.58	-1,926.58	.00
TOTAL BASEBALL FUNDRAISER	.00	.00	.00	14,976.58	-14,976.58	.00
FUND/SCC-3009620 GIRLS CROSS COUNTRY FUND						
R1625 SPORT ORIENTED ACTIVITIE	.00	.00	.00	-450.00	450.00	.00
R1635 SPORT ORIENTED ACTIVITIE	.00	.00	.00	8,325.00	-8,325.00	.00
R1890 OTHER MISC RECEIPTS	.00	.00	.00	1,778.92	-1,778.92	.00
TOTAL GIRLS CROSS COUNTRY FUN	.00	.00	.00	9,653.92	-9,653.92	.00
FUND/SCC-3009621 BOYS LACROSSE FUNDRAISER						
R1635 SPORT ORIENTED ACTIVITIE	.00	.00	.00	6,225.00	-6,225.00	.00
TOTAL BOYS LACROSSE FUNDRAIS	.00	.00	.00	6,225.00	-6,225.00	.00
FUND/SCC-3009624 WRESTLING FUNDRAISING ACC						
R1625 SPORT ORIENTED ACTIVITIE	.00	.00	.00	363.00	-363.00	.00
TOTAL WRESTLING FUNDRAISING A	.00	.00	.00	363.00	-363.00	.00
FUND/SCC-3009625 BOYS SWIMMING FUNDRAISER						
R1820 CONTRIBUT-PRIVATE SOURCE	.00	.00	.00	405.00	-405.00	.00
TOTAL BOYS SWIMMING FUNDRAISE	.00	.00	.00	405.00	-405.00	.00
FUND/SCC-3009626 GIRLS SWIMMING FUNDRAISER						
R1635 SPORT ORIENTED ACTIVITIE	.00	.00	.00	551.23	-551.23	.00
TOTAL GIRLS SWIMMING FUNDRAIS	.00	.00	.00	551.23	-551.23	.00
FUND/SCC-3009628 BOYS TRACK						
R1625 SPORT ORIENTED ACTIVITIE	.00	75.00	.00	75.00	-75.00	.00
TOTAL BOYS TRACK	.00	75.00	.00	75.00	-75.00	.00
FUND/SCC-3009629 MS ATHLETICS FUNDRAISER						
R1625 SPORT ORIENTED ACTIVITIE	.00	.00	.00	6,077.50	-6,077.50	.00

POWERSCHOOL  
DATE: 06/09/2023  
TIME: 16:12:01

SHAKER HEIGHTS CITY SCHOOLS  
REVENUE STATUS REPORT

PAGE NUMBER: 14  
REVSTA11

SELECTION CRITERIA: ALL  
ACCOUNTING PERIOD: 11/23

SORTED BY: FUND/SCC,ACCOUNT  
TOTALLED ON: FUND/SCC  
PAGE BREAKS ON:

FUND/SCC-3009629 MS ATHLETICS FUNDRAISER

ACCOUNT - - - - TITLE - - - - -	BUDGET	PERIOD RECEIPTS	RECEIVABLES	YEAR TO DATE RECEIPTS	AVAILABLE BALANCE	YTD/ BUD
TOTAL MS ATHLETICS FUNDRAISER	.00	.00	.00	6,077.50	-6,077.50	.00
FUND/SCC-4019303 ST DOMINIC FY 23						
R1410 INTEREST ON INVESTMENTS	.00	168.63	.00	1,067.29	-1,067.29	.00
R3219 OTHR RSTRD GRANT AID -OH	.00	.00	.00	178,856.96	-178,856.96	.00
TOTAL ST DOMINIC FY 23	.00	168.63	.00	179,924.25	-179,924.25	.00
FUND/SCC-4519223 ETECH CONNECTIVITY FY23						
R3219 OTHR RSTRD GRANT AID -OH	.00	.00	.00	14,400.00	-14,400.00	.00
TOTAL ETECH CONNECTIVITY FY23	.00	.00	.00	14,400.00	-14,400.00	.00
FUND/SCC-4999022 PARENT MENTOR GRANT FY22						
R3219 OTHR RSTRD GRANT AID -OH	.00	.00	.00	5,992.65	-5,992.65	.00
TOTAL PARENT MENTOR GRANT FY2	.00	.00	.00	5,992.65	-5,992.65	.00
FUND/SCC-4999023 PARENT MENTOR GRANT FY23						
R3219 OTHR RSTRD GRANT AID -OH	.00	1,384.22	.00	1,384.22	-1,384.22	.00
TOTAL PARENT MENTOR GRANT FY2	.00	1,384.22	.00	1,384.22	-1,384.22	.00
FUND/SCC-4999701 WATER BOTTLE REFILL FY23						
R3219 OTHR RSTRD GRANT AID -OH	.00	10,000.00	.00	10,000.00	-10,000.00	.00
TOTAL WATER BOTTLE REFILL FY2	.00	10,000.00	.00	10,000.00	-10,000.00	.00
FUND/SCC-4999905 SCHL SAFETY TRAINING FY23						
R3219 OTHR RSTRD GRANT AID -OH	.00	24,995.78	.00	24,995.78	-24,995.78	.00
TOTAL SCHL SAFETY TRAINING FY	.00	24,995.78	.00	24,995.78	-24,995.78	.00
FUND/SCC-5079002 ESSER II FY23						
R4220 RSTRD GRANT AID-FED GOV	.00	.00	.00	319,248.16	-319,248.16	.00
TOTAL ESSER II FY23	.00	.00	.00	319,248.16	-319,248.16	.00
FUND/SCC-5079003 ARP ESSER FY23						
R4220 RSTRD GRANT AID-FED GOV	.00	323,291.30	.00	1,576,937.52	-1,576,937.52	.00
TOTAL ARP ESSER FY23	.00	323,291.30	.00	1,576,937.52	-1,576,937.52	.00
FUND/SCC-5079022 ESSER II						
R4220 RSTRD GRANT AID-FED GOV	.00	.00	.00	118,985.36	-118,985.36	.00
TOTAL ESSER II	.00	.00	.00	118,985.36	-118,985.36	.00
FUND/SCC-5079023 ARP ESSER						
R4220 RSTRD GRANT AID-FED GOV	.00	.00	.00	882,837.48	-882,837.48	.00
TOTAL ARP ESSER	.00	.00	.00	882,837.48	-882,837.48	.00
FUND/SCC-5079024 ARP HOMELESS						
R4220 RSTRD GRANT AID-FED GOV	.00	.00	.00	10,000.00	-10,000.00	.00



POWERSCHOOL  
DATE: 06/09/2023  
TIME: 16:12:01

SHAKER HEIGHTS CITY SCHOOLS  
REVENUE STATUS REPORT

PAGE NUMBER: 15  
REVSTA11

SELECTION CRITERIA: ALL  
ACCOUNTING PERIOD: 11/23

SORTED BY: FUND/SCC,ACCOUNT  
TOTALLED ON: FUND/SCC  
PAGE BREAKS ON:

FUND/SCC-5079024 ARP HOMELESS

ACCOUNT - - - - TITLE - - - - -	BUDGET	PERIOD RECEIPTS	RECEIVABLES	YEAR TO DATE RECEIPTS	AVAILABLE BALANCE	YTD/ BUD
TOTAL ARP HOMELESS	.00	.00	.00	10,000.00	-10,000.00	.00
FUND/SCC-5169216 IDEA B FY22						
R4220 RSTRD GRANT AID-FED GOV	.00	.00	.00	515,401.77	-515,401.77	.00
TOTAL IDEA B FY22	.00	.00	.00	515,401.77	-515,401.77	.00
FUND/SCC-5169316 IDEA B FY23						
R4220 RSTRD GRANT AID-FED GOV	.00	118,991.58	.00	866,726.33	-866,726.33	.00
TOTAL IDEA B FY23	.00	118,991.58	.00	866,726.33	-866,726.33	.00
FUND/SCC-5519251 TITLE III LEP FY22						
R4220 RSTRD GRANT AID-FED GOV	.00	.00	.00	3,908.91	-3,908.91	.00
TOTAL TITLE III LEP FY22	.00	.00	.00	3,908.91	-3,908.91	.00
FUND/SCC-5519351 TITLE III LEP FY23						
R4220 RSTRD GRANT AID-FED GOV	.00	850.14	.00	6,306.21	-6,306.21	.00
TOTAL TITLE III LEP FY23	.00	850.14	.00	6,306.21	-6,306.21	.00
FUND/SCC-5729272 TITLE I FY22						
R4220 RSTRD GRANT AID-FED GOV	.00	.00	.00	145,952.54	-145,952.54	.00
TOTAL TITLE I FY22	.00	.00	.00	145,952.54	-145,952.54	.00
FUND/SCC-5729322 EOEC FY 22						
R4220 RSTRD GRANT AID-FED GOV	.00	.00	.00	8,953.42	-8,953.42	.00
TOTAL EOEC FY 22	.00	.00	.00	8,953.42	-8,953.42	.00
FUND/SCC-5729372 TITLE I FY23						
R4220 RSTRD GRANT AID-FED GOV	.00	.00	.00	805,489.06	-805,489.06	.00
TOTAL TITLE I FY23	.00	.00	.00	805,489.06	-805,489.06	.00
FUND/SCC-5849022 TITLE IV FY22						
R1890 OTHER MISC RECEIPTS	.00	.00	.00	-6,743.18	6,743.18	.00
R4220 RSTRD GRANT AID-FED GOV	.00	.00	.00	28,448.63	-28,448.63	.00
TOTAL TITLE IV FY22	.00	.00	.00	21,705.45	-21,705.45	.00
FUND/SCC-5849023 TITLE IV FY23						
R4220 RSTRD GRANT AID-FED GOV	.00	.00	.00	12,010.00	-12,010.00	.00
TOTAL TITLE IV FY23	.00	.00	.00	12,010.00	-12,010.00	.00
FUND/SCC-5879287 PRE-K SPEC ED GRANT FY22						
R4220 RSTRD GRANT AID-FED GOV	.00	.00	.00	4,266.91	-4,266.91	.00
TOTAL PRE-K SPEC ED GRANT FY2	.00	.00	.00	4,266.91	-4,266.91	.00
FUND/SCC-5879387 PRE-K SPEC ED GRANT FY23						
R4220 RSTRD GRANT AID-FED GOV	.00	1,533.54	.00	13,458.16	-13,458.16	.00

POWERSCHOOL  
DATE: 06/09/2023  
TIME: 16:12:01

SHAKER HEIGHTS CITY SCHOOLS  
REVENUE STATUS REPORT

PAGE NUMBER: 16  
REVSTA11

SELECTION CRITERIA: ALL  
ACCOUNTING PERIOD: 11/23

SORTED BY: FUND/SCC,ACCOUNT  
TOTALLED ON: FUND/SCC  
PAGE BREAKS ON:

FUND/SCC-5879387 PRE-K SPEC ED GRANT FY23

ACCOUNT - - - - - TITLE - - - - -	BUDGET	PERIOD RECEIPTS	RECEIVABLES	YEAR TO DATE RECEIPTS	AVAILABLE BALANCE	YTD/ BUD
TOTAL PRE-K SPEC ED GRANT FY2	.00	1,533.54	.00	13,458.16	-13,458.16	.00
FUND/SCC-5909290 TITLE II FY22						
R1890 OTHER MISC RECEIPTS	.00	.00	.00	-2,541.39	2,541.39	.00
R4220 RSTRD GRANT AID-FED GOV	.00	.00	.00	65,210.99	-65,210.99	.00
TOTAL TITLE II FY22	.00	.00	.00	62,669.60	-62,669.60	.00
FUND/SCC-5909390 TITLE II FY23						
R4220 RSTRD GRANT AID-FED GOV	.00	9,568.12	.00	126,282.94	-126,282.94	.00
TOTAL TITLE II FY23	.00	9,568.12	.00	126,282.94	-126,282.94	.00
TOTAL REPORT	.00	8,109,426.99	.00	128,126,419.82	-128,126,419.82	.00

## **8. BUDGET ACCOUNT SUMMARY**

POWERSCHOOL  
DATE: 06/09/2023  
TIME: 16:12:45

SHAKER HEIGHTS CITY SCHOOLS  
EXPENDITURE STATUS REPORT

PAGE NUMBER: 1  
EXPSTA11

SELECTION CRITERIA: ALL  
ACCOUNTING PERIOD: 11/23

SORTED BY: FUND/SCC,1ST SUBTOTAL,ACCOUNT  
TOTALLED ON: FUND/SCC,1ST SUBTOTAL  
PAGE BREAKS ON:

FUND/SCC-0010000 GENERAL  
1ST SUBTOTAL-100 GENERAL

ACCOUNT	TITLE	BUDGET	PERIOD EXPENDITURES	ENCUMBRANCES OUTSTANDING	YEAR TO DATE EXP	AVAILABLE BALANCE	YTD/ BUD
1ST SUBTOTAL-100	PERSONAL SERVICES						
111	REGULAR	39,726,312.00	3,237,692.10	.00	36,024,474.45	3,701,837.55	90.68
112	TEMPORARY	871,000.00	1,913.53	.00	517,172.64	353,827.36	59.38
113	SUPPLEMENTAL	1,315,000.00	15,806.51	.00	988,855.16	326,144.84	75.20
119	OTHER CERTIFIED SAL	-20,000.00	.00	.00	.00	-20,000.00	.00
121	SICK LEAVE	2,773,530.00	297,243.89	.00	2,663,156.84	110,373.16	96.02
122	PERSONAL LEAVE	462,579.00	44,671.71	.00	395,072.36	67,506.64	85.41
123	VACATION LEAVE	199,600.00	13,626.70	.00	197,926.35	1,673.65	99.16
125	PROFESSIONAL LEAVE	255,615.00	64,007.03	.00	509,246.08	-253,631.08	199.22
127	JURY DUTY	16,201.00	2,774.66	.00	18,010.50	-1,809.50	111.17
132	TERMINATION BENEFIT	97,384.00	.00	.00	49,788.40	47,595.60	51.13
139	OTHER CERTIFIED COM	221,616.00	1,562.76	.00	319,907.58	-98,291.58	144.35
141	REGULAR	12,349,081.00	977,147.26	.00	10,782,356.29	1,566,724.71	87.31
142	TEMPORARY	358,000.00	45,660.73	.00	369,225.47	-11,225.47	103.14
143	SUPPLEMENTAL	520,000.00	34,138.92	.00	494,765.57	25,234.43	95.15
144	OVERTIME	850,000.00	87,135.61	.00	987,623.01	-137,623.01	116.19
149	OTHER NONCERTIFIED	3,000.00	.00	.00	4,675.03	-1,675.03	155.83
151	SICK LEAVE	792,596.00	64,634.30	.00	731,284.77	61,311.23	92.26
152	PERSONAL LEAVE	131,225.00	8,067.40	.00	108,979.54	22,245.46	83.05
153	VACATION LEAVE	647,338.00	40,411.14	.00	523,868.55	123,469.45	80.93
155	PROFESSIONAL LEAVE	17,316.00	2,974.44	.00	33,411.82	-16,095.82	192.95
157	JURY DUTY	6,607.00	929.29	.00	2,443.26	4,163.74	36.98
159	OTHER NONCERTIFIED	37,916.00	.00	.00	92,464.27	-54,548.27	243.87
162	TERMINATION BENEFIT	309,084.00	.00	.00	41,637.69	267,446.31	13.47
169	OTHER NONCERTIFIED	12,000.00	238.15	.00	8,666.32	3,333.68	72.22
172	STUDENT WORKERS	61,437.00	2,102.40	.00	37,176.94	24,260.06	60.51
179	OTHER EMPLOYEES	393,563.00	44,649.17	.00	351,922.64	41,640.36	89.42
	TOTAL PERSONAL SERVICES	62,408,000.00	4,987,387.70	.00	56,254,111.53	6,153,888.47	90.14
1ST SUBTOTAL-200	EMPLOYEE RETIREMNT & INS.						
211	STRS-EMPLOYER'S SHA	6,419,674.00	522,662.90	.00	5,815,082.10	604,591.90	90.58
212	STRS-EMPLOYER'S SHA	367,326.00	31,745.46	.00	342,400.36	24,925.64	93.21
213	SOCIAL SECURITY	648,478.00	52,026.11	.00	590,426.33	58,051.67	91.05
221	SERS-EMPLOYER'S SHA	2,589,377.00	210,601.84	.00	2,328,145.42	261,231.58	89.91
222	SERS-EMPLOYER'S SHA	407,623.00	35,666.48	.00	391,385.10	16,237.90	96.02
223	SOCIAL SECURITY	216,522.00	17,440.01	.00	193,302.73	23,219.27	89.28
231	TUITION REIMBURSEME	115,556.39	.00	23,293.43	77,287.00	14,975.96	87.04
232	UNIFORM/TOOLSREIMBU	48,915.29	3,226.10	28,593.37	28,129.19	-7,807.27	115.96
233	MEETING EXPENSE-SUP	84,704.50	8,509.91	43,898.40	93,879.36	-53,073.26	162.66
241	MEDICAL/HOSPITALIZA	5,515,465.00	487,259.94	.00	5,127,585.71	387,879.29	92.97
242	LIFE INSURANCE	41,758.00	3,241.00	.00	35,772.77	5,985.23	85.67
243	DENTAL INSURANCE	430,530.00	32,697.75	.00	365,668.32	64,861.68	84.93
249	CERTIFIED OTHER INS	1,342,876.00	120,438.74	.00	1,258,794.54	84,081.46	93.74
251	MEDICAL/HOSPITALIZA	2,558,561.00	227,684.61	.00	2,354,987.43	203,573.57	92.04
252	LIFE INSURANCE	20,742.00	1,680.80	.00	17,684.00	3,058.00	85.26
253	DENTAL INSURANCE	204,418.00	15,477.16	.00	170,189.82	34,228.18	83.26

POWERSCHOOL  
DATE: 06/09/2023  
TIME: 16:12:45

SHAKER HEIGHTS CITY SCHOOLS  
EXPENDITURE STATUS REPORT

PAGE NUMBER: 2  
EXPSTA11

SELECTION CRITERIA: ALL  
ACCOUNTING PERIOD: 11/23

SORTED BY: FUND/SCC,1ST SUBTOTAL,ACCOUNT  
TOALED ON: FUND/SCC,1ST SUBTOTAL  
PAGE BREAKS ON:

FUND/SCC-0010000 GENERAL  
1ST SUBTOTAL-200 GENERAL

ACCOUNT	TITLE	BUDGET	PERIOD EXPENDITURES	ENCUMBRANCES OUTSTANDING	YEAR TO DATE EXP	AVAILABLE BALANCE	YTD/ BUD
259	NONCERTIFIED INS BE	625,150.00	56,860.78	.00	578,649.17	46,500.83	92.56
281	UNEMPLOYMENT CERTIF	.00	.00	25,000.00	.00	-25,000.00	.00
282	UNEMPLOYMENT NON-CE	13,500.00	.00	170,311.70	4,688.30	-161,500.00	1296.30
	TOTAL EMPLOYEE RETIREMNT & IN	21,651,176.18	1,827,219.59	291,096.90	19,774,057.65	1,586,021.63	92.67
1ST SUBTOTAL-400	PURCHASED SERVICES						
411	INSTRUCTION SERVICE	113,967.50	723.37	4,378.49	9,447.37	100,141.64	12.13
412	INSTRUCT. IMPROV. S	356,103.26	96,211.93	.00	420,982.94	-64,879.68	118.22
413	HEALTH SERVICES	599,559.16	104,579.78	136,487.65	463,648.37	-576.86	100.10
414	STAFF SERVICES	467,000.00	85,407.04	627,138.25	605,361.75	-765,500.00	263.92
415	MANAGEMENT SERVICES	60,539.97	4,682.56	5,393.31	49,606.69	5,539.97	90.85
416	DATA PROCESSING SER	200,515.00	-27,929.30	3,398.00	121,345.46	75,771.54	62.21
417	STATISTICAL SERVICE	210,972.35	16,036.19	145,123.08	101,905.27	-36,056.00	117.09
418	PROF./LEGAL SERVICE	437,708.20	45,530.97	540,674.55	374,159.86	-477,126.21	209.01
419	OTHER PROF. & TECH.	2,783,863.38	372,176.89	863,161.23	2,550,139.98	-629,437.83	122.61
422	GARBAGE REMOVE & CL	85,487.88	6,296.83	13,003.56	69,018.22	3,466.10	95.95
423	REPAIRS & MAINTENAN	2,596,864.00	120,354.04	1,126,732.16	1,825,605.61	-355,473.77	113.69
424	PROPERTY INSURANCE	179,000.00	.00	.00	195,021.00	-16,021.00	108.95
425	RENTALS	126,684.00	2,947.96	9,418.72	119,366.59	-2,101.31	101.66
426	LEASE PURCHASE AGRE	125,964.79	9,673.25	9,010.25	107,731.75	9,222.79	92.68
431	CERTIFIED TRAVEL RE	5,964.76	1,182.98	1,301.59	12,268.33	-7,605.16	227.50
432	CERTIFIED MEETING E	245,134.39	16,065.89	53,640.83	210,101.47	-18,607.91	107.59
433	NONCERTIFIED TRAVEL	1,975.60	528.00	2,031.35	2,607.26	-2,663.01	234.79
434	NONCERTIFIED MEETIN	53,722.00	10,053.23	13,235.00	58,384.08	-17,897.08	133.31
439	OTHER TRAV./MEET EX	6,140.00	.00	.00	2,130.00	4,010.00	34.69
441	TELEPHONE SERVICE	226,040.25	12,078.49	72,139.66	172,756.75	-18,856.16	108.34
442	TELEGRAPH SERVICE	-97,400.00	.00	.00	-231,213.24	133,813.24	237.39
443	POSTAGE	21,596.00	.00	.00	10,257.00	11,339.00	47.49
444	POSTAGE MACHINE REN	1,376.76	.00	.00	2,752.08	-1,375.32	199.90
445	MAIL/MESSENGER SERV	1,755.29	-.80	1,415.68	295.38	44.23	97.48
446	ADVERTISING	4,175.00	276.41	.00	20,679.58	-16,504.58	495.32
447	INTERNET ACCESS SER	33,775.00	2,723.86	5,449.42	29,962.46	-1,636.88	104.85
451	ELECTRICITY	551,000.00	39,677.01	200,585.80	443,214.20	-92,800.00	116.84
452	WATER AND SEWAGE	314,000.00	22,998.34	68,147.13	295,552.87	-49,700.00	115.83
453	GAS	352,000.00	27,992.06	109,850.77	297,714.87	-55,565.64	115.79
461	PRINTING AND BINDIN	57,807.32	12,092.62	16,530.50	34,325.20	6,951.62	87.97
471	TUITION PD. OTHER O	49,273.00	6,435.55	.00	31,406.32	17,866.68	63.74
474	EXCESS COSTS	270,615.00	45,707.61	.00	114,286.65	156,328.35	42.23
475	SPEC ED PMNT WITHIN	2,338,805.73	103,959.18	987,864.62	1,378,360.96	-27,419.85	101.17
476	PAYMNT UNDER A VOC.	682,508.59	44,265.51	242,129.59	301,964.29	138,414.71	79.72
477	PAYMNT UNDER OPEN E	10,680.72	.00	17,779.63	2,220.37	-9,319.28	187.25
479	OTHER PAYMENTS	71,397.00	5,596.75	.00	54,624.87	16,772.13	76.51
483	TRANSP. FROM OTHER	990,734.00	183,812.92	483,348.86	1,461,237.34	-953,852.20	196.28
499	OTHER PURCHASED SER	112,296.40	-2,682.82	.00	7,955.53	104,340.87	7.08
	TOTAL PURCHASED SERVICES	14,649,602.30	1,369,454.30	5,759,369.68	11,727,185.48	-2,836,952.86	119.37

POWERSCHOOL  
DATE: 06/09/2023  
TIME: 16:12:45

SHAKER HEIGHTS CITY SCHOOLS  
EXPENDITURE STATUS REPORT

PAGE NUMBER: 3  
EXPSTA11

SELECTION CRITERIA: ALL  
ACCOUNTING PERIOD: 11/23

SORTED BY: FUND/SCC,1ST SUBTOTAL,ACCOUNT  
TOALED ON: FUND/SCC,1ST SUBTOTAL  
PAGE BREAKS ON:

FUND/SCC-0010000 GENERAL  
1ST SUBTOTAL-500 GENERAL

ACCOUNT	TITLE	BUDGET	PERIOD EXPENDITURES	ENCUMBRANCES OUTSTANDING	YEAR TO DATE EXP	AVAILABLE BALANCE	YTD/ BUD
1ST SUBTOTAL-500	SUPPLIES AND MATERIALS						
511	CLASSROOM SUPPLIES	641,304.67	38,212.39	80,737.97	575,670.37	-15,103.67	102.36
512	OFFICE SUPPLIES	102,894.18	2,450.89	16,323.11	58,254.70	28,316.37	72.48
514	HEALTH & HYGIENE SU	14,748.00	362.98	1,921.20	14,901.68	-2,074.88	114.07
516	SOFTWARE MATERIALS	504,687.45	13,526.45	116,615.85	428,511.30	-40,439.70	108.01
517	COMPUTER SUPPLIES	36,671.58	1,172.80	10,275.69	41,764.83	-15,368.94	141.91
519	OTHER GENERAL SUPPL	1,268,308.52	137,223.72	819,367.80	717,771.65	-268,830.93	121.20
521	NEW TEXTBOOKS	78,929.30	1,004.68	8,228.92	189,903.60	-119,203.22	251.03
522	REPLACEMENT TEXTBOO	745.00	.00	.00	.00	745.00	.00
523	REBINDING TEXTBOOKS	3,653.00	.00	1,000.00	487.15	2,165.85	40.71
524	SUPPLEMENTAL TEXTBO	.00	.00	.00	687.86	-687.86	.00
525	ELECTRON INSTRUC MA	258,495.50	-182.88	3,991.26	429,412.11	-174,907.87	167.66
531	NEW LIBRARY BOOKS	116,908.35	15,945.53	14,991.46	69,115.42	32,801.47	71.94
541	NEWSPAPERS	1,554.00	719.88	.00	787.88	766.12	50.70
542	PERIODICALS	4,833.00	.00	500.00	4,485.80	-152.80	103.16
543	ELECTRONIC MEDIA	45.00	.00	.00	.00	45.00	.00
546	SUBSCRIPTION SERVIC	53,787.00	4.00	96.00	48,881.01	4,809.99	91.06
549	OTHER	281.00	.00	.00	.00	281.00	.00
560	FOOD & MATERIALS	32,265.78	5,713.85	4,558.01	29,332.31	-1,624.54	105.03
569	OTHER	2,745.00	1,698.00	7,185.00	5,967.12	-10,407.12	479.13
571	LAND	50,891.43	.00	16,346.71	3,776.24	30,768.48	39.54
572	BUILDINGS	218,547.45	3,469.06	3,845.14	203,487.60	11,214.71	94.87
573	EQUIPMENT AND FURNI	19,540.00	364.70	.00	1,743.87	17,796.13	8.92
581	VEHICLE REPAIR PART	289,500.72	35,835.31	80,025.40	220,052.94	-10,577.62	103.65
582	FUEL	275,435.84	.00	28,193.95	232,126.76	15,115.13	94.51
583	TIRES AND TUBES	14,241.37	.00	5,000.00	26,109.82	-16,868.45	218.45
	TOTAL SUPPLIES AND MATERIALS	3,991,013.14	257,521.36	1,219,203.47	3,303,232.02	-531,422.35	113.32
1ST SUBTOTAL-600	CAPITAL OUTLAY						
620	BUILDINGS	39,027.29	3,550.00	506,980.00	70,113.37	-538,066.08	1478.69
630	IMPROVEMENTS NON BU	6,384.00	.00	47,400.00	29,690.12	-70,706.12	1207.55
640	EQUIPMENT	1,831,543.88	97,387.12	1,143,961.01	887,397.85	-199,814.98	110.91
644	TECHNICAL EQUIPMENT	212,637.34	.00	2,230.14	138,564.65	71,842.55	66.21
645	CAPITALIZED EQUIPME	188,383.00	.00	.00	10,875.00	177,508.00	5.77
650	VEHICLES	270,635.63	.00	1,989.73	.00	268,645.90	.74
660	SCHOOL BUSES	520,799.00	.00	520,799.00	.00	.00	100.00
	TOTAL CAPITAL OUTLAY	3,069,410.14	100,937.12	2,223,359.88	1,136,640.99	-290,590.73	109.47
1ST SUBTOTAL-800	OTHER OBJECTS						
811	SERIAL BONDS	200,000.00	.00	.00	200,000.00	.00	100.00
814	LOAN FOR ENERGY CON	160,000.00	.00	.00	160,000.00	.00	100.00
821	SERIAL BONDS	2,000.00	.00	.00	2,000.00	.00	100.00
824	LOANS-ENERGY CONSER	21,425.00	.00	.00	11,512.50	9,912.50	53.73
841	MEMBERSHIP-PROFESSI	124,077.00	1,177.00	8,615.87	142,245.82	-26,784.69	121.59
843	AUDIT EXAMINATIONS	46,276.00	.00	2,324.00	34,876.00	9,076.00	80.39
845	PROPERTY TAX COLLEC	1,318,000.00	6,329.73	.00	1,440,727.17	-122,727.17	109.31

POWERSCHOOL  
DATE: 06/09/2023  
TIME: 16:12:45

SHAKER HEIGHTS CITY SCHOOLS  
EXPENDITURE STATUS REPORT

PAGE NUMBER: 4  
EXPSTA11

SELECTION CRITERIA: ALL  
ACCOUNTING PERIOD: 11/23

SORTED BY: FUND/SCC,1ST SUBTOTAL,ACCOUNT  
TOTALLED ON: FUND/SCC,1ST SUBTOTAL  
PAGE BREAKS ON:

FUND/SCC-0010000 GENERAL  
1ST SUBTOTAL-800 GENERAL

ACCOUNT	TITLE	BUDGET	PERIOD EXPENDITURES	ENCUMBRANCES OUTSTANDING	YEAR TO DATE EXP	AVAILABLE BALANCE	YTD/ BUD
848	BANK CHARGES	117,961.18	9,328.05	33,950.60	97,969.98	-13,959.40	111.83
849	OTHER DUES AND FEES	25,371.00	1,189.00	440.00	21,943.64	2,987.36	88.23
851	LIABILITY INSURANCE	195,000.00	.00	20,000.00	185,131.48	-10,131.48	105.20
864	OUT OF COURT SETTLE	75,003.65	.00	73,729.00	26,085.65	-24,811.00	133.08
869	OTHER JUDGMENTS	613.00	.00	.00	.00	613.00	.00
870	TAXES AND ASSESSMEN	5,157.18	.00	3,750.00	2,336.98	-929.80	118.03
880	AWARDS AND PRIZES	1,316.00	838.50	.00	954.55	361.45	72.53
889	OTHER AWARDS AND PR	9,697.60	415.96	624.00	2,837.37	6,236.23	35.69
	TOTAL OTHER OBJECTS	2,301,897.61	19,278.24	143,433.47	2,328,621.14	-170,157.00	107.39
1ST SUBTOTAL-900 OTHER USES OF FUNDS							
910	TRANSFER & CONTINGE	375,000.00	115,000.00	.00	365,000.00	10,000.00	97.33
	TOTAL OTHER USES OF FUNDS	375,000.00	115,000.00	.00	365,000.00	10,000.00	97.33
	TOTAL GENERAL	108,446,099.37	8,676,798.31	9,636,463.40	94,888,848.81	3,920,787.16	96.38
FUND/SCC-0020000 BOND RETIREMENT							
1ST SUBTOTAL-400 PURCHASED SERVICES							
418	PROF./LEGAL SERVICE	.00	.00	15,050.00	4,950.00	-20,000.00	.00
	TOTAL PURCHASED SERVICES	.00	.00	15,050.00	4,950.00	-20,000.00	.00
1ST SUBTOTAL-800 OTHER OBJECTS							
811	SERIAL BONDS	.00	.00	.00	1,290,000.00	-1,290,000.00	.00
821	SERIAL BONDS	.00	.00	.00	88,095.00	-88,095.00	.00
845	PROPERTY TAX COLLEC	.00	100.84	.00	30,584.73	-30,584.73	.00
	TOTAL OTHER OBJECTS	.00	100.84	.00	1,408,679.73	-1,408,679.73	.00
	TOTAL BOND RETIREMENT	.00	100.84	15,050.00	1,413,629.73	-1,428,679.73	.00
FUND/SCC-0029400 BOND DEC 2017							
1ST SUBTOTAL-800 OTHER OBJECTS							
811	SERIAL BONDS	.00	.00	.00	1,145,000.00	-1,145,000.00	.00
821	SERIAL BONDS	.00	.00	.00	443,441.25	-443,441.25	.00
845	PROPERTY TAX COLLEC	.00	44.11	.00	45,005.46	-45,005.46	.00
	TOTAL OTHER OBJECTS	.00	44.11	.00	1,633,446.71	-1,633,446.71	.00
	TOTAL BOND DEC 2017	.00	44.11	.00	1,633,446.71	-1,633,446.71	.00
FUND/SCC-0049150 BUILDING/NON-BOND ISSUE F							
1ST SUBTOTAL-600 CAPITAL OUTLAY							
640	EQUIPMENT	.00	.00	353,485.00	.00	-353,485.00	.00
650	VEHICLES	.00	105,947.60	5,456.00	105,947.60	-111,403.60	.00
	TOTAL CAPITAL OUTLAY	.00	105,947.60	358,941.00	105,947.60	-464,888.60	.00
	TOTAL BUILDING/NON-BOND ISSUE	.00	105,947.60	358,941.00	105,947.60	-464,888.60	.00

POWERSCHOOL  
DATE: 06/09/2023  
TIME: 16:12:45

SHAKER HEIGHTS CITY SCHOOLS  
EXPENDITURE STATUS REPORT

PAGE NUMBER: 5  
EXPSTA11

SELECTION CRITERIA: ALL  
ACCOUNTING PERIOD: 11/23

SORTED BY: FUND/SCC,1ST SUBTOTAL,ACCOUNT  
TOTALLED ON: FUND/SCC,1ST SUBTOTAL  
PAGE BREAKS ON:

FUND/SCC-0049165 SSF - TECHNOLOGY PROJECTS  
1ST SUBTOTAL-600 SSF - TECHNOLOGY PROJECTS

ACCOUNT	TITLE	BUDGET	PERIOD EXPENDITURES	ENCUMBRANCES OUTSTANDING	YEAR TO DATE EXP	AVAILABLE BALANCE	YTD/ BUD
FUND/SCC-0049165 SSF - TECHNOLOGY PROJECTS							
1ST SUBTOTAL-600 CAPITAL OUTLAY							
644	TECHNICAL EQUIPMENT	2,046.26	.00	2,046.26	.00	.00	100.00
	TOTAL CAPITAL OUTLAY	2,046.26	.00	2,046.26	.00	.00	100.00
	TOTAL SSF - TECHNOLOGY PROJEC	2,046.26	.00	2,046.26	.00	.00	100.00
FUND/SCC-0049167 SSF PROJECTS - RED & WHIT							
1ST SUBTOTAL-600 CAPITAL OUTLAY							
644	TECHNICAL EQUIPMENT	.00	.00	.00	172.00	-172.00	.00
	TOTAL CAPITAL OUTLAY	.00	.00	.00	172.00	-172.00	.00
	TOTAL SSF PROJECTS - RED & WH	.00	.00	.00	172.00	-172.00	.00
FUND/SCC-0049401 BANS FY18 \$9.9MM							
1ST SUBTOTAL-600 CAPITAL OUTLAY							
630	IMPROVEMENTS NON BU	.00	.00	.00	114,768.75	-114,768.75	.00
	TOTAL CAPITAL OUTLAY	.00	.00	.00	114,768.75	-114,768.75	.00
	TOTAL BANS FY18 \$9.9MM	.00	.00	.00	114,768.75	-114,768.75	.00
FUND/SCC-0060000 FOOD SERVICES							
1ST SUBTOTAL-400 PURCHASED SERVICES							
415	MANAGEMENT SERVICES	167,752.20	221,825.33	378,174.67	1,967,538.42	-2,177,960.89	1398.32
419	OTHER PROF. & TECH.	.00	.00	1,574.96	425.04	-2,000.00	.00
423	REPAIRS & MAINTENAN	743.19	.00	.00	11,609.98	-10,866.79	1562.18
	TOTAL PURCHASED SERVICES	168,495.39	221,825.33	379,749.63	1,979,573.44	-2,190,827.68	1400.23
1ST SUBTOTAL-600 CAPITAL OUTLAY							
640	EQUIPMENT	18,535.90	10,979.45	.00	10,979.45	7,556.45	59.23
650	VEHICLES	2,830.00	.00	.00	.00	2,830.00	.00
	TOTAL CAPITAL OUTLAY	21,365.90	10,979.45	.00	10,979.45	10,386.45	51.39
1ST SUBTOTAL-800 OTHER OBJECTS							
849	OTHER DUES AND FEES	145.00	.00	145.00	1,424.00	-1,424.00	1082.07
899	OTHER MISCELLANEOUS	.00	.00	.00	761.00	-761.00	.00
	TOTAL OTHER OBJECTS	145.00	.00	145.00	2,185.00	-2,185.00	1606.90
	TOTAL FOOD SERVICES	190,006.29	232,804.78	379,894.63	1,992,737.89	-2,182,626.23	1248.71
FUND/SCC-0079231 LO YOUTH LITERACY GRANT							
1ST SUBTOTAL-100 PERSONAL SERVICES							
113	SUPPLEMENTAL	.00	.00	.00	130.00	-130.00	.00
	TOTAL PERSONAL SERVICES	.00	.00	.00	130.00	-130.00	.00
1ST SUBTOTAL-200 EMPLOYEE RETIREMNT & INS.							



POWERSCHOOL  
DATE: 06/09/2023  
TIME: 16:12:45

SHAKER HEIGHTS CITY SCHOOLS  
EXPENDITURE STATUS REPORT

PAGE NUMBER: 6  
EXPSTA11

SELECTION CRITERIA: ALL  
ACCOUNTING PERIOD: 11/23

SORTED BY: FUND/SCC,1ST SUBTOTAL,ACCOUNT  
TOTALLED ON: FUND/SCC,1ST SUBTOTAL  
PAGE BREAKS ON:

FUND/SCC-0079231 LO YOUTH LITERACY GRANT  
1ST SUBTOTAL-200 LO YOUTH LITERACY GRANT

ACCOUNT	- - - - TITLE - - - -	BUDGET	PERIOD EXPENDITURES	ENCUMBRANCES OUTSTANDING	YEAR TO DATE EXP	AVAILABLE BALANCE	YTD/ BUD
211	STRS-EMPLOYER'S SHA	.00	.00	.00	17.91	-17.91	.00
213	SOCIAL SECURITY	.00	.00	.00	1.85	-1.85	.00
	TOTAL EMPLOYEE RETIREMNT & IN	.00	.00	.00	19.76	-19.76	.00
1ST SUBTOTAL-500	SUPPLIES AND MATERIALS						
511	CLASSROOM SUPPLIES	.00	.00	.00	2,850.24	-2,850.24	.00
	TOTAL SUPPLIES AND MATERIALS	.00	.00	.00	2,850.24	-2,850.24	.00
	TOTAL LO YOUTH LITERACY GRANT	.00	.00	.00	3,000.00	-3,000.00	.00
FUND/SCC-0079976	MALTZ MUSEUM AWARD						
1ST SUBTOTAL-400	PURCHASED SERVICES						
433	NONCERTIFIED TRAVEL	.00	.00	.00	2,308.08	-2,308.08	.00
	TOTAL PURCHASED SERVICES	.00	.00	.00	2,308.08	-2,308.08	.00
	TOTAL MALTZ MUSEUM AWARD	.00	.00	.00	2,308.08	-2,308.08	.00
FUND/SCC-0079993	MHJ - EQUITY FOCUSED FY22						
1ST SUBTOTAL-400	PURCHASED SERVICES						
419	OTHER PROF. & TECH.	30,000.00	.00	.00	30,000.00	.00	100.00
	TOTAL PURCHASED SERVICES	30,000.00	.00	.00	30,000.00	.00	100.00
	TOTAL MHJ - EQUITY FOCUSED FY	30,000.00	.00	.00	30,000.00	.00	100.00
FUND/SCC-0079994	MHJ-MS LRNG GARD						
1ST SUBTOTAL-500	SUPPLIES AND MATERIALS						
519	OTHER GENERAL SUPPL	.00	.00	330.00	1,420.00	-1,750.00	.00
	TOTAL SUPPLIES AND MATERIALS	.00	.00	330.00	1,420.00	-1,750.00	.00
	TOTAL MHJ-MS LRNG GARD	.00	.00	330.00	1,420.00	-1,750.00	.00
FUND/SCC-0079995	MHJ-IC CHAPMAN AWARD						
1ST SUBTOTAL-500	SUPPLIES AND MATERIALS						
511	CLASSROOM SUPPLIES	.00	41.99	970.58	1,214.84	-2,185.42	.00
	TOTAL SUPPLIES AND MATERIALS	.00	41.99	970.58	1,214.84	-2,185.42	.00
	TOTAL MHJ-IC CHAPMAN AWARD	.00	41.99	970.58	1,214.84	-2,185.42	.00
FUND/SCC-0079996	MS-AWI ED FOUNDATION						
1ST SUBTOTAL-500	SUPPLIES AND MATERIALS						
511	CLASSROOM SUPPLIES	.00	.00	.00	4,108.09	-4,108.09	.00
	TOTAL SUPPLIES AND MATERIALS	.00	.00	.00	4,108.09	-4,108.09	.00
	TOTAL MS-AWI ED FOUNDATION	.00	.00	.00	4,108.09	-4,108.09	.00
FUND/SCC-0090000	UNIFORM SCHOOL SUPP						

POWERSCHOOL  
DATE: 06/09/2023  
TIME: 16:12:45

SHAKER HEIGHTS CITY SCHOOLS  
EXPENDITURE STATUS REPORT

PAGE NUMBER: 7  
EXPSTA11

SELECTION CRITERIA: ALL  
ACCOUNTING PERIOD: 11/23

SORTED BY: FUND/SCC,1ST SUBTOTAL,ACCOUNT  
TOTALLED ON: FUND/SCC,1ST SUBTOTAL  
PAGE BREAKS ON:

FUND/SCC-0090000 UNIFORM SCHOOL SUPP  
1ST SUBTOTAL-500 UNIFORM SCHOOL SUPP

ACCOUNT	TITLE	BUDGET	PERIOD EXPENDITURES	ENCUMBRANCES OUTSTANDING	YEAR TO DATE EXP	AVAILABLE BALANCE	YTD/ BUD
1ST SUBTOTAL-500	SUPPLIES AND MATERIALS						
511	CLASSROOM SUPPLIES	.00	.00	.00	268.79	-268.79	.00
	TOTAL SUPPLIES AND MATERIALS	.00	.00	.00	268.79	-268.79	.00
	TOTAL UNIFORM SCHOOL SUPP	.00	.00	.00	268.79	-268.79	.00
FUND/SCC-0099010	STORED VALUE CARDS - BLVD						
1ST SUBTOTAL-500	SUPPLIES AND MATERIALS						
511	CLASSROOM SUPPLIES	.00	1,868.84	.00	9,931.90	-9,931.90	.00
	TOTAL SUPPLIES AND MATERIALS	.00	1,868.84	.00	9,931.90	-9,931.90	.00
	TOTAL STORED VALUE CARDS - BL	.00	1,868.84	.00	9,931.90	-9,931.90	.00
FUND/SCC-0099020	STORED VALUE CARDS - FERN						
1ST SUBTOTAL-500	SUPPLIES AND MATERIALS						
511	CLASSROOM SUPPLIES	.00	1,775.04	.00	8,818.67	-8,818.67	.00
	TOTAL SUPPLIES AND MATERIALS	.00	1,775.04	.00	8,818.67	-8,818.67	.00
	TOTAL STORED VALUE CARDS - FE	.00	1,775.04	.00	8,818.67	-8,818.67	.00
FUND/SCC-0099030	STORED VALUE CARDS - LOMO						
1ST SUBTOTAL-500	SUPPLIES AND MATERIALS						
511	CLASSROOM SUPPLIES	.00	1,961.60	.00	11,086.16	-11,086.16	.00
	TOTAL SUPPLIES AND MATERIALS	.00	1,961.60	.00	11,086.16	-11,086.16	.00
	TOTAL STORED VALUE CARDS - LO	.00	1,961.60	.00	11,086.16	-11,086.16	.00
FUND/SCC-0099060	STORED VALUE CARDS - MERC						
1ST SUBTOTAL-500	SUPPLIES AND MATERIALS						
511	CLASSROOM SUPPLIES	.00	1,857.98	.00	10,258.28	-10,258.28	.00
	TOTAL SUPPLIES AND MATERIALS	.00	1,857.98	.00	10,258.28	-10,258.28	.00
	TOTAL STORED VALUE CARDS - ME	.00	1,857.98	.00	10,258.28	-10,258.28	.00
FUND/SCC-0099080	STORED VALUE CARDS - ONAW						
1ST SUBTOTAL-500	SUPPLIES AND MATERIALS						
511	CLASSROOM SUPPLIES	.00	2,523.42	.00	10,685.07	-10,685.07	.00
	TOTAL SUPPLIES AND MATERIALS	.00	2,523.42	.00	10,685.07	-10,685.07	.00
	TOTAL STORED VALUE CARDS - ON	.00	2,523.42	.00	10,685.07	-10,685.07	.00
FUND/SCC-0099110	STORED VALUE CARDS - WOOD						
1ST SUBTOTAL-500	SUPPLIES AND MATERIALS						
511	CLASSROOM SUPPLIES	.00	3,614.07	.00	20,633.95	-20,633.95	.00
519	OTHER GENERAL SUPPL	.00	.00	.00	-125.42	125.42	.00
	TOTAL SUPPLIES AND MATERIALS	.00	3,614.07	.00	20,508.53	-20,508.53	.00

POWERSCHOOL  
DATE: 06/09/2023  
TIME: 16:12:45

SHAKER HEIGHTS CITY SCHOOLS  
EXPENDITURE STATUS REPORT

PAGE NUMBER: 8  
EXPSTA11

SELECTION CRITERIA: ALL  
ACCOUNTING PERIOD: 11/23

SORTED BY: FUND/SCC,1ST SUBTOTAL,ACCOUNT  
TOTALLED ON: FUND/SCC,1ST SUBTOTAL  
PAGE BREAKS ON:

FUND/SCC-0099110 STORED VALUE CARDS - WOOD  
1ST SUBTOTAL-500 STORED VALUE CARDS - WOOD

ACCOUNT	- - - - - TITLE - - - - -	BUDGET	PERIOD EXPENDITURES	ENCUMBRANCES OUTSTANDING	YEAR TO DATE EXP	AVAILABLE BALANCE	YTD/ BUD
	TOTAL STORED VALUE CARDS - WO	.00	3,614.07	.00	20,508.53	-20,508.53	.00
FUND/SCC-0099209	STORED VALUE CARDS - MAST						
1ST SUBTOTAL-500	SUPPLIES AND MATERIALS						
511	CLASSROOM SUPPLIES	.00	-20,005.70	.00	-50,379.12	50,379.12	.00
	TOTAL SUPPLIES AND MATERIALS	.00	-20,005.70	.00	-50,379.12	50,379.12	.00
	TOTAL STORED VALUE CARDS - MA	.00	-20,005.70	.00	-50,379.12	50,379.12	.00
FUND/SCC-0099218	INSTRUCTIONAL FEES HIGH S						
1ST SUBTOTAL-500	SUPPLIES AND MATERIALS						
511	CLASSROOM SUPPLIES	.00	114.45	2,120.81	13,322.46	-15,443.27	.00
	TOTAL SUPPLIES AND MATERIALS	.00	114.45	2,120.81	13,322.46	-15,443.27	.00
	TOTAL INSTRUCTIONAL FEES HIGH	.00	114.45	2,120.81	13,322.46	-15,443.27	.00
FUND/SCC-0119231	SPECIAL TEST - AP						
1ST SUBTOTAL-400	PURCHASED SERVICES						
431	CERTIFIED TRAVEL RE	.00	.00	14.48	.00	-14.48	.00
432	CERTIFIED MEETING E	.00	795.00	598.00	795.00	-1,393.00	.00
	TOTAL PURCHASED SERVICES	.00	795.00	612.48	795.00	-1,407.48	.00
1ST SUBTOTAL-500	SUPPLIES AND MATERIALS						
519	OTHER GENERAL SUPPL	3,822.00	72,416.00	3,584.00	72,416.00	-72,178.00	1988.49
569	OTHER	.00	.00	510.00	.00	-510.00	.00
	TOTAL SUPPLIES AND MATERIALS	3,822.00	72,416.00	4,094.00	72,416.00	-72,688.00	2001.83
	TOTAL SPECIAL TEST - AP	3,822.00	73,211.00	4,706.48	73,211.00	-74,095.48	2038.66
FUND/SCC-0119588	IB TESTING						
1ST SUBTOTAL-800	OTHER OBJECTS						
849	OTHER DUES AND FEES	.00	.00	.00	34,531.00	-34,531.00	.00
	TOTAL OTHER OBJECTS	.00	.00	.00	34,531.00	-34,531.00	.00
	TOTAL IB TESTING	.00	.00	.00	34,531.00	-34,531.00	.00
FUND/SCC-0119918	EL SISTEMA - LOMOND VIOLI						
1ST SUBTOTAL-400	PURCHASED SERVICES						
419	OTHER PROF. & TECH.	.00	4,000.00	.00	8,210.00	-8,210.00	.00
	TOTAL PURCHASED SERVICES	.00	4,000.00	.00	8,210.00	-8,210.00	.00
1ST SUBTOTAL-500	SUPPLIES AND MATERIALS						
519	OTHER GENERAL SUPPL	.00	.00	.00	508.40	-508.40	.00
	TOTAL SUPPLIES AND MATERIALS	.00	.00	.00	508.40	-508.40	.00

POWERSCHOOL  
DATE: 06/09/2023  
TIME: 16:12:45

SHAKER HEIGHTS CITY SCHOOLS  
EXPENDITURE STATUS REPORT

PAGE NUMBER: 9  
EXPSTA11

SELECTION CRITERIA: ALL  
ACCOUNTING PERIOD: 11/23

SORTED BY: FUND/SCC,1ST SUBTOTAL,ACCOUNT  
TOTALED ON: FUND/SCC,1ST SUBTOTAL  
PAGE BREAKS ON:

FUND/SCC-0119918 EL SISTEMA - LOMOND VIOLI  
1ST SUBTOTAL-500 EL SISTEMA - LOMOND VIOLI

ACCOUNT	- - - - TITLE - - - -	BUDGET	PERIOD EXPENDITURES	ENCUMBRANCES OUTSTANDING	YEAR TO DATE EXP	AVAILABLE BALANCE	YTD/ BUD
TOTAL EL SISTEMA - LOMOND VIO		.00	4,000.00	.00	8,718.40	-8,718.40	.00
FUND/SCC-0149232 H.S. PLANETARIUM							
1ST SUBTOTAL-500 SUPPLIES AND MATERIALS							
519 OTHER GENERAL SUPPL		.00	.00	250.00	.00	-250.00	.00
TOTAL SUPPLIES AND MATERIALS		.00	.00	250.00	.00	-250.00	.00
TOTAL H.S. PLANETARIUM		.00	.00	250.00	.00	-250.00	.00
FUND/SCC-0149235 GERMAN SUMMER TRAVEL							
1ST SUBTOTAL-400 PURCHASED SERVICES							
419 OTHER PROF. & TECH.		.00	.00	5,000.00	2,315.64	-7,315.64	.00
432 CERTIFIED MEETING E		.00	2,269.17	.00	35,569.55	-35,569.55	.00
439 OTHER TRAV./MEET EX		.00	.00	118.08	4,531.48	-4,649.56	.00
489 TRANSPORTATION OTHR		.00	.00	.00	1,289.50	-1,289.50	.00
TOTAL PURCHASED SERVICES		.00	2,269.17	5,118.08	43,706.17	-48,824.25	.00
TOTAL GERMAN SUMMER TRAVEL		.00	2,269.17	5,118.08	43,706.17	-48,824.25	.00
FUND/SCC-0149237 ROTARY-INTERNAL SERV OTHE							
1ST SUBTOTAL-200 EMPLOYEE RETIREMNT & INS.							
233 MEETING EXPENSE-SUP		.00	.00	975.00	.00	-975.00	.00
TOTAL EMPLOYEE RETIREMNT & IN		.00	.00	975.00	.00	-975.00	.00
1ST SUBTOTAL-400 PURCHASED SERVICES							
419 OTHER PROF. & TECH.		.00	16,827.00	20,260.00	21,024.00	-41,284.00	.00
TOTAL PURCHASED SERVICES		.00	16,827.00	20,260.00	21,024.00	-41,284.00	.00
1ST SUBTOTAL-500 SUPPLIES AND MATERIALS							
519 OTHER GENERAL SUPPL		.00	.00	.00	240.00	-240.00	.00
TOTAL SUPPLIES AND MATERIALS		.00	.00	.00	240.00	-240.00	.00
TOTAL ROTARY-INTERNAL SERV OT		.00	16,827.00	21,235.00	21,264.00	-42,499.00	.00
FUND/SCC-0149238 RTA TICKETS							
1ST SUBTOTAL-400 PURCHASED SERVICES							
483 TRANSP. FROM OTHER		.00	350.00	2,982.50	2,450.00	-5,432.50	.00
TOTAL PURCHASED SERVICES		.00	350.00	2,982.50	2,450.00	-5,432.50	.00
TOTAL RTA TICKETS		.00	350.00	2,982.50	2,450.00	-5,432.50	.00
FUND/SCC-0149241 TRANSCRIPT FEES							
1ST SUBTOTAL-400 PURCHASED SERVICES							
419 OTHER PROF. & TECH.		.00	4,140.00	.00	5,398.57	-5,398.57	.00
TOTAL PURCHASED SERVICES		.00	4,140.00	.00	5,398.57	-5,398.57	.00

POWERSCHOOL  
DATE: 06/09/2023  
TIME: 16:12:45

SHAKER HEIGHTS CITY SCHOOLS  
EXPENDITURE STATUS REPORT

PAGE NUMBER: 10  
EXPSTA11

SELECTION CRITERIA: ALL  
ACCOUNTING PERIOD: 11/23

SORTED BY: FUND/SCC,1ST SUBTOTAL,ACCOUNT  
TOTALLED ON: FUND/SCC,1ST SUBTOTAL  
PAGE BREAKS ON:

FUND/SCC-0149241 TRANSCRIPT FEES  
1ST SUBTOTAL-400 TRANSCRIPT FEES

ACCOUNT	- - - - TITLE - - - -	BUDGET	PERIOD EXPENDITURES	ENCUMBRANCES OUTSTANDING	YEAR TO DATE EXP	AVAILABLE BALANCE	YTD/ BUD
	TOTAL TRANSCRIPT FEES	.00	4,140.00	.00	5,398.57	-5,398.57	.00
FUND/SCC-0149852	CHILE TRIPS						
1ST SUBTOTAL-400	PURCHASED SERVICES						
489	TRANSPORTATION OTHR	.00	.00	.00	52.00	-52.00	.00
	TOTAL PURCHASED SERVICES	.00	.00	.00	52.00	-52.00	.00
1ST SUBTOTAL-500	SUPPLIES AND MATERIALS						
519	OTHER GENERAL SUPPL	.00	.00	.00	660.82	-660.82	.00
	TOTAL SUPPLIES AND MATERIALS	.00	.00	.00	660.82	-660.82	.00
	TOTAL CHILE TRIPS	.00	.00	.00	712.82	-712.82	.00
FUND/SCC-0189245	CHOIR/ORCH BOOSTER						
1ST SUBTOTAL-400	PURCHASED SERVICES						
419	OTHER PROF. & TECH.	.00	.00	3,000.00	2,084.18	-5,084.18	.00
432	CERTIFIED MEETING E	.00	.00	.00	76.00	-76.00	.00
439	OTHER TRAV./MEET EX	.00	.00	.00	53,084.00	-53,084.00	.00
489	TRANSPORTATION OTHR	.00	.00	1,175.00	7,605.00	-8,780.00	.00
	TOTAL PURCHASED SERVICES	.00	.00	4,175.00	62,849.18	-67,024.18	.00
1ST SUBTOTAL-500	SUPPLIES AND MATERIALS						
519	OTHER GENERAL SUPPL	.00	131.34	450.21	1,608.94	-2,059.15	.00
569	OTHER	.00	.00	485.74	827.34	-1,313.08	.00
	TOTAL SUPPLIES AND MATERIALS	.00	131.34	935.95	2,436.28	-3,372.23	.00
	TOTAL CHOIR/ORCH BOOSTER	.00	131.34	5,110.95	65,285.46	-70,396.41	.00
FUND/SCC-0189246	LOMOND BOOK FAIR						
1ST SUBTOTAL-500	SUPPLIES AND MATERIALS						
519	OTHER GENERAL SUPPL	.00	.00	.00	7,073.49	-7,073.49	.00
	TOTAL SUPPLIES AND MATERIALS	.00	.00	.00	7,073.49	-7,073.49	.00
	TOTAL LOMOND BOOK FAIR	.00	.00	.00	7,073.49	-7,073.49	.00
FUND/SCC-0189251	ASIAN STUDIES TRAVEL						
1ST SUBTOTAL-400	PURCHASED SERVICES						
439	OTHER TRAV./MEET EX	.00	.00	.00	57.18	-57.18	.00
	TOTAL PURCHASED SERVICES	.00	.00	.00	57.18	-57.18	.00
	TOTAL ASIAN STUDIES TRAVEL	.00	.00	.00	57.18	-57.18	.00
FUND/SCC-0189257	WOODBURY 6TH GRADE CAMP						
1ST SUBTOTAL-500	SUPPLIES AND MATERIALS						
519	OTHER GENERAL SUPPL	42,000.00	7,000.00	45,000.00	50,692.31	-53,692.31	227.84
	TOTAL SUPPLIES AND MATERIALS	42,000.00	7,000.00	45,000.00	50,692.31	-53,692.31	227.84

POWERSCHOOL  
DATE: 06/09/2023  
TIME: 16:12:45

SHAKER HEIGHTS CITY SCHOOLS  
EXPENDITURE STATUS REPORT

PAGE NUMBER: 11  
EXPSTA11

SELECTION CRITERIA: ALL  
ACCOUNTING PERIOD: 11/23

SORTED BY: FUND/SCC,1ST SUBTOTAL,ACCOUNT  
TOTALLED ON: FUND/SCC,1ST SUBTOTAL  
PAGE BREAKS ON:

FUND/SCC-0189257 WOODBURY 6TH GRADE CAMP  
1ST SUBTOTAL-500 WOODBURY 6TH GRADE CAMP

ACCOUNT	TITLE	BUDGET	PERIOD EXPENDITURES	ENCUMBRANCES OUTSTANDING	YEAR TO DATE EXP	AVAILABLE BALANCE	YTD/ BUD
TOTAL WOODBURY 6TH GRADE CAMP		42,000.00	7,000.00	45,000.00	50,692.31	-53,692.31	227.84
FUND/SCC-0189259 IMMERSION TRIPS CAMBODIA							
1ST SUBTOTAL-400 PURCHASED SERVICES							
432 CERTIFIED MEETING E		.00	.00	.00	32.92	-32.92	.00
TOTAL PURCHASED SERVICES		.00	.00	.00	32.92	-32.92	.00
TOTAL IMMERSION TRIPS CAMBODI		.00	.00	.00	32.92	-32.92	.00
FUND/SCC-0189283 LOMOND							
1ST SUBTOTAL-400 PURCHASED SERVICES							
419 OTHER PROF. & TECH.		.00	.00	.00	2,610.00	-2,610.00	.00
TOTAL PURCHASED SERVICES		.00	.00	.00	2,610.00	-2,610.00	.00
1ST SUBTOTAL-500 SUPPLIES AND MATERIALS							
519 OTHER GENERAL SUPPL		150.00	.00	.00	762.25	-612.25	508.17
TOTAL SUPPLIES AND MATERIALS		150.00	.00	.00	762.25	-612.25	508.17
TOTAL LOMOND		150.00	.00	.00	3,372.25	-3,222.25	2248.17
FUND/SCC-0189284 MERCER							
1ST SUBTOTAL-500 SUPPLIES AND MATERIALS							
560 FOOD & MATERIALS		.00	.00	.00	100.00	-100.00	.00
TOTAL SUPPLIES AND MATERIALS		.00	.00	.00	100.00	-100.00	.00
TOTAL MERCER		.00	.00	.00	100.00	-100.00	.00
FUND/SCC-0189285 ONAWAY							
1ST SUBTOTAL-500 SUPPLIES AND MATERIALS							
519 OTHER GENERAL SUPPL		.00	80.00	.00	80.00	-80.00	.00
TOTAL SUPPLIES AND MATERIALS		.00	80.00	.00	80.00	-80.00	.00
1ST SUBTOTAL-800 OTHER OBJECTS							
849 OTHER DUES AND FEES		.00	.00	.00	51.15	-51.15	.00
TOTAL OTHER OBJECTS		.00	.00	.00	51.15	-51.15	.00
TOTAL ONAWAY		.00	80.00	.00	131.15	-131.15	.00
FUND/SCC-0189286 WOODBURY							
1ST SUBTOTAL-500 SUPPLIES AND MATERIALS							
519 OTHER GENERAL SUPPL		.00	.00	4,600.00	.00	-4,600.00	.00
TOTAL SUPPLIES AND MATERIALS		.00	.00	4,600.00	.00	-4,600.00	.00
TOTAL WOODBURY		.00	.00	4,600.00	.00	-4,600.00	.00

POWERSCHOOL  
DATE: 06/09/2023  
TIME: 16:12:45

SHAKER HEIGHTS CITY SCHOOLS  
EXPENDITURE STATUS REPORT

PAGE NUMBER: 12  
EXPSTA11

SELECTION CRITERIA: ALL  
ACCOUNTING PERIOD: 11/23

SORTED BY: FUND/SCC,1ST SUBTOTAL,ACCOUNT  
TOTALLED ON: FUND/SCC,1ST SUBTOTAL  
PAGE BREAKS ON:

FUND/SCC-0189287 MIDDLE SCHOOL  
1ST SUBTOTAL-200 MIDDLE SCHOOL

ACCOUNT	TITLE	BUDGET	PERIOD EXPENDITURES	ENCUMBRANCES OUTSTANDING	YEAR TO DATE EXP	AVAILABLE BALANCE	YTD/ BUD
FUND/SCC-0189287 MIDDLE SCHOOL							
1ST SUBTOTAL-200	EMPLOYEE RETIREMNT & INS.						
233	MEETING EXPENSE-SUP	205.54	805.75	250.00	6,126.50	-6,170.96	3102.32
	TOTAL EMPLOYEE RETIREMNT & IN	205.54	805.75	250.00	6,126.50	-6,170.96	3102.32
1ST SUBTOTAL-400 PURCHASED SERVICES							
419	OTHER PROF. & TECH.	2,201.44	-10,332.00	1,093.00	5,486.72	-4,378.28	298.88
	TOTAL PURCHASED SERVICES	2,201.44	-10,332.00	1,093.00	5,486.72	-4,378.28	298.88
1ST SUBTOTAL-500 SUPPLIES AND MATERIALS							
519	OTHER GENERAL SUPPL	5,940.18	.00	.00	7,422.31	-1,482.13	124.95
	TOTAL SUPPLIES AND MATERIALS	5,940.18	.00	.00	7,422.31	-1,482.13	124.95
	TOTAL MIDDLE SCHOOL	8,347.16	-9,526.25	1,343.00	19,035.53	-12,031.37	244.14
FUND/SCC-0189288 HIGH SCHOOL							
1ST SUBTOTAL-400	PURCHASED SERVICES						
419	OTHER PROF. & TECH.	.00	.00	.00	3,547.00	-3,547.00	.00
432	CERTIFIED MEETING E	.00	1,755.32	.00	1,755.32	-1,755.32	.00
489	TRANSPORTATION OTHR	.00	.00	635.00	9,332.75	-9,967.75	.00
	TOTAL PURCHASED SERVICES	.00	1,755.32	635.00	14,635.07	-15,270.07	.00
1ST SUBTOTAL-500 SUPPLIES AND MATERIALS							
511	CLASSROOM SUPPLIES	286.21	30.75	6,946.14	5,163.91	-11,823.84	4231.18
519	OTHER GENERAL SUPPL	675.00	.00	.00	11,634.47	-10,959.47	1723.63
569	OTHER	.00	41.50	12,525.50	1,365.51	-13,891.01	.00
	TOTAL SUPPLIES AND MATERIALS	961.21	72.25	19,471.64	18,163.89	-36,674.32	3915.43
1ST SUBTOTAL-800 OTHER OBJECTS							
849	OTHER DUES AND FEES	.00	.00	.00	27.00	-27.00	.00
	TOTAL OTHER OBJECTS	.00	.00	.00	27.00	-27.00	.00
	TOTAL HIGH SCHOOL	961.21	1,827.57	20,106.64	32,825.96	-51,971.39	5506.87
FUND/SCC-0189289 PTO GRANTS - HIGH SCHOOL							
1ST SUBTOTAL-400	PURCHASED SERVICES						
419	OTHER PROF. & TECH.	.00	.00	250.00	113.00	-363.00	.00
	TOTAL PURCHASED SERVICES	.00	.00	250.00	113.00	-363.00	.00
1ST SUBTOTAL-500 SUPPLIES AND MATERIALS							
511	CLASSROOM SUPPLIES	.00	.00	125.00	-337.65	212.65	.00
519	OTHER GENERAL SUPPL	308.00	.00	.00	-3.64	311.64	-1.18
569	OTHER	.00	258.32	.00	258.32	-258.32	.00
	TOTAL SUPPLIES AND MATERIALS	308.00	258.32	125.00	-82.97	265.97	13.65
1ST SUBTOTAL-600 CAPITAL OUTLAY							

POWERSCHOOL  
DATE: 06/09/2023  
TIME: 16:12:45

SHAKER HEIGHTS CITY SCHOOLS  
EXPENDITURE STATUS REPORT

PAGE NUMBER: 13  
EXPSTA11

SELECTION CRITERIA: ALL  
ACCOUNTING PERIOD: 11/23

SORTED BY: FUND/SCC,1ST SUBTOTAL,ACCOUNT  
TOTALLED ON: FUND/SCC,1ST SUBTOTAL  
PAGE BREAKS ON:

FUND/SCC-0189289 PTO GRANTS - HIGH SCHOOL  
1ST SUBTOTAL-600 PTO GRANTS - HIGH SCHOOL

ACCOUNT	TITLE	BUDGET	PERIOD EXPENDITURES	ENCUMBRANCES OUTSTANDING	YEAR TO DATE EXP	AVAILABLE BALANCE	YTD/ BUD
640	EQUIPMENT	.00	.00	.00	3,200.00	-3,200.00	.00
	TOTAL CAPITAL OUTLAY	.00	.00	.00	3,200.00	-3,200.00	.00
	TOTAL PTO GRANTS - HIGH SCHOO	308.00	258.32	375.00	3,230.03	-3,297.03	1170.46
FUND/SCC-0189920 SWEETHEART DANCE FKA FATH							
1ST SUBTOTAL-400 PURCHASED SERVICES							
419	OTHER PROF. & TECH.	.00	.00	1,000.00	3,780.00	-4,780.00	.00
	TOTAL PURCHASED SERVICES	.00	.00	1,000.00	3,780.00	-4,780.00	.00
1ST SUBTOTAL-500 SUPPLIES AND MATERIALS							
519	OTHER GENERAL SUPPL	.00	.00	.00	4,242.31	-4,242.31	.00
	TOTAL SUPPLIES AND MATERIALS	.00	.00	.00	4,242.31	-4,242.31	.00
	TOTAL SWEETHEART DANCE FKA FA	.00	.00	1,000.00	8,022.31	-9,022.31	.00
FUND/SCC-0189922 MIDDLE SCHOOL SCHOLARS							
1ST SUBTOTAL-400 PURCHASED SERVICES							
419	OTHER PROF. & TECH.	.00	256.00	.00	256.00	-256.00	.00
	TOTAL PURCHASED SERVICES	.00	256.00	.00	256.00	-256.00	.00
	TOTAL MIDDLE SCHOOL SCHOLARS	.00	256.00	.00	256.00	-256.00	.00
FUND/SCC-0189927 MOTHER SON BRUNCH							
1ST SUBTOTAL-500 SUPPLIES AND MATERIALS							
519	OTHER GENERAL SUPPL	.00	342.73	.00	1,033.17	-1,033.17	.00
	TOTAL SUPPLIES AND MATERIALS	.00	342.73	.00	1,033.17	-1,033.17	.00
	TOTAL MOTHER SON BRUNCH	.00	342.73	.00	1,033.17	-1,033.17	.00
FUND/SCC-0220000 STRS							
1ST SUBTOTAL-200 EMPLOYEE RETIREMNT & INS.							
211	STRS-EMPLOYER'S SHA	.00	-13,919.90	.00	-128,242.27	128,242.27	.00
	TOTAL EMPLOYEE RETIREMNT & IN	.00	-13,919.90	.00	-128,242.27	128,242.27	.00
	TOTAL STRS	.00	-13,919.90	.00	-128,242.27	128,242.27	.00
FUND/SCC-0229269 DEARBORN OPT LIFE INSUR							
1ST SUBTOTAL-200 EMPLOYEE RETIREMNT & INS.							
242	LIFE INSURANCE	.00	5,057.52	.00	51,280.93	-51,280.93	.00
	TOTAL EMPLOYEE RETIREMNT & IN	.00	5,057.52	.00	51,280.93	-51,280.93	.00
	TOTAL DEARBORN OPT LIFE INSUR	.00	5,057.52	.00	51,280.93	-51,280.93	.00
FUND/SCC-0229270 STRS PICKUP							
1ST SUBTOTAL-200 EMPLOYEE RETIREMNT & INS.							



POWERSCHOOL  
DATE: 06/09/2023  
TIME: 16:12:45

SHAKER HEIGHTS CITY SCHOOLS  
EXPENDITURE STATUS REPORT

PAGE NUMBER: 14  
EXPSTA11

SELECTION CRITERIA: ALL  
ACCOUNTING PERIOD: 11/23

SORTED BY: FUND/SCC,1ST SUBTOTAL,ACCOUNT  
TOTALLED ON: FUND/SCC,1ST SUBTOTAL  
PAGE BREAKS ON:

FUND/SCC-0229270 STRS PICKUP  
1ST SUBTOTAL-200 STRS PICKUP

ACCOUNT	- - - - TITLE - - - -	BUDGET	PERIOD EXPENDITURES	ENCUMBRANCES OUTSTANDING	YEAR TO DATE EXP	AVAILABLE BALANCE	YTD/ BUD
212	STRS-EMPLOYER'S SHA	.00	.00	.00	.00	.00	.00
	TOTAL EMPLOYEE RETIREMNT & IN	.00	.00	.00	.00	.00	.00
	TOTAL STRS PICKUP	.00	.00	.00	.00	.00	.00
FUND/SCC-0229271	MEDICARE TAX						
1ST SUBTOTAL-200	EMPLOYEE RETIREMNT & INS.						
213	SOCIAL SECURITY	.00	.00	.00	.00	.00	.00
223	SOCIAL SECURITY	.00	.00	.00	.00	.00	.00
	TOTAL EMPLOYEE RETIREMNT & IN	.00	.00	.00	.00	.00	.00
	TOTAL MEDICARE TAX	.00	.00	.00	.00	.00	.00
FUND/SCC-0229272	SERS						
1ST SUBTOTAL-200	EMPLOYEE RETIREMNT & INS.						
221	SERS-EMPLOYER'S SHA	.00	6,920.47	.00	53,170.07	-53,170.07	.00
	TOTAL EMPLOYEE RETIREMNT & IN	.00	6,920.47	.00	53,170.07	-53,170.07	.00
	TOTAL SERS	.00	6,920.47	.00	53,170.07	-53,170.07	.00
FUND/SCC-0229273	SERS PICKUP						
1ST SUBTOTAL-200	EMPLOYEE RETIREMNT & INS.						
222	SERS-EMPLOYER'S SHA	.00	.00	.00	.00	.00	.00
	TOTAL EMPLOYEE RETIREMNT & IN	.00	.00	.00	.00	.00	.00
	TOTAL SERS PICKUP	.00	.00	.00	.00	.00	.00
FUND/SCC-0229275	WORKER'S COMP-AGENCY						
1ST SUBTOTAL-200	EMPLOYEE RETIREMNT & INS.						
261	WORKERS COMP-CERTIF	.00	-39,092.00	.00	225,425.13	-225,425.13	.00
262	WORKERS COMP NON-CE	.00	.00	.00	91,794.87	-91,794.87	.00
	TOTAL EMPLOYEE RETIREMNT & IN	.00	-39,092.00	.00	317,220.00	-317,220.00	.00
	TOTAL WORKER'S COMP-AGENCY	.00	-39,092.00	.00	317,220.00	-317,220.00	.00
FUND/SCC-0229282	OTHER MISC						
1ST SUBTOTAL-800	OTHER OBJECTS						
849	OTHER DUES AND FEES	.00	-366.17	.00	4,856.67	-4,856.67	.00
	TOTAL OTHER OBJECTS	.00	-366.17	.00	4,856.67	-4,856.67	.00
	TOTAL OTHER MISC	.00	-366.17	.00	4,856.67	-4,856.67	.00
FUND/SCC-0229290	ALLSTATE VOLUNTARY INSURA						
1ST SUBTOTAL-200	EMPLOYEE RETIREMNT & INS.						
242	LIFE INSURANCE	.00	18,862.44	.00	200,993.29	-200,993.29	.00
	TOTAL EMPLOYEE RETIREMNT & IN	.00	18,862.44	.00	200,993.29	-200,993.29	.00

POWERSCHOOL  
DATE: 06/09/2023  
TIME: 16:12:45

SHAKER HEIGHTS CITY SCHOOLS  
EXPENDITURE STATUS REPORT

PAGE NUMBER: 15  
EXPSTA11

SELECTION CRITERIA: ALL  
ACCOUNTING PERIOD: 11/23

SORTED BY: FUND/SCC,1ST SUBTOTAL,ACCOUNT  
TOTALLED ON: FUND/SCC,1ST SUBTOTAL  
PAGE BREAKS ON:

FUND/SCC-0229290 ALLSTATE VOLUNTARY INSURA  
1ST SUBTOTAL-200 ALLSTATE VOLUNTARY INSURA

ACCOUNT	TITLE	BUDGET	PERIOD EXPENDITURES	ENCUMBRANCES OUTSTANDING	YEAR TO DATE EXP	AVAILABLE BALANCE	YTD/ BUD
TOTAL ALLSTATE VOLUNTARY INSU		.00	18,862.44	.00	200,993.29	-200,993.29	.00
FUND/SCC-0229291 LINCOLN NATIONAL LTD							
1ST SUBTOTAL-200 EMPLOYEE RETIREMNT & INS.							
242 LIFE INSURANCE		.00	4,511.59	.00	48,657.00	-48,657.00	.00
TOTAL EMPLOYEE RETIREMNT & IN		.00	4,511.59	.00	48,657.00	-48,657.00	.00
TOTAL LINCOLN NATIONAL LTD		.00	4,511.59	.00	48,657.00	-48,657.00	.00
FUND/SCC-0229293 MEDICAL MUTUAL FLEX PLAN							
1ST SUBTOTAL-800 OTHER OBJECTS							
849 OTHER DUES AND FEES		.00	1,015.20	.00	9,747.00	-9,747.00	.00
859 OTHER INSURANCE		.00	18,219.63	.00	264,088.94	-264,088.94	.00
TOTAL OTHER OBJECTS		.00	19,234.83	.00	273,835.94	-273,835.94	.00
TOTAL MEDICAL MUTUAL FLEX PLA		.00	19,234.83	.00	273,835.94	-273,835.94	.00
FUND/SCC-0229294 LEGAL SHIELD EMPLOYEE PD							
1ST SUBTOTAL-200 EMPLOYEE RETIREMNT & INS.							
242 LIFE INSURANCE		.00	1,427.70	.00	14,454.77	-14,454.77	.00
TOTAL EMPLOYEE RETIREMNT & IN		.00	1,427.70	.00	14,454.77	-14,454.77	.00
TOTAL LEGAL SHIELD EMPLOYEE P		.00	1,427.70	.00	14,454.77	-14,454.77	.00
FUND/SCC-0229801 HATHAWAY BROWN-AGENCY							
1ST SUBTOTAL-100 PERSONAL SERVICES							
111 REGULAR		.00	.00	.00	33,724.34	-33,724.34	.00
TOTAL PERSONAL SERVICES		.00	.00	.00	33,724.34	-33,724.34	.00
1ST SUBTOTAL-200 EMPLOYEE RETIREMNT & INS.							
211 STRS-EMPLOYER'S SHA		.00	.00	.00	4,721.41	-4,721.41	.00
213 SOCIAL SECURITY		.00	.00	.00	470.04	-470.04	.00
241 MEDICAL/HOSPITALIZA		.00	.00	.00	6,620.20	-6,620.20	.00
242 LIFE INSURANCE		.00	.00	.00	32.00	-32.00	.00
243 DENTAL INSURANCE		.00	.00	.00	483.90	-483.90	.00
249 CERTIFIED OTHER INS		.00	.00	.00	1,643.60	-1,643.60	.00
TOTAL EMPLOYEE RETIREMNT & IN		.00	.00	.00	13,971.15	-13,971.15	.00
1ST SUBTOTAL-400 PURCHASED SERVICES							
415 MANAGEMENT SERVICES		.00	.00	.00	-3,742.07	3,742.07	.00
TOTAL PURCHASED SERVICES		.00	.00	.00	-3,742.07	3,742.07	.00
TOTAL HATHAWAY BROWN-AGENCY		.00	.00	.00	43,953.42	-43,953.42	.00
FUND/SCC-0229802 LAUREL SCHOOL-AGENCY							

POWERSCHOOL  
DATE: 06/09/2023  
TIME: 16:12:45

SHAKER HEIGHTS CITY SCHOOLS  
EXPENDITURE STATUS REPORT

PAGE NUMBER: 16  
EXPSTA11

SELECTION CRITERIA: ALL  
ACCOUNTING PERIOD: 11/23

SORTED BY: FUND/SCC,1ST SUBTOTAL,ACCOUNT  
TOTALLED ON: FUND/SCC,1ST SUBTOTAL  
PAGE BREAKS ON:

FUND/SCC-0229802 LAUREL SCHOOL-AGENCY  
1ST SUBTOTAL-100 LAUREL SCHOOL-AGENCY

ACCOUNT	TITLE	BUDGET	PERIOD EXPENDITURES	ENCUMBRANCES OUTSTANDING	YEAR TO DATE EXP	AVAILABLE BALANCE	YTD/ BUD
1ST SUBTOTAL-100	PERSONAL SERVICES						
111	REGULAR	.00	8,229.66	.00	88,413.41	-88,413.41	.00
121	SICK LEAVE	.00	.00	.00	1,048.13	-1,048.13	.00
	TOTAL PERSONAL SERVICES	.00	8,229.66	.00	89,461.54	-89,461.54	.00
1ST SUBTOTAL-200	EMPLOYEE RETIREMNT & INS.						
211	STRS-EMPLOYER'S SHA	.00	1,152.16	.00	12,524.63	-12,524.63	.00
213	SOCIAL SECURITY	.00	115.18	.00	1,253.90	-1,253.90	.00
241	MEDICAL/HOSPITALIZA	.00	1,456.44	.00	15,160.24	-15,160.24	.00
242	LIFE INSURANCE	.00	6.40	.00	70.40	-70.40	.00
243	DENTAL INSURANCE	.00	96.78	.00	1,064.58	-1,064.58	.00
249	CERTIFIED OTHER INS	.00	361.60	.00	3,763.88	-3,763.88	.00
	TOTAL EMPLOYEE RETIREMNT & IN	.00	3,188.56	.00	33,837.63	-33,837.63	.00
1ST SUBTOTAL-400	PURCHASED SERVICES						
415	MANAGEMENT SERVICES	.00	1,551.15	.00	1,551.15	-1,551.15	.00
	TOTAL PURCHASED SERVICES	.00	1,551.15	.00	1,551.15	-1,551.15	.00
	TOTAL LAUREL SCHOOL-AGENCY	.00	12,969.37	.00	124,850.32	-124,850.32	.00
FUND/SCC-0229804	GRANT HOLDING ACCOUNT						
1ST SUBTOTAL-400	PURCHASED SERVICES						
419	OTHER PROF. & TECH.	.00	.00	.00	-134,167.00	134,167.00	.00
	TOTAL PURCHASED SERVICES	.00	.00	.00	-134,167.00	134,167.00	.00
1ST SUBTOTAL-500	SUPPLIES AND MATERIALS						
511	CLASSROOM SUPPLIES	.00	-640.00	.00	34,862.86	-34,862.86	.00
	TOTAL SUPPLIES AND MATERIALS	.00	-640.00	.00	34,862.86	-34,862.86	.00
1ST SUBTOTAL-600	CAPITAL OUTLAY						
630	IMPROVEMENTS NON BU	.00	.00	.00	-114,768.75	114,768.75	.00
	TOTAL CAPITAL OUTLAY	.00	.00	.00	-114,768.75	114,768.75	.00
1ST SUBTOTAL-800	OTHER OBJECTS						
856	BENEFITS AND CLAIMS	.00	.00	.00	-375,000.00	375,000.00	.00
	TOTAL OTHER OBJECTS	.00	.00	.00	-375,000.00	375,000.00	.00
	TOTAL GRANT HOLDING ACCOUNT	.00	-640.00	.00	-589,072.89	589,072.89	.00
FUND/SCC-0229806	UNIVERSITY SCHOOL-AGENCY						
1ST SUBTOTAL-100	PERSONAL SERVICES						
111	REGULAR	.00	7,766.68	.00	83,316.01	-83,316.01	.00
121	SICK LEAVE	.00	.00	.00	989.17	-989.17	.00
122	PERSONAL LEAVE	.00	.00	.00	123.65	-123.65	.00
	TOTAL PERSONAL SERVICES	.00	7,766.68	.00	84,428.83	-84,428.83	.00

POWERSCHOOL  
DATE: 06/09/2023  
TIME: 16:12:45

SHAKER HEIGHTS CITY SCHOOLS  
EXPENDITURE STATUS REPORT

PAGE NUMBER: 17  
EXPSTA11

SELECTION CRITERIA: ALL  
ACCOUNTING PERIOD: 11/23

SORTED BY: FUND/SCC,1ST SUBTOTAL,ACCOUNT  
TOTALED ON: FUND/SCC,1ST SUBTOTAL  
PAGE BREAKS ON:

FUND/SCC-0229806 UNIVERSITY SCHOOL-AGENCY  
1ST SUBTOTAL-200 UNIVERSITY SCHOOL-AGENCY

ACCOUNT	TITLE	BUDGET	PERIOD EXPENDITURES	ENCUMBRANCES OUTSTANDING	YEAR TO DATE EXP	AVAILABLE BALANCE	YTD/ BUD
1ST SUBTOTAL-200	EMPLOYEE RETIREMNT & INS.						
211	STRS-EMPLOYER'S SHA	.00	1,087.34	.00	11,820.07	-11,820.07	.00
213	SOCIAL SECURITY	.00	108.46	.00	1,180.85	-1,180.85	.00
241	MEDICAL/HOSPITALIZA	.00	1,456.44	.00	15,160.24	-15,160.24	.00
242	LIFE INSURANCE	.00	6.40	.00	70.40	-70.40	.00
243	DENTAL INSURANCE	.00	96.78	.00	1,064.58	-1,064.58	.00
249	CERTIFIED OTHER INS	.00	361.60	.00	3,763.88	-3,763.88	.00
	TOTAL EMPLOYEE RETIREMNT & IN	.00	3,117.02	.00	33,060.02	-33,060.02	.00
1ST SUBTOTAL-400	PURCHASED SERVICES						
415	MANAGEMENT SERVICES	.00	-1,551.15	.00	1,477.70	-1,477.70	.00
	TOTAL PURCHASED SERVICES	.00	-1,551.15	.00	1,477.70	-1,477.70	.00
	TOTAL UNIVERSITY SCHOOL-AGENC	.00	9,332.55	.00	118,966.55	-118,966.55	.00
FUND/SCC-0240000	EMP. BEN/SELF INS.PRESCRI						
1ST SUBTOTAL-800	OTHER OBJECTS						
856	BENEFITS AND CLAIMS	.00	312,219.78	.00	2,394,190.68	-2,394,190.68	.00
	TOTAL OTHER OBJECTS	.00	312,219.78	.00	2,394,190.68	-2,394,190.68	.00
	TOTAL EMP. BEN/SELF INS.PRESC	.00	312,219.78	.00	2,394,190.68	-2,394,190.68	.00
FUND/SCC-0249261	EMP. BEN/SELF INS./DENTAL						
1ST SUBTOTAL-400	PURCHASED SERVICES						
491	THIRD PARTY ADMINIS	.00	2,552.00	.00	27,762.32	-27,762.32	.00
	TOTAL PURCHASED SERVICES	.00	2,552.00	.00	27,762.32	-27,762.32	.00
1ST SUBTOTAL-800	OTHER OBJECTS						
856	BENEFITS AND CLAIMS	.00	49,191.20	.00	545,673.02	-545,673.02	.00
	TOTAL OTHER OBJECTS	.00	49,191.20	.00	545,673.02	-545,673.02	.00
	TOTAL EMP. BEN/SELF INS./DENT	.00	51,743.20	.00	573,435.34	-573,435.34	.00
FUND/SCC-0249262	EMP. BEN/SELF INS./HEALTH						
1ST SUBTOTAL-400	PURCHASED SERVICES						
491	THIRD PARTY ADMINIS	.00	27,055.44	.00	292,704.55	-292,704.55	.00
492	STOP LOSS INSURANCE	.00	98,005.07	.00	953,309.43	-953,309.43	.00
499	OTHER PURCHASED SER	.00	4,100.00	.00	45,100.00	-45,100.00	.00
	TOTAL PURCHASED SERVICES	.00	129,160.51	.00	1,291,113.98	-1,291,113.98	.00
1ST SUBTOTAL-800	OTHER OBJECTS						
856	BENEFITS AND CLAIMS	.00	902,312.69	.00	10,155,393.51	-10,155,393.51	.00
889	OTHER AWARDS AND PR	.00	755.00	8,900.00	37,076.33	-45,976.33	.00
	TOTAL OTHER OBJECTS	.00	903,067.69	8,900.00	10,192,469.84	-10,201,369.84	.00
	TOTAL EMP. BEN/SELF INS./HEAL	.00	1,032,228.20	8,900.00	11,483,583.82	-11,492,483.82	.00

POWERSCHOOL  
DATE: 06/09/2023  
TIME: 16:12:45

SHAKER HEIGHTS CITY SCHOOLS  
EXPENDITURE STATUS REPORT

PAGE NUMBER: 18  
EXPSTA11

SELECTION CRITERIA: ALL  
ACCOUNTING PERIOD: 11/23

SORTED BY: FUND/SCC,1ST SUBTOTAL,ACCOUNT  
TOTALLED ON: FUND/SCC,1ST SUBTOTAL  
PAGE BREAKS ON:

FUND/SCC-0249262 EMP. BEN/SELF INS./HEALTH  
1ST SUBTOTAL-800 EMP. BEN/SELF INS./HEALTH

ACCOUNT	TITLE	BUDGET	PERIOD EXPENDITURES	ENCUMBRANCES OUTSTANDING	YEAR TO DATE EXP	AVAILABLE BALANCE	YTD/ BUD
FUND/SCC-0249264 EMP. BEN/SELF INS./COBRA							
1ST SUBTOTAL-800 OTHER OBJECTS							
856	BENEFITS AND CLAIMS	.00	148.95	.00	5,401.91	-5,401.91	.00
	TOTAL OTHER OBJECTS	.00	148.95	.00	5,401.91	-5,401.91	.00
	TOTAL EMP. BEN/SELF INS./COBR	.00	148.95	.00	5,401.91	-5,401.91	.00
FUND/SCC-0249270 DEARBORN LIFE INSURANCE							
1ST SUBTOTAL-200 EMPLOYEE RETIREMNT & INS.							
242	LIFE INSURANCE	.00	5,250.56	.00	57,178.88	-57,178.88	.00
	TOTAL EMPLOYEE RETIREMNT & IN	.00	5,250.56	.00	57,178.88	-57,178.88	.00
	TOTAL DEARBORN LIFE INSURANCE	.00	5,250.56	.00	57,178.88	-57,178.88	.00
FUND/SCC-2009500 GLOBAL FRIENDSHIP CLUB							
1ST SUBTOTAL-500 SUPPLIES AND MATERIALS							
519	OTHER GENERAL SUPPL	.00	250.00	.00	415.61	-415.61	.00
	TOTAL SUPPLIES AND MATERIALS	.00	250.00	.00	415.61	-415.61	.00
	TOTAL GLOBAL FRIENDSHIP CLUB	.00	250.00	.00	415.61	-415.61	.00
FUND/SCC-2009501 BOOKSTORE							
1ST SUBTOTAL-500 SUPPLIES AND MATERIALS							
519	OTHER GENERAL SUPPL	.00	.00	.00	7,056.50	-7,056.50	.00
	TOTAL SUPPLIES AND MATERIALS	.00	.00	.00	7,056.50	-7,056.50	.00
	TOTAL BOOKSTORE	.00	.00	.00	7,056.50	-7,056.50	.00
FUND/SCC-2009502 CHEERLEADERS							
1ST SUBTOTAL-500 SUPPLIES AND MATERIALS							
519	OTHER GENERAL SUPPL	.00	1,230.39	5,154.53	6,949.67	-12,104.20	.00
	TOTAL SUPPLIES AND MATERIALS	.00	1,230.39	5,154.53	6,949.67	-12,104.20	.00
1ST SUBTOTAL-800 OTHER OBJECTS							
849	OTHER DUES AND FEES	.00	4,000.00	.00	4,000.00	-4,000.00	.00
	TOTAL OTHER OBJECTS	.00	4,000.00	.00	4,000.00	-4,000.00	.00
	TOTAL CHEERLEADERS	.00	5,230.39	5,154.53	10,949.67	-16,104.20	.00
FUND/SCC-2009503 ACADEMIC CHALLENGE							
1ST SUBTOTAL-500 SUPPLIES AND MATERIALS							
519	OTHER GENERAL SUPPL	.00	.00	.00	120.00	-120.00	.00
569	OTHER	.00	.00	.00	55.00	-55.00	.00
	TOTAL SUPPLIES AND MATERIALS	.00	.00	.00	175.00	-175.00	.00

POWERSCHOOL  
DATE: 06/09/2023  
TIME: 16:12:45

SHAKER HEIGHTS CITY SCHOOLS  
EXPENDITURE STATUS REPORT

PAGE NUMBER: 19  
EXPSTA11

SELECTION CRITERIA: ALL  
ACCOUNTING PERIOD: 11/23

SORTED BY: FUND/SCC,1ST SUBTOTAL,ACCOUNT  
TOTALLED ON: FUND/SCC,1ST SUBTOTAL  
PAGE BREAKS ON:

FUND/SCC-2009503 ACADEMIC CHALLENGE  
1ST SUBTOTAL-500 ACADEMIC CHALLENGE

ACCOUNT	TITLE	BUDGET	PERIOD EXPENDITURES	ENCUMBRANCES OUTSTANDING	YEAR TO DATE EXP	AVAILABLE BALANCE	YTD/ BUD
TOTAL ACADEMIC CHALLENGE		.00	.00	.00	175.00	-175.00	.00
FUND/SCC-2009504 MS DRILL TEAM							
1ST SUBTOTAL-500 SUPPLIES AND MATERIALS							
519 OTHER GENERAL SUPPL		.00	232.66	.00	232.66	-232.66	.00
TOTAL SUPPLIES AND MATERIALS		.00	232.66	.00	232.66	-232.66	.00
TOTAL MS DRILL TEAM		.00	232.66	.00	232.66	-232.66	.00
FUND/SCC-2009506 YOUTH ENDING HUNGER							
1ST SUBTOTAL-500 SUPPLIES AND MATERIALS							
519 OTHER GENERAL SUPPL		.00	.00	571.63	1,068.71	-1,640.34	.00
569 OTHER		.00	.00	.00	67.03	-67.03	.00
TOTAL SUPPLIES AND MATERIALS		.00	.00	571.63	1,135.74	-1,707.37	.00
1ST SUBTOTAL-800 OTHER OBJECTS							
889 OTHER AWARDS AND PR		.00	60.00	.00	560.00	-560.00	.00
TOTAL OTHER OBJECTS		.00	60.00	.00	560.00	-560.00	.00
TOTAL YOUTH ENDING HUNGER		.00	60.00	571.63	1,695.74	-2,267.37	.00
FUND/SCC-2009508 AFRICAN AMERICAN CULTURE							
1ST SUBTOTAL-500 SUPPLIES AND MATERIALS							
519 OTHER GENERAL SUPPL		.00	.00	.00	242.00	-242.00	.00
TOTAL SUPPLIES AND MATERIALS		.00	.00	.00	242.00	-242.00	.00
TOTAL AFRICAN AMERICAN CULTUR		.00	.00	.00	242.00	-242.00	.00
FUND/SCC-2009509 CHOIR							
1ST SUBTOTAL-500 SUPPLIES AND MATERIALS							
519 OTHER GENERAL SUPPL		.00	.00	.00	363.00	-363.00	.00
TOTAL SUPPLIES AND MATERIALS		.00	.00	.00	363.00	-363.00	.00
TOTAL CHOIR		.00	.00	.00	363.00	-363.00	.00
FUND/SCC-2009512 MIDDLE SCHOOL MODEL UN							
1ST SUBTOTAL-400 PURCHASED SERVICES							
432 CERTIFIED MEETING E		.00	128.00	64.00	128.00	-192.00	.00
TOTAL PURCHASED SERVICES		.00	128.00	64.00	128.00	-192.00	.00
1ST SUBTOTAL-800 OTHER OBJECTS							
849 OTHER DUES AND FEES		.00	9,775.00	.00	9,775.00	-9,775.00	.00
TOTAL OTHER OBJECTS		.00	9,775.00	.00	9,775.00	-9,775.00	.00
TOTAL MIDDLE SCHOOL MODEL UN		.00	9,903.00	64.00	9,903.00	-9,967.00	.00

POWERSCHOOL  
DATE: 06/09/2023  
TIME: 16:12:45

SHAKER HEIGHTS CITY SCHOOLS  
EXPENDITURE STATUS REPORT

PAGE NUMBER: 20  
EXPSTA11

SELECTION CRITERIA: ALL  
ACCOUNTING PERIOD: 11/23

SORTED BY: FUND/SCC,1ST SUBTOTAL,ACCOUNT  
TOTALLED ON: FUND/SCC,1ST SUBTOTAL  
PAGE BREAKS ON:

FUND/SCC-2009521 DRAMA  
1ST SUBTOTAL-400 DRAMA

ACCOUNT	- - - - TITLE - - - -	BUDGET	PERIOD EXPENDITURES	ENCUMBRANCES OUTSTANDING	YEAR TO DATE EXP	AVAILABLE BALANCE	YTD/ BUD
FUND/SCC-2009521 DRAMA							
1ST SUBTOTAL-400 PURCHASED SERVICES							
419	OTHER PROF. & TECH.	.00	1,577.00	495.00	5,439.65	-5,934.65	.00
	TOTAL PURCHASED SERVICES	.00	1,577.00	495.00	5,439.65	-5,934.65	.00
1ST SUBTOTAL-500 SUPPLIES AND MATERIALS							
519	OTHER GENERAL SUPPL	.00	-50.47	946.90	6,775.60	-7,722.50	.00
569	OTHER	.00	.00	159.23	75.26	-234.49	.00
	TOTAL SUPPLIES AND MATERIALS	.00	-50.47	1,106.13	6,850.86	-7,956.99	.00
1ST SUBTOTAL-800 OTHER OBJECTS							
849	OTHER DUES AND FEES	.00	.00	200.00	1,174.00	-1,374.00	.00
	TOTAL OTHER OBJECTS	.00	.00	200.00	1,174.00	-1,374.00	.00
	TOTAL DRAMA	.00	1,526.53	1,801.13	13,464.51	-15,265.64	.00
FUND/SCC-2009525 LATIN CLUB							
1ST SUBTOTAL-500 SUPPLIES AND MATERIALS							
519	OTHER GENERAL SUPPL	35.95	158.00	.00	913.47	-877.52	2540.95
	TOTAL SUPPLIES AND MATERIALS	35.95	158.00	.00	913.47	-877.52	2540.95
	TOTAL LATIN CLUB	35.95	158.00	.00	913.47	-877.52	2540.95
FUND/SCC-2009528 GRISTMILL							
1ST SUBTOTAL-400 PURCHASED SERVICES							
432	CERTIFIED MEETING E	.00	.00	.00	3,120.00	-3,120.00	.00
	TOTAL PURCHASED SERVICES	.00	.00	.00	3,120.00	-3,120.00	.00
1ST SUBTOTAL-500 SUPPLIES AND MATERIALS							
519	OTHER GENERAL SUPPL	.00	16,983.91	.00	20,473.59	-20,473.59	.00
	TOTAL SUPPLIES AND MATERIALS	.00	16,983.91	.00	20,473.59	-20,473.59	.00
	TOTAL GRISTMILL	.00	16,983.91	.00	23,593.59	-23,593.59	.00
FUND/SCC-2009530 THE ALLIANCE							
1ST SUBTOTAL-500 SUPPLIES AND MATERIALS							
519	OTHER GENERAL SUPPL	.00	.00	.00	133.81	-133.81	.00
	TOTAL SUPPLIES AND MATERIALS	.00	.00	.00	133.81	-133.81	.00
	TOTAL THE ALLIANCE	.00	.00	.00	133.81	-133.81	.00
FUND/SCC-2009531 INSTRUMENTAL							
1ST SUBTOTAL-400 PURCHASED SERVICES							
419	OTHER PROF. & TECH.	.00	.00	730.00	1,620.00	-2,350.00	.00
432	CERTIFIED MEETING E	.00	608.23	662.00	5,556.86	-6,218.86	.00
	TOTAL PURCHASED SERVICES	.00	608.23	1,392.00	7,176.86	-8,568.86	.00

POWERSCHOOL  
DATE: 06/09/2023  
TIME: 16:12:45

SHAKER HEIGHTS CITY SCHOOLS  
EXPENDITURE STATUS REPORT

PAGE NUMBER: 21  
EXPSTA11

SELECTION CRITERIA: ALL  
ACCOUNTING PERIOD: 11/23

SORTED BY: FUND/SCC,1ST SUBTOTAL,ACCOUNT  
TOTALLED ON: FUND/SCC,1ST SUBTOTAL  
PAGE BREAKS ON:

FUND/SCC-2009531 INSTRUMENTAL  
1ST SUBTOTAL-400 INSTRUMENTAL

ACCOUNT	- - - - - TITLE - - - - -	BUDGET	PERIOD EXPENDITURES	ENCUMBRANCES OUTSTANDING	YEAR TO DATE EXP	AVAILABLE BALANCE	YTD/ BUD
1ST SUBTOTAL-500 SUPPLIES AND MATERIALS							
519	OTHER GENERAL SUPPL	.00	.00	1,947.92	21,038.14	-22,986.06	.00
	TOTAL SUPPLIES AND MATERIALS	.00	.00	1,947.92	21,038.14	-22,986.06	.00
	TOTAL INSTRUMENTAL	.00	608.23	3,339.92	28,215.00	-31,554.92	.00
FUND/SCC-2009534 RUGBY CLUB							
1ST SUBTOTAL-500 SUPPLIES AND MATERIALS							
519	OTHER GENERAL SUPPL	1,117.50	1,048.38	.00	1,258.12	-140.62	112.58
569	OTHER	.00	.00	382.77	.00	-382.77	.00
	TOTAL SUPPLIES AND MATERIALS	1,117.50	1,048.38	382.77	1,258.12	-523.39	146.84
1ST SUBTOTAL-800 OTHER OBJECTS							
849	OTHER DUES AND FEES	.00	644.48	.00	1,055.60	-1,055.60	.00
	TOTAL OTHER OBJECTS	.00	644.48	.00	1,055.60	-1,055.60	.00
	TOTAL RUGBY CLUB	1,117.50	1,692.86	382.77	2,313.72	-1,578.99	241.30
FUND/SCC-2009535 MODEL UN							
1ST SUBTOTAL-500 SUPPLIES AND MATERIALS							
519	OTHER GENERAL SUPPL	.00	.00	.00	22.98	-22.98	.00
	TOTAL SUPPLIES AND MATERIALS	.00	.00	.00	22.98	-22.98	.00
	TOTAL MODEL UN	.00	.00	.00	22.98	-22.98	.00
FUND/SCC-2009539 ECOLOGY CLUB							
1ST SUBTOTAL-800 OTHER OBJECTS							
889	OTHER AWARDS AND PR	.00	120.00	.00	120.00	-120.00	.00
	TOTAL OTHER OBJECTS	.00	120.00	.00	120.00	-120.00	.00
	TOTAL ECOLOGY CLUB	.00	120.00	.00	120.00	-120.00	.00
FUND/SCC-2009545 HS STUDENT COUNCIL							
1ST SUBTOTAL-500 SUPPLIES AND MATERIALS							
519	OTHER GENERAL SUPPL	.00	.00	.00	559.87	-559.87	.00
569	OTHER	.00	.00	.00	156.43	-156.43	.00
	TOTAL SUPPLIES AND MATERIALS	.00	.00	.00	716.30	-716.30	.00
	TOTAL HS STUDENT COUNCIL	.00	.00	.00	716.30	-716.30	.00
FUND/SCC-2009547 MINORITY ACHIEVE GIRLS							
1ST SUBTOTAL-500 SUPPLIES AND MATERIALS							
519	OTHER GENERAL SUPPL	.00	.00	46.68	.00	-46.68	.00
	TOTAL SUPPLIES AND MATERIALS	.00	.00	46.68	.00	-46.68	.00



POWERSCHOOL  
DATE: 06/09/2023  
TIME: 16:12:45

SHAKER HEIGHTS CITY SCHOOLS  
EXPENDITURE STATUS REPORT

PAGE NUMBER: 22  
EXPSTA11

SELECTION CRITERIA: ALL  
ACCOUNTING PERIOD: 11/23

SORTED BY: FUND/SCC,1ST SUBTOTAL,ACCOUNT  
TOTALLED ON: FUND/SCC,1ST SUBTOTAL  
PAGE BREAKS ON:

FUND/SCC-2009547 MINORITY ACHIEVE GIRLS  
1ST SUBTOTAL-500 MINORITY ACHIEVE GIRLS

ACCOUNT	- - - - TITLE - - - -	BUDGET	PERIOD EXPENDITURES	ENCUMBRANCES OUTSTANDING	YEAR TO DATE EXP	AVAILABLE BALANCE	YTD/ BUD
	TOTAL MINORITY ACHIEVE GIRLS	.00	.00	46.68	.00	-46.68	.00
FUND/SCC-2009553 SKI CLUB							
1ST SUBTOTAL-400	PURCHASED SERVICES						
419	OTHER PROF. & TECH.	.00	.00	.00	31,264.51	-31,264.51	.00
439	OTHER TRAV./MEET EX	.00	.00	.00	12,000.00	-12,000.00	.00
489	TRANSPORTATION OTHR	.00	.00	.00	3,560.00	-3,560.00	.00
	TOTAL PURCHASED SERVICES	.00	.00	.00	46,824.51	-46,824.51	.00
1ST SUBTOTAL-500	SUPPLIES AND MATERIALS						
519	OTHER GENERAL SUPPL	.00	.00	.00	678.38	-678.38	.00
	TOTAL SUPPLIES AND MATERIALS	.00	.00	.00	678.38	-678.38	.00
	TOTAL SKI CLUB	.00	.00	.00	47,502.89	-47,502.89	.00
FUND/SCC-2009555 STUDENT COUNCIL NOT HS							
1ST SUBTOTAL-200	EMPLOYEE RETIREMNT & INS.						
233	MEETING EXPENSE-SUP	.00	.00	.00	1,825.80	-1,825.80	.00
	TOTAL EMPLOYEE RETIREMNT & IN	.00	.00	.00	1,825.80	-1,825.80	.00
1ST SUBTOTAL-400	PURCHASED SERVICES						
419	OTHER PROF. & TECH.	.00	.00	.00	2,524.00	-2,524.00	.00
	TOTAL PURCHASED SERVICES	.00	.00	.00	2,524.00	-2,524.00	.00
1ST SUBTOTAL-500	SUPPLIES AND MATERIALS						
519	OTHER GENERAL SUPPL	.00	.00	.00	925.46	-925.46	.00
	TOTAL SUPPLIES AND MATERIALS	.00	.00	.00	925.46	-925.46	.00
	TOTAL STUDENT COUNCIL NOT HS	.00	.00	.00	5,275.26	-5,275.26	.00
FUND/SCC-2009560 FY 05 - ULTIMATE DISC							
1ST SUBTOTAL-500	SUPPLIES AND MATERIALS						
519	OTHER GENERAL SUPPL	.00	.00	.00	419.40	-419.40	.00
	TOTAL SUPPLIES AND MATERIALS	.00	.00	.00	419.40	-419.40	.00
	TOTAL FY 05 - ULTIMATE DISC	.00	.00	.00	419.40	-419.40	.00
FUND/SCC-2009571 MIDDLE SCHOOL CHEERLEADER							
1ST SUBTOTAL-500	SUPPLIES AND MATERIALS						
519	OTHER GENERAL SUPPL	.00	-232.66	.00	-232.66	232.66	.00
	TOTAL SUPPLIES AND MATERIALS	.00	-232.66	.00	-232.66	232.66	.00
	TOTAL MIDDLE SCHOOL CHEERLEAD	.00	-232.66	.00	-232.66	232.66	.00
FUND/SCC-2009576 SANKOFA							
1ST SUBTOTAL-400	PURCHASED SERVICES						

POWERSCHOOL  
DATE: 06/09/2023  
TIME: 16:12:45

SHAKER HEIGHTS CITY SCHOOLS  
EXPENDITURE STATUS REPORT

PAGE NUMBER: 23  
EXPSTA11

SELECTION CRITERIA: ALL  
ACCOUNTING PERIOD: 11/23

SORTED BY: FUND/SCC,1ST SUBTOTAL,ACCOUNT  
TOTALLED ON: FUND/SCC,1ST SUBTOTAL  
PAGE BREAKS ON:

FUND/SCC-2009576 SANKOFA  
1ST SUBTOTAL-400 SANKOFA

ACCOUNT	- - - - TITLE - - - -	BUDGET	PERIOD EXPENDITURES	ENCUMBRANCES OUTSTANDING	YEAR TO DATE EXP	AVAILABLE BALANCE	YTD/ BUD.
419	OTHER PROF. & TECH.	.00	.00	.00	2,800.00	-2,800.00	.00
	TOTAL PURCHASED SERVICES	.00	.00	.00	2,800.00	-2,800.00	.00
1ST SUBTOTAL-500 SUPPLIES AND MATERIALS							
519	OTHER GENERAL SUPPL	.00	.00	.00	6,331.46	-6,331.46	.00
	TOTAL SUPPLIES AND MATERIALS	.00	.00	.00	6,331.46	-6,331.46	.00
	TOTAL SANKOFA	.00	.00	.00	9,131.46	-9,131.46	.00
FUND/SCC-2009586 RAIDERETTES (STUDENT ACTI							
1ST SUBTOTAL-500 SUPPLIES AND MATERIALS							
519	OTHER GENERAL SUPPL	.00	.00	.00	2,520.75	-2,520.75	.00
	TOTAL SUPPLIES AND MATERIALS	.00	.00	.00	2,520.75	-2,520.75	.00
	TOTAL RAIDERETTES (STUDENT AC	.00	.00	.00	2,520.75	-2,520.75	.00
FUND/SCC-2009598 IMPROV TEAM							
1ST SUBTOTAL-400 PURCHASED SERVICES							
419	OTHER PROF. & TECH.	.00	.00	200.00	265.00	-465.00	.00
	TOTAL PURCHASED SERVICES	.00	.00	200.00	265.00	-465.00	.00
	TOTAL IMPROV TEAM	.00	.00	200.00	265.00	-465.00	.00
FUND/SCC-2009605 CLASS OF 2023							
1ST SUBTOTAL-400 PURCHASED SERVICES							
419	OTHER PROF. & TECH.	.00	22,353.00	.00	35,453.00	-35,453.00	.00
	TOTAL PURCHASED SERVICES	.00	22,353.00	.00	35,453.00	-35,453.00	.00
1ST SUBTOTAL-500 SUPPLIES AND MATERIALS							
519	OTHER GENERAL SUPPL	.00	.00	.00	3,407.00	-3,407.00	.00
569	OTHER	.00	8,206.33	1,206.33	8,206.33	-9,412.66	.00
	TOTAL SUPPLIES AND MATERIALS	.00	8,206.33	1,206.33	11,613.33	-12,819.66	.00
	TOTAL CLASS OF 2023	.00	30,559.33	1,206.33	47,066.33	-48,272.66	.00
FUND/SCC-2009609 MOCK TRIAL-HIGH SCHOOL							
1ST SUBTOTAL-800 OTHER OBJECTS							
849	OTHER DUES AND FEES	.00	.00	.00	890.00	-890.00	.00
	TOTAL OTHER OBJECTS	.00	.00	.00	890.00	-890.00	.00
	TOTAL MOCK TRIAL-HIGH SCHOOL	.00	.00	.00	890.00	-890.00	.00
FUND/SCC-2009610 HS CLASS OF 2024							
1ST SUBTOTAL-500 SUPPLIES AND MATERIALS							
519	OTHER GENERAL SUPPL	.00	.00	.00	841.00	-841.00	.00
	TOTAL SUPPLIES AND MATERIALS	.00	.00	.00	841.00	-841.00	.00

POWERSCHOOL  
DATE: 06/09/2023  
TIME: 16:12:45

SHAKER HEIGHTS CITY SCHOOLS  
EXPENDITURE STATUS REPORT

PAGE NUMBER: 24  
EXPSTA11

SELECTION CRITERIA: ALL  
ACCOUNTING PERIOD: 11/23

SORTED BY: FUND/SCC,1ST SUBTOTAL,ACCOUNT  
TOTALLED ON: FUND/SCC,1ST SUBTOTAL  
PAGE BREAKS ON:

FUND/SCC-2009610 HS CLASS OF 2024  
1ST SUBTOTAL-500 HS CLASS OF 2024

ACCOUNT	- - - - - TITLE - - - - -	BUDGET	PERIOD EXPENDITURES	ENCUMBRANCES OUTSTANDING	YEAR TO DATE EXP	AVAILABLE BALANCE	YTD/ BUD
	TOTAL HS CLASS OF 2024	.00	.00	.00	841.00	-841.00	.00
FUND/SCC-2009614 RAIDER ROAST							
1ST SUBTOTAL-500 SUPPLIES AND MATERIALS							
519	OTHER GENERAL SUPPL	.00	.00	.00	1,028.90	-1,028.90	.00
	TOTAL SUPPLIES AND MATERIALS	.00	.00	.00	1,028.90	-1,028.90	.00
	TOTAL RAIDER ROAST	.00	.00	.00	1,028.90	-1,028.90	.00
FUND/SCC-2009615 FIELDSTONE RIDING							
1ST SUBTOTAL-500 SUPPLIES AND MATERIALS							
519	OTHER GENERAL SUPPL	.00	.00	.00	614.16	-614.16	.00
	TOTAL SUPPLIES AND MATERIALS	.00	.00	.00	614.16	-614.16	.00
	TOTAL FIELDSTONE RIDING	.00	.00	.00	614.16	-614.16	.00
FUND/SCC-2009616 HS SKI CLUB							
1ST SUBTOTAL-400 PURCHASED SERVICES							
439	OTHER TRAV./MEET EX	.00	.00	.00	2,640.00	-2,640.00	.00
489	TRANSPORTATION OTHR	.00	.00	165.00	375.00	-540.00	.00
	TOTAL PURCHASED SERVICES	.00	.00	165.00	3,015.00	-3,180.00	.00
	TOTAL HS SKI CLUB	.00	.00	165.00	3,015.00	-3,180.00	.00
FUND/SCC-3009601 H.S. MEN'S ATHLETICS							
1ST SUBTOTAL-100 PERSONAL SERVICES							
142	TEMPORARY	.00	.00	.00	1,290.00	-1,290.00	.00
143	SUPPLEMENTAL	.00	3,411.93	.00	20,940.09	-20,940.09	.00
172	STUDENT WORKERS	.00	1,373.60	.00	5,200.10	-5,200.10	.00
	TOTAL PERSONAL SERVICES	.00	4,785.53	.00	27,430.19	-27,430.19	.00
1ST SUBTOTAL-200 EMPLOYEE RETIREMNT & INS.							
221	SERS-EMPLOYER'S SHA	.00	535.67	.00	3,513.20	-3,513.20	.00
222	SERS-EMPLOYER'S SHA	.00	.00	.00	24.20	-24.20	.00
223	SOCIAL SECURITY	.00	47.76	.00	312.24	-312.24	.00
	TOTAL EMPLOYEE RETIREMNT & IN	.00	583.43	.00	3,849.64	-3,849.64	.00
1ST SUBTOTAL-400 PURCHASED SERVICES							
419	OTHER PROF. & TECH.	.00	180.00	12,660.00	21,683.82	-34,343.82	.00
423	REPAIRS & MAINTENAN	.00	.00	9,898.96	10,101.04	-20,000.00	.00
425	RENTALS	.00	.00	.00	362.00	-362.00	.00
433	NONCERTIFIED TRAVEL	48.21	.00	.00	45.00	3.21	93.34
439	OTHER TRAV./MEET EX	.00	-10.80	.00	14,728.70	-14,728.70	.00
460	CONTRACTED SERVICES	.00	.00	.00	550.00	-550.00	.00
483	TRANSP. FROM OTHER	.00	4,576.50	14,765.00	32,108.45	-46,873.45	.00

POWERSCHOOL  
DATE: 06/09/2023  
TIME: 16:12:45

SHAKER HEIGHTS CITY SCHOOLS  
EXPENDITURE STATUS REPORT

PAGE NUMBER: 25  
EXPSTA11

SELECTION CRITERIA: ALL  
ACCOUNTING PERIOD: 11/23

SORTED BY: FUND/SCC,1ST SUBTOTAL,ACCOUNT  
TOALED ON: FUND/SCC,1ST SUBTOTAL  
PAGE BREAKS ON:

FUND/SCC-3009601 H.S. MEN'S ATHLETICS  
1ST SUBTOTAL-400 H.S. MEN'S ATHLETICS

ACCOUNT	TITLE	BUDGET	PERIOD EXPENDITURES	ENCUMBRANCES OUTSTANDING	YEAR TO DATE EXP	AVAILABLE BALANCE	YTD/ BUD
489	TRANSPORTATION OTHR	.00	4,600.00	.00	4,600.00	-4,600.00	.00
	TOTAL PURCHASED SERVICES	48.21	9,345.70	37,323.96	84,179.01	-121,454.76	252028.56
1ST SUBTOTAL-500	SUPPLIES AND MATERIALS						
516	SOFTWARE MATERIALS	.00	.00	.00	6,053.94	-6,053.94	.00
519	OTHER GENERAL SUPPL	560.00	6,865.57	17,977.60	100,270.75	-117,688.35	21115.78
560	FOOD & MATERIALS	.00	760.69	.00	3,373.68	-3,373.68	.00
582	FUEL	.00	.00	.00	190.35	-190.35	.00
	TOTAL SUPPLIES AND MATERIALS	560.00	7,626.26	17,977.60	109,888.72	-127,306.32	22833.27
1ST SUBTOTAL-600	CAPITAL OUTLAY						
640	EQUIPMENT	1,498.00	.00	.00	13,863.40	-12,365.40	925.46
	TOTAL CAPITAL OUTLAY	1,498.00	.00	.00	13,863.40	-12,365.40	925.46
1ST SUBTOTAL-800	OTHER OBJECTS						
849	OTHER DUES AND FEES	.00	2,631.00	2,065.50	50,936.57	-53,002.07	.00
880	AWARDS AND PRIZES	.00	610.50	59.90	3,827.27	-3,887.17	.00
	TOTAL OTHER OBJECTS	.00	3,241.50	2,125.40	54,763.84	-56,889.24	.00
	TOTAL H.S. MEN'S ATHLETICS	2,106.21	25,582.42	57,426.96	293,974.80	-349,295.55	16684.08
FUND/SCC-3009602	M.S. ATHLETICS						
1ST SUBTOTAL-200	EMPLOYEE RETIREMNT & INS.						
233	MEETING EXPENSE-SUP	.00	.00	.00	605.34	-605.34	.00
	TOTAL EMPLOYEE RETIREMNT & IN	.00	.00	.00	605.34	-605.34	.00
1ST SUBTOTAL-400	PURCHASED SERVICES						
419	OTHER PROF. & TECH.	.00	375.00	1,080.00	7,874.00	-8,954.00	.00
433	NONCERTIFIED TRAVEL	.00	.00	19.80	9.90	-29.70	.00
434	NONCERTIFIED MEETIN	.00	.00	.00	12.00	-12.00	.00
	TOTAL PURCHASED SERVICES	.00	375.00	1,099.80	7,895.90	-8,995.70	.00
1ST SUBTOTAL-500	SUPPLIES AND MATERIALS						
519	OTHER GENERAL SUPPL	.00	5,179.41	12,323.56	33,097.75	-45,421.31	.00
	TOTAL SUPPLIES AND MATERIALS	.00	5,179.41	12,323.56	33,097.75	-45,421.31	.00
1ST SUBTOTAL-800	OTHER OBJECTS						
849	OTHER DUES AND FEES	.00	.00	.00	165.00	-165.00	.00
	TOTAL OTHER OBJECTS	.00	.00	.00	165.00	-165.00	.00
	TOTAL M.S. ATHLETICS	.00	5,554.41	13,423.36	41,763.99	-55,187.35	.00
FUND/SCC-3009603	H.S. WOMEN'S ATHLETICS						
1ST SUBTOTAL-100	PERSONAL SERVICES						
142	TEMPORARY	.00	.00	.00	40.00	-40.00	.00
143	SUPPLEMENTAL	.00	50.00	.00	3,560.00	-3,560.00	.00

POWERSCHOOL  
DATE: 06/09/2023  
TIME: 16:12:45

SHAKER HEIGHTS CITY SCHOOLS  
EXPENDITURE STATUS REPORT

PAGE NUMBER: 26  
EXPSTA11

SELECTION CRITERIA: ALL  
ACCOUNTING PERIOD: 11/23

SORTED BY: FUND/SCC,1ST SUBTOTAL,ACCOUNT  
TOALED ON: FUND/SCC,1ST SUBTOTAL  
PAGE BREAKS ON:

FUND/SCC-3009603 H.S. WOMEN'S ATHLETICS  
1ST SUBTOTAL-100 H.S. WOMEN'S ATHLETICS

ACCOUNT	- - - - TITLE - - - -	BUDGET	PERIOD EXPENDITURES	ENCUMBRANCES OUTSTANDING	YEAR TO DATE EXP	AVAILABLE BALANCE	YTD/ BUD.
172	STUDENT WORKERS	.00	.00	.00	839.35	-839.35	.00
	TOTAL PERSONAL SERVICES	.00	50.00	.00	4,439.35	-4,439.35	.00
1ST SUBTOTAL-200	EMPLOYEE RETIREMNT & INS.						
221	SERS-EMPLOYER'S SHA	.00	7.85	.00	563.98	-563.98	.00
222	SERS-EMPLOYER'S SHA	.00	.00	.00	4.40	-4.40	.00
223	SOCIAL SECURITY	.00	.72	.00	50.44	-50.44	.00
	TOTAL EMPLOYEE RETIREMNT & IN	.00	8.57	.00	618.82	-618.82	.00
1ST SUBTOTAL-400	PURCHASED SERVICES						
419	OTHER PROF. & TECH.	.00	120.00	9,155.00	22,163.82	-31,318.82	.00
425	RENTALS	.00	.00	.00	290.00	-290.00	.00
439	OTHER TRAV./MEET EX	.00	1,339.23	.00	16,071.34	-16,071.34	.00
460	CONTRACTED SERVICES	.00	.00	.00	375.00	-375.00	.00
483	TRANSP. FROM OTHER	.00	4,576.50	21,775.00	41,603.43	-63,378.43	.00
	TOTAL PURCHASED SERVICES	.00	6,035.73	30,930.00	80,503.59	-111,433.59	.00
1ST SUBTOTAL-500	SUPPLIES AND MATERIALS						
516	SOFTWARE MATERIALS	.00	.00	.00	5,804.94	-5,804.94	.00
519	OTHER GENERAL SUPPL	560.00	2,374.65	26,548.50	51,321.67	-77,310.17	13905.39
560	FOOD & MATERIALS	.00	1,809.64	.00	7,906.12	-7,906.12	.00
582	FUEL	.00	78.48	.00	204.15	-204.15	.00
	TOTAL SUPPLIES AND MATERIALS	560.00	4,262.77	26,548.50	65,236.88	-91,225.38	16390.25
1ST SUBTOTAL-600	CAPITAL OUTLAY						
640	EQUIPMENT	1,712.80	.00	.00	11,461.92	-9,749.12	669.19
	TOTAL CAPITAL OUTLAY	1,712.80	.00	.00	11,461.92	-9,749.12	669.19
1ST SUBTOTAL-800	OTHER OBJECTS						
849	OTHER DUES AND FEES	.00	2,135.00	2,416.50	28,326.65	-30,743.15	.00
880	AWARDS AND PRIZES	.00	610.50	63.80	4,985.62	-5,049.42	.00
	TOTAL OTHER OBJECTS	.00	2,745.50	2,480.30	33,312.27	-35,792.57	.00
	TOTAL H.S. WOMEN'S ATHLETICS	2,272.80	13,102.57	59,958.80	195,572.83	-253,258.83	11243.03
FUND/SCC-3009605	GIRLS SOCCER FUNDRAISER						
1ST SUBTOTAL-500	SUPPLIES AND MATERIALS						
519	OTHER GENERAL SUPPL	.00	.00	.00	26.00	-26.00	.00
	TOTAL SUPPLIES AND MATERIALS	.00	.00	.00	26.00	-26.00	.00
	TOTAL GIRLS SOCCER FUNDRAISER	.00	.00	.00	26.00	-26.00	.00
FUND/SCC-3009606	GIRLS BASKETBALL FUND						
1ST SUBTOTAL-500	SUPPLIES AND MATERIALS						
519	OTHER GENERAL SUPPL	.00	.00	.00	888.51	-888.51	.00
	TOTAL SUPPLIES AND MATERIALS	.00	.00	.00	888.51	-888.51	.00

POWERSCHOOL  
DATE: 06/09/2023  
TIME: 16:12:45

SHAKER HEIGHTS CITY SCHOOLS  
EXPENDITURE STATUS REPORT

PAGE NUMBER: 27  
EXPSTA11

SELECTION CRITERIA: ALL  
ACCOUNTING PERIOD: 11/23

SORTED BY: FUND/SCC,1ST SUBTOTAL,ACCOUNT  
TOTALLED ON: FUND/SCC,1ST SUBTOTAL  
PAGE BREAKS ON:

FUND/SCC-3009606 GIRLS BASKETBALL FUND  
1ST SUBTOTAL-500 GIRLS BASKETBALL FUND

ACCOUNT	- - - - - TITLE - - - - -	BUDGET	PERIOD EXPENDITURES	ENCUMBRANCES OUTSTANDING	YEAR TO DATE EXP	AVAILABLE BALANCE	YTD/ BUD
	TOTAL GIRLS BASKETBALL FUND	.00	.00	.00	888.51	-888.51	.00
FUND/SCC-3009607 GIRLS SOFTBALL FUNDRAISER							
1ST SUBTOTAL-500 SUPPLIES AND MATERIALS							
519	OTHER GENERAL SUPPL	.00	.00	.00	500.00	-500.00	.00
	TOTAL SUPPLIES AND MATERIALS	.00	.00	.00	500.00	-500.00	.00
1ST SUBTOTAL-800 OTHER OBJECTS							
880	AWARDS AND PRIZES	.00	.00	73.00	.00	-73.00	.00
	TOTAL OTHER OBJECTS	.00	.00	73.00	.00	-73.00	.00
	TOTAL GIRLS SOFTBALL FUNDRAIS	.00	.00	73.00	500.00	-573.00	.00
FUND/SCC-3009608 GIRLS VOLLEYBALL FUND							
1ST SUBTOTAL-500 SUPPLIES AND MATERIALS							
519	OTHER GENERAL SUPPL	.00	.00	.00	2,160.00	-2,160.00	.00
560	FOOD & MATERIALS	.00	.00	.00	188.25	-188.25	.00
	TOTAL SUPPLIES AND MATERIALS	.00	.00	.00	2,348.25	-2,348.25	.00
	TOTAL GIRLS VOLLEYBALL FUND	.00	.00	.00	2,348.25	-2,348.25	.00
FUND/SCC-3009609 GIRLS TRACK FUNDRAISER							
1ST SUBTOTAL-500 SUPPLIES AND MATERIALS							
519	OTHER GENERAL SUPPL	.00	205.98	414.00	501.48	-915.48	.00
	TOTAL SUPPLIES AND MATERIALS	.00	205.98	414.00	501.48	-915.48	.00
1ST SUBTOTAL-800 OTHER OBJECTS							
849	OTHER DUES AND FEES	.00	.00	.00	533.40	-533.40	.00
	TOTAL OTHER OBJECTS	.00	.00	.00	533.40	-533.40	.00
	TOTAL GIRLS TRACK FUNDRAISER	.00	205.98	414.00	1,034.88	-1,448.88	.00
FUND/SCC-3009612 HOCKEY TEAM							
1ST SUBTOTAL-400 PURCHASED SERVICES							
419	OTHER PROF. & TECH.	.00	.00	.00	60.00	-60.00	.00
447	INTERNET ACCESS SER	.00	59.99	628.06	371.94	-1,000.00	.00
	TOTAL PURCHASED SERVICES	.00	59.99	628.06	431.94	-1,060.00	.00
1ST SUBTOTAL-500 SUPPLIES AND MATERIALS							
560	FOOD & MATERIALS	.00	.00	600.00	400.00	-1,000.00	.00
	TOTAL SUPPLIES AND MATERIALS	.00	.00	600.00	400.00	-1,000.00	.00
	TOTAL HOCKEY TEAM	.00	59.99	1,228.06	831.94	-2,060.00	.00
FUND/SCC-3009613 FOOTBALL FUNDRAISER							

POWERSCHOOL  
DATE: 06/09/2023  
TIME: 16:12:45

SHAKER HEIGHTS CITY SCHOOLS  
EXPENDITURE STATUS REPORT

PAGE NUMBER: 28  
EXPSTA11

SELECTION CRITERIA: ALL  
ACCOUNTING PERIOD: 11/23

SORTED BY: FUND/SCC,1ST SUBTOTAL,ACCOUNT  
TOTALLED ON: FUND/SCC,1ST SUBTOTAL  
PAGE BREAKS ON:

FUND/SCC-3009613 FOOTBALL FUNDRAISER  
1ST SUBTOTAL-400 FOOTBALL FUNDRAISER

ACCOUNT	TITLE	BUDGET	PERIOD EXPENDITURES	ENCUMBRANCES OUTSTANDING	YEAR TO DATE EXP	AVAILABLE BALANCE	YTD/ BUD
1ST SUBTOTAL-400 PURCHASED SERVICES							
419 OTHER PROF. & TECH.		.00	.00	.00	870.00	-870.00	.00
TOTAL PURCHASED SERVICES		.00	.00	.00	870.00	-870.00	.00
TOTAL FOOTBALL FUNDRAISER		.00	.00	.00	870.00	-870.00	.00
FUND/SCC-3009614 BASKETBALL FUNDRAISER							
1ST SUBTOTAL-400 PURCHASED SERVICES							
419 OTHER PROF. & TECH.		.00	.00	.00	844.70	-844.70	.00
TOTAL PURCHASED SERVICES		.00	.00	.00	844.70	-844.70	.00
1ST SUBTOTAL-500 SUPPLIES AND MATERIALS							
519 OTHER GENERAL SUPPL		.00	129.60	170.00	11,881.28	-12,051.28	.00
560 FOOD & MATERIALS		.00	.00	600.00	6,447.42	-7,047.42	.00
TOTAL SUPPLIES AND MATERIALS		.00	129.60	770.00	18,328.70	-19,098.70	.00
1ST SUBTOTAL-800 OTHER OBJECTS							
849 OTHER DUES AND FEES		.00	250.17	.00	1,133.91	-1,133.91	.00
TOTAL OTHER OBJECTS		.00	250.17	.00	1,133.91	-1,133.91	.00
TOTAL BASKETBALL FUNDRAISER		.00	379.77	770.00	20,307.31	-21,077.31	.00
FUND/SCC-3009616 BASEBALL FUNDRAISER							
1ST SUBTOTAL-400 PURCHASED SERVICES							
439 OTHER TRAV./MEET EX		.00	9,201.30	.00	9,201.30	-9,201.30	.00
483 TRANSP. FROM OTHER		.00	.00	.00	6,581.67	-6,581.67	.00
TOTAL PURCHASED SERVICES		.00	9,201.30	.00	15,782.97	-15,782.97	.00
1ST SUBTOTAL-500 SUPPLIES AND MATERIALS							
519 OTHER GENERAL SUPPL		.00	422.97	.00	4,237.87	-4,237.87	.00
560 FOOD & MATERIALS		.00	.00	.00	174.43	-174.43	.00
TOTAL SUPPLIES AND MATERIALS		.00	422.97	.00	4,412.30	-4,412.30	.00
TOTAL BASEBALL FUNDRAISER		.00	9,624.27	.00	20,195.27	-20,195.27	.00
FUND/SCC-3009620 GIRLS CROSS COUNTRY FUND							
1ST SUBTOTAL-400 PURCHASED SERVICES							
439 OTHER TRAV./MEET EX		.00	.00	.00	9,162.00	-9,162.00	.00
TOTAL PURCHASED SERVICES		.00	.00	.00	9,162.00	-9,162.00	.00
1ST SUBTOTAL-500 SUPPLIES AND MATERIALS							
519 OTHER GENERAL SUPPL		.00	.00	.00	980.50	-980.50	.00
TOTAL SUPPLIES AND MATERIALS		.00	.00	.00	980.50	-980.50	.00
TOTAL GIRLS CROSS COUNTRY FUN		.00	.00	.00	10,142.50	-10,142.50	.00

POWERSCHOOL  
DATE: 06/09/2023  
TIME: 16:12:45

SHAKER HEIGHTS CITY SCHOOLS  
EXPENDITURE STATUS REPORT

PAGE NUMBER: 29  
EXPSTA11

SELECTION CRITERIA: ALL  
ACCOUNTING PERIOD: 11/23

SORTED BY: FUND/SCC,1ST SUBTOTAL,ACCOUNT  
TOTALLED ON: FUND/SCC,1ST SUBTOTAL  
PAGE BREAKS ON:

FUND/SCC-3009621 BOYS LACROSSE FUNDRAISER  
1ST SUBTOTAL-500 BOYS LACROSSE FUNDRAISER

ACCOUNT	TITLE	BUDGET	PERIOD EXPENDITURES	ENCUMBRANCES OUTSTANDING	YEAR TO DATE EXP	AVAILABLE BALANCE	YTD/ BUD
FUND/SCC-3009621	BOYS LACROSSE FUNDRAISER						
1ST SUBTOTAL-500	SUPPLIES AND MATERIALS						
519	OTHER GENERAL SUPPL	.00	757.92	.00	757.92	-757.92	.00
	TOTAL SUPPLIES AND MATERIALS	.00	757.92	.00	757.92	-757.92	.00
	TOTAL BOYS LACROSSE FUNDRAIS	.00	757.92	.00	757.92	-757.92	.00
FUND/SCC-3009622	BOYS SOCCER FUNDRAISER						
1ST SUBTOTAL-400	PURCHASED SERVICES						
425	RENTALS	.00	.00	.00	100.00	-100.00	.00
	TOTAL PURCHASED SERVICES	.00	.00	.00	100.00	-100.00	.00
1ST SUBTOTAL-500	SUPPLIES AND MATERIALS						
519	OTHER GENERAL SUPPL	.00	.00	.00	2,385.00	-2,385.00	.00
	TOTAL SUPPLIES AND MATERIALS	.00	.00	.00	2,385.00	-2,385.00	.00
	TOTAL BOYS SOCCER FUNDRAISER	.00	.00	.00	2,485.00	-2,485.00	.00
FUND/SCC-3009628	BOYS TRACK						
1ST SUBTOTAL-500	SUPPLIES AND MATERIALS						
519	OTHER GENERAL SUPPL	.00	.00	1,537.50	.00	-1,537.50	.00
	TOTAL SUPPLIES AND MATERIALS	.00	.00	1,537.50	.00	-1,537.50	.00
	TOTAL BOYS TRACK	.00	.00	1,537.50	.00	-1,537.50	.00
FUND/SCC-3009629	MS ATHLETICS FUNDRAISER						
1ST SUBTOTAL-500	SUPPLIES AND MATERIALS						
519	OTHER GENERAL SUPPL	.00	.00	.00	133.79	-133.79	.00
	TOTAL SUPPLIES AND MATERIALS	.00	.00	.00	133.79	-133.79	.00
	TOTAL MS ATHLETICS FUNDRAISER	.00	.00	.00	133.79	-133.79	.00
FUND/SCC-3009631	ARBITER PAY - ATHLETICS						
1ST SUBTOTAL-400	PURCHASED SERVICES						
419	OTHER PROF. & TECH.	.00	2,000.00	.00	37,000.00	-37,000.00	.00
	TOTAL PURCHASED SERVICES	.00	2,000.00	.00	37,000.00	-37,000.00	.00
	TOTAL ARBITER PAY - ATHLETICS	.00	2,000.00	.00	37,000.00	-37,000.00	.00
FUND/SCC-4019202	ST DOMINIC FY22						
1ST SUBTOTAL-100	PERSONAL SERVICES						
111	REGULAR	.00	.00	.00	6,548.80	-6,548.80	.00
141	REGULAR	.00	.00	.00	8,150.19	-8,150.19	.00
	TOTAL PERSONAL SERVICES	.00	.00	.00	14,698.99	-14,698.99	.00
1ST SUBTOTAL-200	EMPLOYEE RETIREMNT & INS.						



POWERSCHOOL  
DATE: 06/09/2023  
TIME: 16:12:45

SHAKER HEIGHTS CITY SCHOOLS  
EXPENDITURE STATUS REPORT

PAGE NUMBER: 30  
EXPSTA11

SELECTION CRITERIA: ALL  
ACCOUNTING PERIOD: 11/23

SORTED BY: FUND/SCC,1ST SUBTOTAL,ACCOUNT  
TOEALED ON: FUND/SCC,1ST SUBTOTAL  
PAGE BREAKS ON:

FUND/SCC-4019202 ST DOMINIC FY22  
1ST SUBTOTAL-200 ST DOMINIC FY22

ACCOUNT	TITLE	BUDGET	PERIOD EXPENDITURES	ENCUMBRANCES OUTSTANDING	YEAR TO DATE EXP	AVAILABLE BALANCE	YTD/ BUD
211	STRS-EMPLOYER'S SHA	.00	.00	.00	1,050.40	-1,050.40	.00
213	SOCIAL SECURITY	.00	.00	.00	78.95	-78.95	.00
221	SERS-EMPLOYER'S SHA	.00	.00	.00	1,279.59	-1,279.59	.00
223	SOCIAL SECURITY	.00	.00	.00	106.34	-106.34	.00
241	MEDICAL/HOSPITALIZA	.00	.00	.00	2,250.85	-2,250.85	.00
242	LIFE INSURANCE	.00	.00	.00	10.90	-10.90	.00
243	DENTAL INSURANCE	.00	.00	.00	164.50	-164.50	.00
249	CERTIFIED OTHER INS	.00	.00	.00	558.80	-558.80	.00
251	MEDICAL/HOSPITALIZA	.00	.00	.00	3,348.10	-3,348.10	.00
252	LIFE INSURANCE	.00	.00	.00	16.00	-16.00	.00
253	DENTAL INSURANCE	.00	.00	.00	244.70	-244.70	.00
259	NONCERTIFIED INS BE	.00	.00	.00	831.25	-831.25	.00
	TOTAL EMPLOYEE RETIREMNT & IN	.00	.00	.00	9,940.38	-9,940.38	.00
	TOTAL ST DOMINIC FY22	.00	.00	.00	24,639.37	-24,639.37	.00
FUND/SCC-4019303 ST DOMINIC FY 23							
1ST SUBTOTAL-100 PERSONAL SERVICES							
111	REGULAR	.00	2,807.71	.00	26,685.91	-26,685.91	.00
121	SICK LEAVE	.00	100.88	.00	302.63	-302.63	.00
122	PERSONAL LEAVE	.00	201.75	.00	201.75	-201.75	.00
127	JURY DUTY	.00	.00	.00	201.75	-201.75	.00
141	REGULAR	.00	2,291.16	.00	19,136.82	-19,136.82	.00
151	SICK LEAVE	.00	.00	.00	112.68	-112.68	.00
152	PERSONAL LEAVE	.00	.00	.00	225.36	-225.36	.00
	TOTAL PERSONAL SERVICES	.00	5,401.50	.00	46,866.90	-46,866.90	.00
1ST SUBTOTAL-200 EMPLOYEE RETIREMNT & INS.							
211	STRS-EMPLOYER'S SHA	.00	435.44	.00	3,701.24	-3,701.24	.00
213	SOCIAL SECURITY	.00	29.82	.00	266.83	-266.83	.00
221	SERS-EMPLOYER'S SHA	.00	359.72	.00	3,057.62	-3,057.62	.00
223	SOCIAL SECURITY	.00	30.48	.00	251.13	-251.13	.00
241	MEDICAL/HOSPITALIZA	.00	873.86	.00	7,533.73	-7,533.73	.00
242	LIFE INSURANCE	.00	3.84	.00	34.72	-34.72	.00
243	DENTAL INSURANCE	.00	58.72	.00	527.44	-527.44	.00
249	CERTIFIED OTHER INS	.00	216.96	.00	1,870.40	-1,870.40	.00
251	MEDICAL/HOSPITALIZA	.00	560.16	.00	7,877.68	-7,877.68	.00
252	LIFE INSURANCE	.00	6.40	.00	54.40	-54.40	.00
253	DENTAL INSURANCE	.00	34.10	.00	544.97	-544.97	.00
259	NONCERTIFIED INS BE	.00	137.78	.00	1,950.01	-1,950.01	.00
	TOTAL EMPLOYEE RETIREMNT & IN	.00	2,747.28	.00	27,670.17	-27,670.17	.00
1ST SUBTOTAL-400 PURCHASED SERVICES							
415	MANAGEMENT SERVICES	.00	.00	.00	7,154.27	-7,154.27	.00
419	OTHER PROF. & TECH.	.00	5,475.00	5,475.00	38,920.00	-44,395.00	.00
	TOTAL PURCHASED SERVICES	.00	5,475.00	5,475.00	46,074.27	-51,549.27	.00

POWERSCHOOL  
DATE: 06/09/2023  
TIME: 16:12:45

SHAKER HEIGHTS CITY SCHOOLS  
EXPENDITURE STATUS REPORT

PAGE NUMBER: 31  
EXPSTA11

SELECTION CRITERIA: ALL  
ACCOUNTING PERIOD: 11/23

SORTED BY: FUND/SCC,1ST SUBTOTAL,ACCOUNT  
TOTALLED ON: FUND/SCC,1ST SUBTOTAL  
PAGE BREAKS ON:

FUND/SCC-4019303 ST DOMINIC FY 23  
1ST SUBTOTAL-400 ST DOMINIC FY 23

ACCOUNT	TITLE	BUDGET	PERIOD EXPENDITURES	ENCUMBRANCES OUTSTANDING	YEAR TO DATE EXP	AVAILABLE BALANCE	YTD/ BUD
1ST SUBTOTAL-500	SUPPLIES AND MATERIALS						
511	CLASSROOM SUPPLIES	.00	.00	.00	4,493.61	-4,493.61	.00
514	HEALTH & HYGIENE SU	.00	.00	.00	631.84	-631.84	.00
516	SOFTWARE MATERIALS	.00	.00	.00	1,768.99	-1,768.99	.00
521	NEW TEXTBOOKS	.00	.00	.00	19,965.38	-19,965.38	.00
542	PERIODICALS	.00	.00	.00	1,364.83	-1,364.83	.00
	TOTAL SUPPLIES AND MATERIALS	.00	.00	.00	28,224.65	-28,224.65	.00
	TOTAL ST DOMINIC FY 23	.00	13,623.78	5,475.00	148,835.99	-154,310.99	.00
FUND/SCC-4519223	ETECH CONNECTIVITY FY23						
1ST SUBTOTAL-400	PURCHASED SERVICES						
441	TELEPHONE SERVICE	.00	.00	.00	14,400.00	-14,400.00	.00
	TOTAL PURCHASED SERVICES	.00	.00	.00	14,400.00	-14,400.00	.00
	TOTAL ETECH CONNECTIVITY FY23	.00	.00	.00	14,400.00	-14,400.00	.00
FUND/SCC-4999022	PARENT MENTOR GRANT FY22						
1ST SUBTOTAL-100	PERSONAL SERVICES						
141	REGULAR	.00	.00	.00	4,271.81	-4,271.81	.00
	TOTAL PERSONAL SERVICES	.00	.00	.00	4,271.81	-4,271.81	.00
1ST SUBTOTAL-200	EMPLOYEE RETIREMNT & INS.						
213	SOCIAL SECURITY	.00	.00	.00	-9.36	9.36	.00
223	SOCIAL SECURITY	.00	.00	.00	9.36	-9.36	.00
	TOTAL EMPLOYEE RETIREMNT & IN	.00	.00	.00	.00	.00	.00
	TOTAL PARENT MENTOR GRANT FY2	.00	.00	.00	4,271.81	-4,271.81	.00
FUND/SCC-4999023	PARENT MENTOR GRANT FY23						
1ST SUBTOTAL-100	PERSONAL SERVICES						
141	REGULAR	.00	1,359.74	.00	2,719.48	-2,719.48	.00
	TOTAL PERSONAL SERVICES	.00	1,359.74	.00	2,719.48	-2,719.48	.00
1ST SUBTOTAL-200	EMPLOYEE RETIREMNT & INS.						
223	SOCIAL SECURITY	.00	19.70	.00	39.38	-39.38	.00
252	LIFE INSURANCE	.00	4.80	.00	9.60	-9.60	.00
	TOTAL EMPLOYEE RETIREMNT & IN	.00	24.50	.00	48.98	-48.98	.00
	TOTAL PARENT MENTOR GRANT FY2	.00	1,384.24	.00	2,768.46	-2,768.46	.00
FUND/SCC-4999801	DIESEL MITIGATION FY21						
1ST SUBTOTAL-600	CAPITAL OUTLAY						
660	SCHOOL BUSES	50,000.00	.00	50,000.00	.00	.00	100.00
	TOTAL CAPITAL OUTLAY	50,000.00	.00	50,000.00	.00	.00	100.00

POWERSCHOOL  
DATE: 06/09/2023  
TIME: 16:12:45

SHAKER HEIGHTS CITY SCHOOLS  
EXPENDITURE STATUS REPORT

PAGE NUMBER: 32  
EXPSTA11

SELECTION CRITERIA: ALL  
ACCOUNTING PERIOD: 11/23

SORTED BY: FUND/SCC,1ST SUBTOTAL,ACCOUNT  
TOALED ON: FUND/SCC,1ST SUBTOTAL  
PAGE BREAKS ON:

FUND/SCC-4999801 DIESEL MITIGATION FY21  
1ST SUBTOTAL-600 DIESEL MITIGATION FY21

ACCOUNT	- - - - - TITLE - - - - -	BUDGET	PERIOD EXPENDITURES	ENCUMBRANCES OUTSTANDING	YEAR TO DATE EXP	AVAILABLE BALANCE	YTD/ BUD
	TOTAL DIESEL MITIGATION FY21	50,000.00	.00	50,000.00	.00	.00	100.00
FUND/SCC-4999823	OFCC SAFE & SECURE FY23						
1ST SUBTOTAL-500	SUPPLIES AND MATERIALS						
516	SOFTWARE MATERIALS	.00	.00	10,000.00	5,699.00	-15,699.00	.00
	TOTAL SUPPLIES AND MATERIALS	.00	.00	10,000.00	5,699.00	-15,699.00	.00
1ST SUBTOTAL-600	CAPITAL OUTLAY						
640	EQUIPMENT	.00	.00	.00	113,224.96	-113,224.96	.00
	TOTAL CAPITAL OUTLAY	.00	.00	.00	113,224.96	-113,224.96	.00
	TOTAL OFCC SAFE & SECURE FY23	.00	.00	10,000.00	118,923.96	-128,923.96	.00
FUND/SCC-5079002	ESSER II FY23						
1ST SUBTOTAL-100	PERSONAL SERVICES						
112	TEMPORARY	.00	.00	.00	287,333.00	-287,333.00	.00
	TOTAL PERSONAL SERVICES	.00	.00	.00	287,333.00	-287,333.00	.00
1ST SUBTOTAL-200	EMPLOYEE RETIREMNT & INS.						
211	STRS-EMPLOYER'S SHA	.00	.00	.00	29,633.03	-29,633.03	.00
213	SOCIAL SECURITY	.00	.00	.00	2,282.13	-2,282.13	.00
	TOTAL EMPLOYEE RETIREMNT & IN	.00	.00	.00	31,915.16	-31,915.16	.00
	TOTAL ESSER II FY23	.00	.00	.00	319,248.16	-319,248.16	.00
FUND/SCC-5079003	ARP ESSER FY23						
1ST SUBTOTAL-100	PERSONAL SERVICES						
111	REGULAR	.00	177,014.84	.00	975,504.86	-975,504.86	.00
112	TEMPORARY	.00	82,523.00	.00	335,115.08	-335,115.08	.00
113	SUPPLEMENTAL	.00	5,809.44	.00	25,714.40	-25,714.40	.00
119	OTHER CERTIFIED SAL	.00	.00	.00	345.80	-345.80	.00
121	SICK LEAVE	.00	13,313.52	.00	61,792.75	-61,792.75	.00
122	PERSONAL LEAVE	.00	6,126.49	.00	7,625.76	-7,625.76	.00
125	PROFESSIONAL LEAVE	.00	1,008.03	.00	9,459.54	-9,459.54	.00
143	SUPPLEMENTAL	.00	559.52	.00	2,794.89	-2,794.89	.00
	TOTAL PERSONAL SERVICES	.00	286,354.84	.00	1,418,353.08	-1,418,353.08	.00
1ST SUBTOTAL-200	EMPLOYEE RETIREMNT & INS.						
211	STRS-EMPLOYER'S SHA	.00	40,011.52	.00	206,383.87	-206,383.87	.00
213	SOCIAL SECURITY	.00	4,041.58	.00	21,661.79	-21,661.79	.00
221	SERS-EMPLOYER'S SHA	.00	87.86	.00	438.78	-438.78	.00
223	SOCIAL SECURITY	.00	7.69	.00	38.77	-38.77	.00
241	MEDICAL/HOSPITALIZA	.00	31,897.80	.00	150,858.92	-150,858.92	.00
242	LIFE INSURANCE	.00	179.30	.00	934.60	-934.60	.00
243	DENTAL INSURANCE	.00	2,167.26	.00	10,748.28	-10,748.28	.00

POWERSCHOOL  
DATE: 06/09/2023  
TIME: 16:12:45

SHAKER HEIGHTS CITY SCHOOLS  
EXPENDITURE STATUS REPORT

PAGE NUMBER: 33  
EXPSTA11

SELECTION CRITERIA: ALL  
ACCOUNTING PERIOD: 11/23

SORTED BY: FUND/SCC,1ST SUBTOTAL,ACCOUNT  
TOEALED ON: FUND/SCC,1ST SUBTOTAL  
PAGE BREAKS ON:

FUND/SCC-5079003 ARP ESSER FY23  
1ST SUBTOTAL-200 ARP ESSER FY23

ACCOUNT	- - - - TITLE - - - -	BUDGET	PERIOD EXPENDITURES	ENCUMBRANCES OUTSTANDING	YEAR TO DATE EXP	AVAILABLE BALANCE	YTD/ BUD
249	CERTIFIED OTHER INS	.00	7,913.10	.00	37,412.56	-37,412.56	.00
	TOTAL EMPLOYEE RETIREMNT & IN	.00	86,306.11	.00	428,477.57	-428,477.57	.00
1ST SUBTOTAL-400 PURCHASED SERVICES							
419	OTHER PROF. & TECH.	.00	5,115.00	13,115.50	81,923.50	-95,039.00	.00
	TOTAL PURCHASED SERVICES	.00	5,115.00	13,115.50	81,923.50	-95,039.00	.00
1ST SUBTOTAL-500 SUPPLIES AND MATERIALS							
511	CLASSROOM SUPPLIES	.00	.00	.00	8,539.56	-8,539.56	.00
519	OTHER GENERAL SUPPL	.00	325.00	.00	11,126.15	-11,126.15	.00
525	ELECTRON INSTRUC MA	.00	.00	.00	6,618.61	-6,618.61	.00
	TOTAL SUPPLIES AND MATERIALS	.00	325.00	.00	26,284.32	-26,284.32	.00
	TOTAL ARP ESSER FY23	.00	378,100.95	13,115.50	1,955,038.47	-1,968,153.97	.00
FUND/SCC-5079022 ESSER II							
1ST SUBTOTAL-400 PURCHASED SERVICES							
419	OTHER PROF. & TECH.	37,944.00	.00	.00	37,944.00	.00	100.00
	TOTAL PURCHASED SERVICES	37,944.00	.00	.00	37,944.00	.00	100.00
1ST SUBTOTAL-500 SUPPLIES AND MATERIALS							
511	CLASSROOM SUPPLIES	.00	.00	.00	783.92	-783.92	.00
	TOTAL SUPPLIES AND MATERIALS	.00	.00	.00	783.92	-783.92	.00
	TOTAL ESSER II	37,944.00	.00	.00	38,727.92	-783.92	102.07
FUND/SCC-5079023 ARP ESSER							
1ST SUBTOTAL-100 PERSONAL SERVICES							
111	REGULAR	.00	.00	.00	235,624.43	-235,624.43	.00
112	TEMPORARY	.00	.00	.00	50,442.00	-50,442.00	.00
119	OTHER CERTIFIED SAL	.00	.00	.00	132,609.06	-132,609.06	.00
121	SICK LEAVE	.00	.00	.00	16,306.04	-16,306.04	.00
122	PERSONAL LEAVE	.00	.00	.00	6,278.75	-6,278.75	.00
125	PROFESSIONAL LEAVE	.00	.00	.00	2,676.65	-2,676.65	.00
149	OTHER NONCERTIFIED	.00	.00	.00	37,726.57	-37,726.57	.00
	TOTAL PERSONAL SERVICES	.00	.00	.00	481,663.50	-481,663.50	.00
1ST SUBTOTAL-200 EMPLOYEE RETIREMNT & INS.							
211	STRS-EMPLOYER'S SHA	.00	.00	.00	62,150.95	-62,150.95	.00
213	SOCIAL SECURITY	.00	.00	.00	6,282.87	-6,282.87	.00
221	SERS-EMPLOYER'S SHA	.00	.00	.00	5,717.45	-5,717.45	.00
223	SOCIAL SECURITY	.00	.00	.00	537.74	-537.74	.00
241	MEDICAL/HOSPITALIZA	.00	.00	.00	33,528.96	-33,528.96	.00
242	LIFE INSURANCE	.00	.00	.00	256.00	-256.00	.00
243	DENTAL INSURANCE	.00	.00	.00	2,596.86	-2,596.86	.00
249	CERTIFIED OTHER INS	.00	.00	.00	8,307.88	-8,307.88	.00

POWERSCHOOL  
DATE: 06/09/2023  
TIME: 16:12:45

SHAKER HEIGHTS CITY SCHOOLS  
EXPENDITURE STATUS REPORT

PAGE NUMBER: 34  
EXPSTA11

SELECTION CRITERIA: ALL  
ACCOUNTING PERIOD: 11/23

SORTED BY: FUND/SCC,1ST SUBTOTAL,ACCOUNT  
TOTALLED ON: FUND/SCC,1ST SUBTOTAL  
PAGE BREAKS ON:

FUND/SCC-5079023 ARP ESSER  
1ST SUBTOTAL-200 ARP ESSER

ACCOUNT	- - - - TITLE - - - -	BUDGET	PERIOD EXPENDITURES	ENCUMBRANCES OUTSTANDING	YEAR TO DATE EXP	AVAILABLE BALANCE	YTD/ BUD
	TOTAL EMPLOYEE RETIREMNT & IN	.00	.00	.00	119,378.71	-119,378.71	.00
1ST SUBTOTAL-400 PURCHASED SERVICES							
419	OTHER PROF. & TECH.	.00	.00	.00	21,750.00	-21,750.00	.00
	TOTAL PURCHASED SERVICES	.00	.00	.00	21,750.00	-21,750.00	.00
1ST SUBTOTAL-500 SUPPLIES AND MATERIALS							
519	OTHER GENERAL SUPPL	87,195.47	.00	.00	54,152.87	33,042.60	62.11
	TOTAL SUPPLIES AND MATERIALS	87,195.47	.00	.00	54,152.87	33,042.60	62.11
	TOTAL ARP ESSER	87,195.47	.00	.00	676,945.08	-589,749.61	776.35
FUND/SCC-5169000 ARP IDEA B FY23							
1ST SUBTOTAL-100 PERSONAL SERVICES							
112	TEMPORARY	.00	80,536.84	.00	80,536.84	-80,536.84	.00
151	SICK LEAVE	.00	548.00	.00	548.00	-548.00	.00
	TOTAL PERSONAL SERVICES	.00	81,084.84	.00	81,084.84	-81,084.84	.00
1ST SUBTOTAL-200 EMPLOYEE RETIREMNT & INS.							
211	STRS-EMPLOYER'S SHA	.00	5,469.66	.00	5,469.66	-5,469.66	.00
213	SOCIAL SECURITY	.00	1,162.99	.00	1,162.99	-1,162.99	.00
241	MEDICAL/HOSPITALIZA	.00	4,505.86	.00	4,505.86	-4,505.86	.00
242	LIFE INSURANCE	.00	54.40	.00	54.40	-54.40	.00
243	DENTAL INSURANCE	.00	286.62	.00	286.62	-286.62	.00
249	CERTIFIED OTHER INS	.00	1,108.27	.00	1,108.27	-1,108.27	.00
	TOTAL EMPLOYEE RETIREMNT & IN	.00	12,587.80	.00	12,587.80	-12,587.80	.00
	TOTAL ARP IDEA B FY23	.00	93,672.64	.00	93,672.64	-93,672.64	.00
FUND/SCC-5169216 IDEA B FY22							
1ST SUBTOTAL-100 PERSONAL SERVICES							
111	REGULAR	.00	.00	.00	14,299.82	-14,299.82	.00
121	SICK LEAVE	.00	.00	.00	310.40	-310.40	.00
141	REGULAR	.00	.00	.00	193,267.55	-193,267.55	.00
151	SICK LEAVE	.00	.00	.00	1,610.34	-1,610.34	.00
152	PERSONAL LEAVE	.00	.00	.00	999.68	-999.68	.00
155	PROFESSIONAL LEAVE	.00	.00	.00	155.20	-155.20	.00
	TOTAL PERSONAL SERVICES	.00	.00	.00	210,642.99	-210,642.99	.00
1ST SUBTOTAL-200 EMPLOYEE RETIREMNT & INS.							
211	STRS-EMPLOYER'S SHA	.00	.00	.00	2,544.95	-2,544.95	.00
213	SOCIAL SECURITY	.00	.00	.00	308.56	-308.56	.00
221	SERS-EMPLOYER'S SHA	.00	.00	.00	30,845.67	-30,845.67	.00
223	SOCIAL SECURITY	.00	.00	.00	2,594.58	-2,594.58	.00
241	MEDICAL/HOSPITALIZA	.00	.00	.00	3,310.10	-3,310.10	.00
242	LIFE INSURANCE	.00	.00	.00	16.00	-16.00	.00

POWERSCHOOL  
DATE: 06/09/2023  
TIME: 16:12:45

SHAKER HEIGHTS CITY SCHOOLS  
EXPENDITURE STATUS REPORT

PAGE NUMBER: 35  
EXPSTA11

SELECTION CRITERIA: ALL  
ACCOUNTING PERIOD: 11/23

SORTED BY: FUND/SCC,1ST SUBTOTAL,ACCOUNT  
TOTALLED ON: FUND/SCC,1ST SUBTOTAL  
PAGE BREAKS ON:

FUND/SCC-5169216 IDEA B FY22  
1ST SUBTOTAL-200 IDEA B FY22

ACCOUNT	TITLE	BUDGET	PERIOD EXPENDITURES	ENCUMBRANCES OUTSTANDING	YEAR TO DATE EXP	AVAILABLE BALANCE	YTD/ BUD
243	DENTAL INSURANCE	.00	.00	.00	241.95	-241.95	.00
249	CERTIFIED OTHER INS	.00	.00	.00	821.80	-821.80	.00
251	MEDICAL/HOSPITALIZA	.00	.00	.00	71,222.15	-71,222.15	.00
252	LIFE INSURANCE	.00	.00	.00	528.00	-528.00	.00
253	DENTAL INSURANCE	.00	.00	.00	5,512.85	-5,512.85	.00
259	NONCERTIFIED INS BE	.00	.00	.00	17,165.25	-17,165.25	.00
	TOTAL EMPLOYEE RETIREMNT & IN	.00	.00	.00	135,111.86	-135,111.86	.00
1ST SUBTOTAL-400 PURCHASED SERVICES							
419	OTHER PROF. & TECH.	350.00	.00	.00	350.00	.00	100.00
	TOTAL PURCHASED SERVICES	350.00	.00	.00	350.00	.00	100.00
	TOTAL IDEA B FY22	350.00	.00	.00	346,104.85	-345,754.85	98887.10
FUND/SCC-5169316 IDEA B FY23							
1ST SUBTOTAL-100 PERSONAL SERVICES							
111	REGULAR	.00	9,144.06	.00	71,802.79	-71,802.79	.00
113	SUPPLEMENTAL	.00	.00	.00	1,729.83	-1,729.83	.00
121	SICK LEAVE	.00	.00	.00	4,794.81	-4,794.81	.00
122	PERSONAL LEAVE	.00	.00	.00	1,164.59	-1,164.59	.00
141	REGULAR	.00	56,605.70	.00	480,700.34	-480,700.34	.00
144	OVERTIME	.00	74.57	.00	129.11	-129.11	.00
151	SICK LEAVE	.00	7,026.64	.00	46,719.78	-46,719.78	.00
152	PERSONAL LEAVE	.00	931.22	.00	6,573.34	-6,573.34	.00
155	PROFESSIONAL LEAVE	.00	168.32	.00	1,733.48	-1,733.48	.00
157	JURY DUTY	.00	.00	.00	336.64	-336.64	.00
	TOTAL PERSONAL SERVICES	.00	73,950.51	.00	615,684.71	-615,684.71	.00
1ST SUBTOTAL-200 EMPLOYEE RETIREMNT & INS.							
211	STRS-EMPLOYER'S SHA	.00	1,258.88	.00	10,908.43	-10,908.43	.00
213	SOCIAL SECURITY	.00	126.24	.00	1,097.13	-1,097.13	.00
221	SERS-EMPLOYER'S SHA	.00	10,174.59	.00	84,382.67	-84,382.67	.00
223	SOCIAL SECURITY	.00	878.24	.00	7,291.02	-7,291.02	.00
241	MEDICAL/HOSPITALIZA	.00	1,456.44	.00	11,850.14	-11,850.14	.00
242	LIFE INSURANCE	.00	6.40	.00	54.40	-54.40	.00
243	DENTAL INSURANCE	.00	96.78	.00	822.63	-822.63	.00
249	CERTIFIED OTHER INS	.00	361.60	.00	2,942.08	-2,942.08	.00
251	MEDICAL/HOSPITALIZA	.00	23,072.46	.00	182,368.31	-182,368.31	.00
252	LIFE INSURANCE	.00	171.52	.00	1,388.16	-1,388.16	.00
253	DENTAL INSURANCE	.00	1,413.26	.00	11,816.95	-11,816.95	.00
259	NONCERTIFIED INS BE	.00	5,719.34	.00	44,374.71	-44,374.71	.00
	TOTAL EMPLOYEE RETIREMNT & IN	.00	44,735.75	.00	359,296.63	-359,296.63	.00
1ST SUBTOTAL-400 PURCHASED SERVICES							
419	OTHER PROF. & TECH.	.00	531.25	2,537.50	10,962.50	-13,500.00	.00
	TOTAL PURCHASED SERVICES	.00	531.25	2,537.50	10,962.50	-13,500.00	.00

POWERSCHOOL  
DATE: 06/09/2023  
TIME: 16:12:45

SHAKER HEIGHTS CITY SCHOOLS  
EXPENDITURE STATUS REPORT

PAGE NUMBER: 36  
EXPSTA11

SELECTION CRITERIA: ALL  
ACCOUNTING PERIOD: 11/23

SORTED BY: FUND/SCC,1ST SUBTOTAL,ACCOUNT  
TOTALLED ON: FUND/SCC,1ST SUBTOTAL  
PAGE BREAKS ON:

FUND/SCC-5169316 IDEA B FY23  
1ST SUBTOTAL-400 IDEA B FY23

ACCOUNT	- - - - - TITLE - - - - -	BUDGET	PERIOD EXPENDITURES	ENCUMBRANCES OUTSTANDING	YEAR TO DATE EXP	AVAILABLE BALANCE	YTD/ BUD
	TOTAL IDEA B FY23	.00	119,217.51	2,537.50	985,943.84	-988,481.34	.00
FUND/SCC-5519251	TITLE III LEP FY22						
1ST SUBTOTAL-100	PERSONAL SERVICES						
111	REGULAR	.00	.00	.00	2,028.06	-2,028.06	.00
121	SICK LEAVE	.00	.00	.00	456.19	-456.19	.00
	TOTAL PERSONAL SERVICES	.00	.00	.00	2,484.25	-2,484.25	.00
	TOTAL TITLE III LEP FY22	.00	.00	.00	2,484.25	-2,484.25	.00
FUND/SCC-5519351	TITLE III LEP FY23						
1ST SUBTOTAL-100	PERSONAL SERVICES						
111	REGULAR	.00	118.55	.00	1,547.49	-1,547.49	.00
121	SICK LEAVE	.00	243.86	.00	4,145.67	-4,145.67	.00
122	PERSONAL LEAVE	.00	487.73	.00	975.46	-975.46	.00
125	PROFESSIONAL LEAVE	.00	.00	.00	487.73	-487.73	.00
	TOTAL PERSONAL SERVICES	.00	850.14	.00	7,156.35	-7,156.35	.00
	TOTAL TITLE III LEP FY23	.00	850.14	.00	7,156.35	-7,156.35	.00
FUND/SCC-5729272	TITLE I FY22						
1ST SUBTOTAL-100	PERSONAL SERVICES						
111	REGULAR	.00	.00	.00	26,825.37	-26,825.37	.00
121	SICK LEAVE	.00	.00	.00	678.50	-678.50	.00
122	PERSONAL LEAVE	.00	.00	.00	2,252.02	-2,252.02	.00
141	REGULAR	.00	.00	.00	6,692.52	-6,692.52	.00
	TOTAL PERSONAL SERVICES	.00	.00	.00	36,448.41	-36,448.41	.00
1ST SUBTOTAL-200	EMPLOYEE RETIREMNT & INS.						
213	SOCIAL SECURITY	.00	.00	.00	-92.04	92.04	.00
223	SOCIAL SECURITY	.00	.00	.00	92.04	-92.04	.00
	TOTAL EMPLOYEE RETIREMNT & IN	.00	.00	.00	.00	.00	.00
	TOTAL TITLE I FY22	.00	.00	.00	36,448.41	-36,448.41	.00
FUND/SCC-5729322	EOEC FY 22						
1ST SUBTOTAL-100	PERSONAL SERVICES						
111	REGULAR	.00	.00	.00	4,200.76	-4,200.76	.00
122	PERSONAL LEAVE	.00	.00	.00	386.89	-386.89	.00
	TOTAL PERSONAL SERVICES	.00	.00	.00	4,587.65	-4,587.65	.00
1ST SUBTOTAL-200	EMPLOYEE RETIREMNT & INS.						
211	STRS-EMPLOYER'S SHA	.00	.00	.00	642.30	-642.30	.00
213	SOCIAL SECURITY	.00	.00	.00	65.45	-65.45	.00
241	MEDICAL/HOSPITALIZA	.00	.00	.00	377.60	-377.60	.00

PAGE NUMBER: 37  
EXPSTA11

FUND/SCC-5729322 EOEC FY 22  
1ST SUBTOTAL-200 EOEC FY 22

ACCOUNT	TITLE	BUDGET	PERIOD EXPENDITURES	ENCUMBRANCES OUTSTANDING	YEAR TO DATE EXP	AVAILABLE BALANCE	YTD/ BUD
242	LIFE INSURANCE	.00	.00	.00	4.80	-4.80	.00
243	DENTAL INSURANCE	.00	.00	.00	25.30	-25.30	.00
249	CERTIFIED OTHER INS	.00	.00	.00	92.85	-92.85	.00
	TOTAL EMPLOYEE RETIREMNT & IN	.00	.00	.00	1,208.30	-1,208.30	.00
	TOTAL EOEC FY 22	.00	.00	.00	5,795.95	-5,795.95	.00
FUND/SCC-5729372 TITLE I FY23							
1ST SUBTOTAL-100	PERSONAL SERVICES						
111	REGULAR	.00	.00	.00	514,787.47	-514,787.47	.00
121	SICK LEAVE	.00	.00	.00	27,764.60	-27,764.60	.00
122	PERSONAL LEAVE	.00	.00	.00	5,002.00	-5,002.00	.00
125	PROFESSIONAL LEAVE	.00	.00	.00	5,688.22	-5,688.22	.00
141	REGULAR	.00	.00	.00	22,833.33	-22,833.33	.00
	TOTAL PERSONAL SERVICES	.00	.00	.00	576,075.62	-576,075.62	.00
1ST SUBTOTAL-200	EMPLOYEE RETIREMNT & INS.						
211	STRS-EMPLOYER'S SHA	.00	.00	.00	79,767.12	-79,767.12	.00
213	SOCIAL SECURITY	.00	.00	.00	7,945.35	-7,945.35	.00
221	SERS-EMPLOYER'S SHA	.00	.00	.00	3,568.06	-3,568.06	.00
223	SOCIAL SECURITY	.00	.00	.00	320.89	-320.89	.00
241	MEDICAL/HOSPITALIZA	.00	.00	.00	101,708.12	-101,708.12	.00
242	LIFE INSURANCE	.00	.00	.00	541.45	-541.45	.00
243	DENTAL INSURANCE	.00	.00	.00	7,138.95	-7,138.95	.00
249	CERTIFIED OTHER INS	.00	.00	.00	23,928.63	-23,928.63	.00
251	MEDICAL/HOSPITALIZA	.00	.00	.00	3,398.26	-3,398.26	.00
252	LIFE INSURANCE	.00	.00	.00	41.60	-41.60	.00
253	DENTAL INSURANCE	.00	.00	.00	219.18	-219.18	.00
259	NONCERTIFIED INS BE	.00	.00	.00	835.83	-835.83	.00
	TOTAL EMPLOYEE RETIREMNT & IN	.00	.00	.00	229,413.44	-229,413.44	.00
	TOTAL TITLE I FY23	.00	.00	.00	805,489.06	-805,489.06	.00
FUND/SCC-5849022 TITLE IV FY22							
1ST SUBTOTAL-600	CAPITAL OUTLAY						
644	TECHNICAL EQUIPMENT	.00	.00	.00	-6,743.18	6,743.18	.00
	TOTAL CAPITAL OUTLAY	.00	.00	.00	-6,743.18	6,743.18	.00
	TOTAL TITLE IV FY22	.00	.00	.00	-6,743.18	6,743.18	.00
FUND/SCC-5849023 TITLE IV FY23							
1ST SUBTOTAL-400	PURCHASED SERVICES						
419	OTHER PROF. & TECH.	.00	6,447.00	.00	18,457.00	-18,457.00	.00
	TOTAL PURCHASED SERVICES	.00	6,447.00	.00	18,457.00	-18,457.00	.00

1ST SUBTOTAL-500 SUPPLIES AND MATERIALS



POWERSCHOOL  
DATE: 06/09/2023  
TIME: 16:12:45

SHAKER HEIGHTS CITY SCHOOLS  
EXPENDITURE STATUS REPORT

PAGE NUMBER: 38  
EXPSTA11

SELECTION CRITERIA: ALL  
ACCOUNTING PERIOD: 11/23

SORTED BY: FUND/SCC,1ST SUBTOTAL,ACCOUNT  
TOTALLED ON: FUND/SCC,1ST SUBTOTAL  
PAGE BREAKS ON:

FUND/SCC-5849023 TITLE IV FY23  
1ST SUBTOTAL-500 TITLE IV FY23

ACCOUNT	- - - - TITLE - - - - -	BUDGET	PERIOD EXPENDITURES	ENCUMBRANCES OUTSTANDING	YEAR TO DATE EXP	AVAILABLE BALANCE	YTD/ BUD
516	SOFTWARE MATERIALS	.00	33,021.30	.00	33,021.30	-33,021.30	.00
	TOTAL SUPPLIES AND MATERIALS	.00	33,021.30	.00	33,021.30	-33,021.30	.00
1ST SUBTOTAL-600	CAPITAL OUTLAY						
644	TECHNICAL EQUIPMENT	.00	13,480.14	.00	13,480.14	-13,480.14	.00
	TOTAL CAPITAL OUTLAY	.00	13,480.14	.00	13,480.14	-13,480.14	.00
	TOTAL TITLE IV FY23	.00	52,948.44	.00	64,958.44	-64,958.44	.00
FUND/SCC-5879287	PRE-K SPEC ED GRANT FY22						
1ST SUBTOTAL-100	PERSONAL SERVICES						
141	REGULAR	.00	.00	.00	2,367.35	-2,367.35	.00
	TOTAL PERSONAL SERVICES	.00	.00	.00	2,367.35	-2,367.35	.00
1ST SUBTOTAL-200	EMPLOYEE RETIREMNT & INS.						
213	SOCIAL SECURITY	.00	.00	.00	-12.51	12.51	.00
223	SOCIAL SECURITY	.00	.00	.00	12.51	-12.51	.00
	TOTAL EMPLOYEE RETIREMNT & IN	.00	.00	.00	.00	.00	.00
	TOTAL PRE-K SPEC ED GRANT FY2	.00	.00	.00	2,367.35	-2,367.35	.00
FUND/SCC-5879387	PRE-K SPEC ED GRANT FY23						
1ST SUBTOTAL-100	PERSONAL SERVICES						
141	REGULAR	.00	1,491.64	.00	6,486.12	-6,486.12	.00
144	OVERTIME	.00	.00	.00	16.76	-16.76	.00
151	SICK LEAVE	.00	41.90	.00	2,807.30	-2,807.30	.00
152	PERSONAL LEAVE	.00	.00	.00	251.40	-251.40	.00
155	PROFESSIONAL LEAVE	.00	.00	.00	83.80	-83.80	.00
157	JURY DUTY	.00	.00	.00	83.80	-83.80	.00
	TOTAL PERSONAL SERVICES	.00	1,533.54	.00	9,729.18	-9,729.18	.00
1ST SUBTOTAL-200	EMPLOYEE RETIREMNT & INS.						
221	SERS-EMPLOYER'S SHA	.00	.00	.00	885.49	-885.49	.00
223	SOCIAL SECURITY	.00	.00	.00	74.76	-74.76	.00
251	MEDICAL/HOSPITALIZA	.00	.00	.00	3,321.36	-3,321.36	.00
252	LIFE INSURANCE	.00	.00	.00	14.08	-14.08	.00
253	DENTAL INSURANCE	.00	.00	.00	215.38	-215.38	.00
259	NONCERTIFIED INS BE	.00	.00	.00	751.45	-751.45	.00
	TOTAL EMPLOYEE RETIREMNT & IN	.00	.00	.00	5,262.52	-5,262.52	.00
	TOTAL PRE-K SPEC ED GRANT FY2	.00	1,533.54	.00	14,991.70	-14,991.70	.00
FUND/SCC-5909290	TITLE II FY22						
1ST SUBTOTAL-100	PERSONAL SERVICES						
111	REGULAR	.00	.00	.00	29,141.32	-29,141.32	.00
121	SICK LEAVE	.00	.00	.00	3,326.27	-3,326.27	.00

POWERSCHOOL  
DATE: 06/09/2023  
TIME: 16:12:45

SHAKER HEIGHTS CITY SCHOOLS  
EXPENDITURE STATUS REPORT

PAGE NUMBER: 39  
EXPSTA11

SELECTION CRITERIA: ALL  
ACCOUNTING PERIOD: 11/23

SORTED BY: FUND/SCC,1ST SUBTOTAL,ACCOUNT  
TOTALLED ON: FUND/SCC,1ST SUBTOTAL  
PAGE BREAKS ON:

FUND/SCC-5909290 TITLE II FY22  
1ST SUBTOTAL-100 TITLE II FY22

ACCOUNT	- - - - TITLE - - - -	BUDGET	PERIOD EXPENDITURES	ENCUMBRANCES OUTSTANDING	YEAR TO DATE EXP	AVAILABLE BALANCE	YTD/ BUD
122	PERSONAL LEAVE	.00	.00	.00	704.50	-704.50	.00
	TOTAL PERSONAL SERVICES	.00	.00	.00	33,172.09	-33,172.09	.00
1ST SUBTOTAL-400 PURCHASED SERVICES							
432	CERTIFIED MEETING E	1,197.00	.00	.00	1,006.02	190.98	84.05
	TOTAL PURCHASED SERVICES	1,197.00	.00	.00	1,006.02	190.98	84.05
	TOTAL TITLE II FY22	1,197.00	.00	.00	34,178.11	-32,981.11	2855.31
FUND/SCC-5909390 TITLE II FY23							
1ST SUBTOTAL-100 PERSONAL SERVICES							
111	REGULAR	.00	.00	.00	76,255.09	-76,255.09	.00
121	SICK LEAVE	.00	.00	.00	10,705.93	-10,705.93	.00
122	PERSONAL LEAVE	.00	.00	.00	1,115.20	-1,115.20	.00
125	PROFESSIONAL LEAVE	.00	.00	.00	2,230.40	-2,230.40	.00
	TOTAL PERSONAL SERVICES	.00	.00	.00	90,306.62	-90,306.62	.00
1ST SUBTOTAL-200 EMPLOYEE RETIREMNT & INS.							
211	STRS-EMPLOYER'S SHA	.00	.00	.00	13,998.75	-13,998.75	.00
213	SOCIAL SECURITY	.00	.00	.00	1,340.50	-1,340.50	.00
241	MEDICAL/HOSPITALIZA	.00	.00	.00	13,683.74	-13,683.74	.00
242	LIFE INSURANCE	.00	.00	.00	92.80	-92.80	.00
243	DENTAL INSURANCE	.00	.00	.00	930.36	-930.36	.00
249	CERTIFIED OTHER INS	.00	.00	.00	3,388.17	-3,388.17	.00
	TOTAL EMPLOYEE RETIREMNT & IN	.00	.00	.00	33,434.32	-33,434.32	.00
1ST SUBTOTAL-400 PURCHASED SERVICES							
432	CERTIFIED MEETING E	.00	1,320.00	200.00	4,021.00	-4,221.00	.00
	TOTAL PURCHASED SERVICES	.00	1,320.00	200.00	4,021.00	-4,221.00	.00
	TOTAL TITLE II FY23	.00	1,320.00	200.00	127,761.94	-127,961.94	.00
FUND/SCC-5999023 REACHING ALL STUDENT FY23							
1ST SUBTOTAL-500 SUPPLIES AND MATERIALS							
511	CLASSROOM SUPPLIES	.00	.00	94,001.35	.00	-94,001.35	.00
	TOTAL SUPPLIES AND MATERIALS	.00	.00	94,001.35	.00	-94,001.35	.00
	TOTAL REACHING ALL STUDENT FY	.00	.00	94,001.35	.00	-94,001.35	.00
TOTAL REPORT		108,905,959.22	11,323,514.12	10,839,637.35	122,328,063.36	-24,261,741.49	122.28

## **9. SUMMARY CHECK REGISTER – ALL CHECKS**

POWERSCHOOL  
DATE: 06/09/2023  
TIME: 16:36:03

SHAKER HEIGHTS CITY SCHOOLS  
CHECK REGISTER INCLUDING SYSTEM VOIDS

PAGE NUMBER: 1  
ACCTPA21  
ACCOUNTING PERIOD: 11/23

SELECTION CRITERIA: chkstat.rundate between '20230501' and '20230531'

DISTRIBUTION FUND: 0010000

CHECK NUMBER	ISSUE DATE	VENDOR	STATUS	TOTAL	DESCRIPTION
167927	05/16/2023	POWERSCHOOL GROUP LLC	V	-28960.47	VOID MANUAL CHECK
* 169855	05/08/2023	EDUCATIONAL SERVICE CENTER OF NE OH	V	-3090.00	VOID MANUAL CHECK
* 169910	05/08/2023	EDUCATIONAL SERVICE CENTER OF NE OH	R	3090.00	ACCOUNTS PAYABLE CHECK
169911	05/08/2023	SHARON GALIN	R	1085.76	ACCOUNTS PAYABLE CHECK
169912	05/08/2023	MARLA WALKER	R	1297.50	ACCOUNTS PAYABLE CHECK
169913	05/09/2023	THOMAS BOWNE	R	8.00	ACCOUNTS PAYABLE CHECK
169914	05/09/2023	DALE & REGINA WILLIS	R	63.00	ACCOUNTS PAYABLE CHECK
169915	05/09/2023	ILLUMINATING CO.	R	36348.16	ACCOUNTS PAYABLE CHECK
169916	05/09/2023	JODI HANSON	R	62.99	ACCOUNTS PAYABLE CHECK
169917	05/09/2023	LOURDES COSTAS NUNEZ	R	32.50	ACCOUNTS PAYABLE CHECK
169918	05/09/2023	ANDRIY MAGURA	R	2172.83	ACCOUNTS PAYABLE CHECK
169919	05/09/2023	MARY CLARE FRASER	R	11.50	ACCOUNTS PAYABLE CHECK
169920	05/09/2023	RACHEL LUTNER	R	20.95	ACCOUNTS PAYABLE CHECK
169921	05/09/2023	TATIANA PANIGRAHI	R	65.00	ACCOUNTS PAYABLE CHECK
169922	05/09/2023	WYNETTE BRYANT	R	70.00	ACCOUNTS PAYABLE CHECK
169923	05/12/2023	HALIMA HALILU	R	18.99	ACCOUNTS PAYABLE CHECK
169924	05/12/2023	HEATHER RAWLS	R	30.95	ACCOUNTS PAYABLE CHECK
169925	05/12/2023	KATHRYN EDELMAN	R	10.00	ACCOUNTS PAYABLE CHECK
169926	05/12/2023	EVAN & AMY LUZAR	R	7.05	ACCOUNTS PAYABLE CHECK
169927	05/12/2023	RACHEL LUTNER	R	207.95	ACCOUNTS PAYABLE CHECK
169928	05/12/2023	RANDI NATHENSON	R	92.00	ACCOUNTS PAYABLE CHECK
169929	05/12/2023	VICTRENE THOMPSON	R	21.95	ACCOUNTS PAYABLE CHECK
169930	05/12/2023	NICCOLE YOUNG	R	2366.54	ACCOUNTS PAYABLE CHECK
169931	05/12/2023	A.W. FARRELL & SON INC	R	1163.09	ACCOUNTS PAYABLE CHECK
169932	05/12/2023	ACADEMY MUSIC	R	1553.50	ACCOUNTS PAYABLE CHECK
169933	05/12/2023	ACTION DOOR	R	296.16	ACCOUNTS PAYABLE CHECK
169934	05/12/2023	ADLER TEAM SPORTS	R	5985.45	ACCOUNTS PAYABLE CHECK
169935	05/12/2023	ADVANCE OHIO	R	191.36	ACCOUNTS PAYABLE CHECK
169936	05/12/2023	AMAZON.COM	R	813.62	ACCOUNTS PAYABLE CHECK
169937	05/12/2023	ANGELA BEN-KIKI	R	1387.50	ACCOUNTS PAYABLE CHECK
169938	05/12/2023	BAKER VEHICLE SYSTEM	R	10489.49	ACCOUNTS PAYABLE CHECK
169939	05/12/2023	BLICK ART MATERIALS	R	313.65	ACCOUNTS PAYABLE CHECK
169940	05/12/2023	BURGER'S ACE HARDWARE	R	362.82	ACCOUNTS PAYABLE CHECK
169941	05/12/2023	CARDINAL BUS SALES & SERVICE INC	R	156.84	ACCOUNTS PAYABLE CHECK
169942	05/12/2023	CCT FINANCIAL / US BANK	R	245.00	ACCOUNTS PAYABLE CHECK
169943	05/12/2023	CERNI MOTORS	R	10901.95	ACCOUNTS PAYABLE CHECK
169944	05/12/2023	CINTAS	R	1307.04	ACCOUNTS PAYABLE CHECK
169945	05/12/2023	CITY OF SHAKER HEIGHTS	R	1750.00	ACCOUNTS PAYABLE CHECK
169946	05/12/2023	CONTINENTAL FIRE & SECURITY	R	2261.20	ACCOUNTS PAYABLE CHECK
169947	05/12/2023	CUTTER POWER SALES LLC	R	50617.60	ACCOUNTS PAYABLE CHECK
169948	05/12/2023	DAILY BEHAVIORAL HEALTH	R	11070.00	ACCOUNTS PAYABLE CHECK
169949	05/12/2023	NICHOLS PAPER & SUPPLY CO.	R	27194.94	ACCOUNTS PAYABLE CHECK
169950	05/12/2023	DEX IMAGING LLC	R	230.80	ACCOUNTS PAYABLE CHECK
169951	05/12/2023	DONNEIKA A KIBBLE	R	800.00	ACCOUNTS PAYABLE CHECK
169952	05/12/2023	DOWNHILL AUDIO	R	1500.00	ACCOUNTS PAYABLE CHECK
169953	05/12/2023	E.A.B. TRUCK SERVICE	R	242.40	ACCOUNTS PAYABLE CHECK
169954	05/12/2023	EA GROUP	R	6875.00	ACCOUNTS PAYABLE CHECK
169955	05/12/2023	EASE AT WORK	R	4230.00	ACCOUNTS PAYABLE CHECK
169956	05/12/2023	EDUCATION ALTERNATIVES	R	13784.00	ACCOUNTS PAYABLE CHECK
169957	05/12/2023	EDUCATIONAL SERVICE CENTER OF NE OH	R	9865.00	ACCOUNTS PAYABLE CHECK
169958	05/12/2023	ERIC DOUGLAS	R	200.00	ACCOUNTS PAYABLE CHECK
169959	05/12/2023	FEDERAL EXPRESS CORP	R	12.25	ACCOUNTS PAYABLE CHECK

POWERSCHOOL  
DATE: 06/09/2023  
TIME: 16:36:03

SHAKER HEIGHTS CITY SCHOOLS  
CHECK REGISTER INCLUDING SYSTEM VOIDS

PAGE NUMBER: 2  
ACCTPA21  
ACCOUNTING PERIOD: 11/23

SELECTION CRITERIA: chkstat.rundate between '20230501' and '20230531'

169960	05/12/2023	FLINN SCIENTIFIC INC.	R	15.75	ACCOUNTS PAYABLE CHECK
169961	05/12/2023	FOLLETT LIBRARY RESOURCES	R	1801.07	ACCOUNTS PAYABLE CHECK
169962	05/12/2023	GABLE ELEVATOR & LIFT INC.	R	1990.00	ACCOUNTS PAYABLE CHECK
169963	05/12/2023	GINO'S AWARDS INC	R	34.00	ACCOUNTS PAYABLE CHECK
169964	05/12/2023	GRAINGER	R	207.56	ACCOUNTS PAYABLE CHECK
169965	05/12/2023	GREAT LAKES ADVENTURES	R	7000.00	ACCOUNTS PAYABLE CHECK
169966	05/12/2023	GREAT LAKES SCIENCE CENTER	R	640.00	ACCOUNTS PAYABLE CHECK
169967	05/12/2023	HANS FREIGHTLINER	R	648.72	ACCOUNTS PAYABLE CHECK
169968	05/12/2023	GAME TRUCK	R	425.00	ACCOUNTS PAYABLE CHECK
169969	05/12/2023	HIGH SCHOOL BOOKSTORE	R	28.80	ACCOUNTS PAYABLE CHECK
169970	05/12/2023	HMA PROMOTIONS	R	80.00	ACCOUNTS PAYABLE CHECK
169971	05/12/2023	HOMAN OIL INC	R	50.00	ACCOUNTS PAYABLE CHECK
169972	05/12/2023	HOME DEPOT PRO INSTITUTIONAL	R	3394.78	ACCOUNTS PAYABLE CHECK
169973	05/12/2023	INDEPENDENCE BUSINESS SUPPLY	R	1849.67	ACCOUNTS PAYABLE CHECK
169974	05/12/2023	JC EHRLICH	R	179.28	ACCOUNTS PAYABLE CHECK
169975	05/12/2023	K12 SCHOOL CONSULTANTS LLC	R	169.00	ACCOUNTS PAYABLE CHECK
169976	05/12/2023	KATHERINE ABOUSERHAL	R	2891.25	ACCOUNTS PAYABLE CHECK
169977	05/12/2023	KEELER & ASSOCIATES	R	839.00	ACCOUNTS PAYABLE CHECK
169978	05/12/2023	KKSG & ASSOCIATES INC	R	3800.00	ACCOUNTS PAYABLE CHECK
169979	05/12/2023	LAKE METROPARKS	R	545.00	ACCOUNTS PAYABLE CHECK
* 169979	05/19/2023	LAKE METROPARKS	V	-545.00	VOID MANUAL CHECK
169980	05/12/2023	LUTRON ELECTRONICS	R	1121.00	ACCOUNTS PAYABLE CHECK
169981	05/12/2023	MARS ELECTRIC	R	910.72	ACCOUNTS PAYABLE CHECK
169982	05/12/2023	MARY ANTON-OLDENBURG	R	4800.00	ACCOUNTS PAYABLE CHECK
169983	05/12/2023	MEDINA COUNTY SCHOOLS' ESC	R	145.00	ACCOUNTS PAYABLE CHECK
169984	05/12/2023	METROPOLITAN REGIONAL SVC COUNCIL	R	44196.31	ACCOUNTS PAYABLE CHECK
169985	05/12/2023	MILLER TRANSPORTATION BUS SERVICE	R	4600.00	ACCOUNTS PAYABLE CHECK
169986	05/12/2023	MOMENTUM TELECOM INC	R	1167.01	ACCOUNTS PAYABLE CHECK
169987	05/12/2023	MOTOGO	R	6800.00	ACCOUNTS PAYABLE CHECK
169988	05/12/2023	MYERS EQUIPMENT CORP	R	896.17	ACCOUNTS PAYABLE CHECK
169989	05/12/2023	NAPA AUTO PARTS	R	412.96	ACCOUNTS PAYABLE CHECK
169990	05/12/2023	NEWPORT CHEMICAL & EQUIPMENT	R	4057.68	ACCOUNTS PAYABLE CHECK
169991	05/12/2023	PETROLEUM UST RELEASE COMP BOARD	R	1100.00	ACCOUNTS PAYABLE CHECK
169992	05/12/2023	PLAYHOUSE SQUARE CENTER	R	324.00	ACCOUNTS PAYABLE CHECK
169993	05/12/2023	RACHEL WIXEY & ASSOCIATES	R	7006.13	ACCOUNTS PAYABLE CHECK
169994	05/12/2023	REPOSE LLC	R	147.00	ACCOUNTS PAYABLE CHECK
169995	05/12/2023	ROCHELLE PLATT WINDOW	R	708.56	ACCOUNTS PAYABLE CHECK
169996	05/12/2023	SHIFFLER EQUIPMENT SALES	R	525.08	ACCOUNTS PAYABLE CHECK
169997	05/12/2023	SNAP-ON TOOLS	R	550.00	ACCOUNTS PAYABLE CHECK
169998	05/12/2023	SOVEREIGN INDUSTRIES INC	R	395.00	ACCOUNTS PAYABLE CHECK
169999	05/12/2023	SPARKLE WASH OF CUYAHOGA COUNTY	R	478.00	ACCOUNTS PAYABLE CHECK
170000	05/12/2023	SQUIRE PATTON BOGGS LLP	R	1420.00	ACCOUNTS PAYABLE CHECK
170001	05/12/2023	TEXTBOOK WAREHOUSE LLC	R	181.58	ACCOUNTS PAYABLE CHECK
170002	05/12/2023	TLC TRANSPORTATION SERVICES	R	10881.00	ACCOUNTS PAYABLE CHECK
170003	05/12/2023	TOTAL LINE REFRIGERATION	R	1499.80	ACCOUNTS PAYABLE CHECK
170004	05/12/2023	TRANSPORTATION ACCESSORIES	R	400.00	ACCOUNTS PAYABLE CHECK
170005	05/12/2023	OHIO DEPT OF COMMERCE	R	204.75	ACCOUNTS PAYABLE CHECK
170006	05/12/2023	THE T-SHIRT PRESS	R	780.00	ACCOUNTS PAYABLE CHECK
170007	05/12/2023	TURFSCAPE INC	R	11275.88	ACCOUNTS PAYABLE CHECK
170008	05/12/2023	UNITED RENTALS INC. NORTH AMERICA	R	599.04	ACCOUNTS PAYABLE CHECK
170009	05/12/2023	UNITED SKATES OF AMERICA	R	2885.00	ACCOUNTS PAYABLE CHECK
170010	05/12/2023	UNITY SCHOOL BUS PARTS	R	125.26	ACCOUNTS PAYABLE CHECK
170011	05/12/2023	WAKE UP CALL MEDIA	R	500.00	ACCOUNTS PAYABLE CHECK
170012	05/12/2023	WARREN ROOFING & INSULATING CO	R	3550.00	ACCOUNTS PAYABLE CHECK
170013	05/12/2023	WESTERN RESERVE HISTORICAL SOCIETY	R	655.50	ACCOUNTS PAYABLE CHECK
170014	05/16/2023	GABLE ELEVATOR & LIFT INC.	R	5247.50	ACCOUNTS PAYABLE CHECK

POWERSCHOOL  
DATE: 06/09/2023  
TIME: 16:36:03

SHAKER HEIGHTS CITY SCHOOLS  
CHECK REGISTER INCLUDING SYSTEM VOIDS

PAGE NUMBER: 3  
ACCTPA21  
ACCOUNTING PERIOD: 11/23

SELECTION CRITERIA: chkstat.rundate between '20230501' and '20230531'

170015	05/16/2023	LEVY RESTAURANTS	R	8206.33	ACCOUNTS PAYABLE CHECK
170016	05/18/2023	DEX IMAGING LLC	R	809.00	ACCOUNTS PAYABLE CHECK
170017	05/19/2023	A.W. FARRELL & SON INC	R	1182.50	ACCOUNTS PAYABLE CHECK
170018	05/19/2023	ACADEMY MUSIC	R	3121.00	ACCOUNTS PAYABLE CHECK
170019	05/19/2023	BILL HONSAKER	R	200.00	ACCOUNTS PAYABLE CHECK
170020	05/19/2023	BUCKEYE POWER SALES CO INC	R	2632.43	ACCOUNTS PAYABLE CHECK
170021	05/19/2023	BURGER'S ACE HARDWARE	R	14.99	ACCOUNTS PAYABLE CHECK
170022	05/19/2023	CABLE COMMUNICATIONS INC	R	18933.77	ACCOUNTS PAYABLE CHECK
170023	05/19/2023	CDW	R	2407.55	ACCOUNTS PAYABLE CHECK
170024	05/19/2023	CERNI MOTORS	R	555.33	ACCOUNTS PAYABLE CHECK
170025	05/19/2023	CINTAS	R	1009.38	ACCOUNTS PAYABLE CHECK
170026	05/19/2023	CUMMINS INC	R	270.63	ACCOUNTS PAYABLE CHECK
170027	05/19/2023	CUYAHOGA COMMUNITY COLLEGE	R	581.60	ACCOUNTS PAYABLE CHECK
170028	05/19/2023	DEMCO INC.	R	186.91	ACCOUNTS PAYABLE CHECK
170029	05/19/2023	DEX IMAGING LLC	R	8.00	ACCOUNTS PAYABLE CHECK
170030	05/19/2023	EDUCATION ALTERNATIVES	R	31521.00	ACCOUNTS PAYABLE CHECK
170031	05/19/2023	EDUCATIONAL SERVICE CENTER OF NE OH	R	41228.74	ACCOUNTS PAYABLE CHECK
170032	05/19/2023	EDUCATIONAL SVC CTR PROF DEV CTR	R	353134.73	ACCOUNTS PAYABLE CHECK
170033	05/19/2023	EXTRA DUTY SOLUTIONS	R	16032.50	ACCOUNTS PAYABLE CHECK
170034	05/19/2023	FOLLETT LIBRARY RESOURCES	R	6682.16	ACCOUNTS PAYABLE CHECK
170035	05/19/2023	GRAINGER	R	286.66	ACCOUNTS PAYABLE CHECK
170036	05/19/2023	GREAT LAKES SCIENCE CENTER	R	4125.00	ACCOUNTS PAYABLE CHECK
170037	05/19/2023	GUARDIAN ALARM CO.	R	148.00	ACCOUNTS PAYABLE CHECK
170038	05/19/2023	HOGAN TRANSPORTATION	R	22160.00	ACCOUNTS PAYABLE CHECK
170039	05/19/2023	INDEPENDENCE BUSINESS SUPPLY	R	74.60	ACCOUNTS PAYABLE CHECK
170040	05/19/2023	J.W. PEPPER & SON INC.	R	113.99	ACCOUNTS PAYABLE CHECK
170041	05/19/2023	JC EHRLICH	R	566.80	ACCOUNTS PAYABLE CHECK
170042	05/19/2023	JOHNSTONE SUPPLY	R	1830.26	ACCOUNTS PAYABLE CHECK
170043	05/19/2023	LORA COVER	R	205.40	ACCOUNTS PAYABLE CHECK
170044	05/19/2023	LOWE'S COMPANIES INC	R	1037.11	ACCOUNTS PAYABLE CHECK
170045	05/19/2023	MARS ELECTRIC	R	427.12	ACCOUNTS PAYABLE CHECK
170046	05/19/2023	NORTHCOAST CDL TESTING CENTER LLC	R	61.00	ACCOUNTS PAYABLE CHECK
170047	05/19/2023	PARTY411 EVENTS	R	18228.00	ACCOUNTS PAYABLE CHECK
170048	05/19/2023	RE-EDUCATION SERVICES INC.	R	1580.00	ACCOUNTS PAYABLE CHECK
170049	05/19/2023	SHERWIN WILLIAMS	R	45.82	ACCOUNTS PAYABLE CHECK
170050	05/19/2023	SHRED-IT USA	R	767.53	ACCOUNTS PAYABLE CHECK
170051	05/19/2023	SOUMIA STAIIFI	R	54.94	ACCOUNTS PAYABLE CHECK
170052	05/19/2023	SYNOVIA SOLUTIONS	R	58.00	ACCOUNTS PAYABLE CHECK
170053	05/19/2023	THE RILEY LAW FIRM LLC	R	4230.00	ACCOUNTS PAYABLE CHECK
170054	05/19/2023	TURF PRIDE LAWN CARE	R	2898.00	ACCOUNTS PAYABLE CHECK
170055	05/19/2023	UNITED RENTALS INC. NORTH AMERICA	R	285.00	ACCOUNTS PAYABLE CHECK
170056	05/19/2023	UNITY SCHOOL BUS PARTS	R	76.25	ACCOUNTS PAYABLE CHECK
170057	05/19/2023	WAKE UP CALL MEDIA	R	685.00	ACCOUNTS PAYABLE CHECK
170058	05/25/2023	CORBIN & ALLISON BAYLES	R	140.00	ACCOUNTS PAYABLE CHECK
170059	05/25/2023	DANIEL & LIANA CARROLL	R	60.00	ACCOUNTS PAYABLE CHECK
170060	05/25/2023	CHRISTINE SHEETS	R	60.00	ACCOUNTS PAYABLE CHECK
170061	05/25/2023	DENISE MCCORY	R	65.00	ACCOUNTS PAYABLE CHECK
170062	05/25/2023	DOMINION EAST OHIO	R	7177.06	ACCOUNTS PAYABLE CHECK
170063	05/25/2023	EMILY GRIMES	R	70.00	ACCOUNTS PAYABLE CHECK
170064	05/25/2023	CHERIE HOWELL	R	28.00	ACCOUNTS PAYABLE CHECK
170065	05/25/2023	ILLUMINATING CO.	R	3328.85	ACCOUNTS PAYABLE CHECK
170066	05/25/2023	JANELE KAMPAS	R	65.00	ACCOUNTS PAYABLE CHECK
170067	05/25/2023	JED & MEGHAN HUNTER	R	70.00	ACCOUNTS PAYABLE CHECK
170068	05/25/2023	JENNA REHMER	R	138.00	ACCOUNTS PAYABLE CHECK
170069	05/25/2023	JOSEPH JOHNSON, SR	R	65.00	ACCOUNTS PAYABLE CHECK
170070	05/25/2023	JULIANA WODA	R	70.00	ACCOUNTS PAYABLE CHECK

POWERSCHOOL  
DATE: 06/09/2023  
TIME: 16:36:03

SHAKER HEIGHTS CITY SCHOOLS  
CHECK REGISTER INCLUDING SYSTEM VOIDS

PAGE NUMBER: 4  
ACCTPA21  
ACCOUNTING PERIOD: 11/23

SELECTION CRITERIA: chkstat.rundate between '20230501' and '20230531'

170071	05/25/2023	KRISTIN WEINBERG	R	70.00	ACCOUNTS PAYABLE CHECK
170072	05/25/2023	ZONES OF REGULATION, INC.	R	1320.00	ACCOUNTS PAYABLE CHECK
170073	05/25/2023	MARSHA GARRETT	R	70.00	ACCOUNTS PAYABLE CHECK
170074	05/25/2023	MCKEON EDUCATION GROUP	R	5475.00	ACCOUNTS PAYABLE CHECK
170075	05/25/2023	MIRANDA BORDEN	R	70.00	ACCOUNTS PAYABLE CHECK
170076	05/25/2023	MYRA FELDMAN	R	70.00	ACCOUNTS PAYABLE CHECK
170077	05/25/2023	A+ SOLUTIONS	R	531.25	ACCOUNTS PAYABLE CHECK
170078	05/25/2023	RACHEL SCHMIDT	R	70.00	ACCOUNTS PAYABLE CHECK
170079	05/25/2023	REGIONAL TRANSIT AUTHORITY	R	262.50	ACCOUNTS PAYABLE CHECK
170080	05/25/2023	TATIANA PANIGRAHI	R	70.00	ACCOUNTS PAYABLE CHECK
170081	05/25/2023	ZOE ORNSTEIN	R	60.00	ACCOUNTS PAYABLE CHECK
170082	05/30/2023	DEARBORN LIFE INSURANCE COMPANY	R	10308.08	ACCOUNTS PAYABLE CHECK
170083	05/30/2023	LEGAL SHIELD	R	1427.70	ACCOUNTS PAYABLE CHECK
170084	05/31/2023	ACADEMY MUSIC	R	498.00	ACCOUNTS PAYABLE CHECK
170085	05/31/2023	GARY ADAMS	R	1500.00	ACCOUNTS PAYABLE CHECK
170086	05/31/2023	ALCO-CHEM INC	R	273.00	ACCOUNTS PAYABLE CHECK
170087	05/31/2023	AMAZON.COM	R	6035.09	ACCOUNTS PAYABLE CHECK
170088	05/31/2023	AMBER ROSE ROGERS	R	2000.00	ACCOUNTS PAYABLE CHECK
170089	05/31/2023	BEST TRUCK EQUIPMENT INC	R	6518.00	ACCOUNTS PAYABLE CHECK
170090	05/31/2023	BLICK ART MATERIALS	R	304.58	ACCOUNTS PAYABLE CHECK
170091	05/31/2023	BRIGHT WHITE PAPER CO.	R	4434.76	ACCOUNTS PAYABLE CHECK
170092	05/31/2023	BRINDZA MCINTYRE & SEED LLP	R	6364.47	ACCOUNTS PAYABLE CHECK
170093	05/31/2023	BUCKEYE EDUCATIONAL SYSTEMS	R	161.48	ACCOUNTS PAYABLE CHECK
170094	05/31/2023	CALVETTA BROS CONSTRUCTION	R	4936.00	ACCOUNTS PAYABLE CHECK
170095	05/31/2023	CASEY CHEYENNE WILLIAMS	R	4000.00	ACCOUNTS PAYABLE CHECK
170096	05/31/2023	CDW	R	42174.76	ACCOUNTS PAYABLE CHECK
170097	05/31/2023	CHARD SNYDER & ASSOCIATES INC	R	512.50	ACCOUNTS PAYABLE CHECK
170098	05/31/2023	CINTAS	R	481.37	ACCOUNTS PAYABLE CHECK
170099	05/31/2023	COLLEGE BOARD AP	R	72416.00	ACCOUNTS PAYABLE CHECK
170100	05/31/2023	COMFORT SYSTEMS USA (OHIO) INC	R	8502.17	ACCOUNTS PAYABLE CHECK
170101	05/31/2023	COURTNEY CLARK	R	2000.00	ACCOUNTS PAYABLE CHECK
170102	05/31/2023	CUMMINS INC	R	590.47	ACCOUNTS PAYABLE CHECK
170103	05/31/2023	NICHOLS PAPER & SUPPLY CO.	V	0.00	VOID: MULTI STUB CHECK
170104	05/31/2023	NICHOLS PAPER & SUPPLY CO.	R	25994.25	ACCOUNTS PAYABLE CHECK
170105	05/31/2023	KK ALLIANCE CORPORATION	R	231.80	ACCOUNTS PAYABLE CHECK
170106	05/31/2023	DEMCO INC.	R	451.28	ACCOUNTS PAYABLE CHECK
170107	05/31/2023	DEX IMAGING LLC	R	270.08	ACCOUNTS PAYABLE CHECK
170108	05/31/2023	EDUCATIONAL SERVICE CENTER OF NE OH	R	44178.30	ACCOUNTS PAYABLE CHECK
170109	05/31/2023	O.P. AQUATICS	R	1854.09	ACCOUNTS PAYABLE CHECK
170110	05/31/2023	ESC OF THE WESTERN RESERVE	R	7587.49	ACCOUNTS PAYABLE CHECK
170111	05/31/2023	EVERSTREAM HOLDING CO. LLC	R	1752.73	ACCOUNTS PAYABLE CHECK
170112	05/31/2023	FIELDTURF USA INC.	R	3866.66	ACCOUNTS PAYABLE CHECK
170113	05/31/2023	FOLLETT LIBRARY RESOURCES	R	4646.81	ACCOUNTS PAYABLE CHECK
170114	05/31/2023	FOOTE PRINTING	R	510.00	ACCOUNTS PAYABLE CHECK
170115	05/31/2023	GABLE ELEVATOR & LIFT INC.	R	6141.50	ACCOUNTS PAYABLE CHECK
170116	05/31/2023	GARDINER SERVICE COMPANY	R	2045.00	ACCOUNTS PAYABLE CHECK
170117	05/31/2023	GCA	R	600.00	ACCOUNTS PAYABLE CHECK
170118	05/31/2023	HEALTHCARE PROCESS CONSULTING INC	R	7250.00	ACCOUNTS PAYABLE CHECK
170119	05/31/2023	H-I TRANSLATING & INTERPRETING	R	709.19	ACCOUNTS PAYABLE CHECK
170120	05/31/2023	HMA PROMOTIONS LLC	R	838.50	ACCOUNTS PAYABLE CHECK
170121	05/31/2023	HOME DEPOT PRO INSTITUTIONAL	R	2052.96	ACCOUNTS PAYABLE CHECK
170122	05/31/2023	IMAGE WEAR INC	R	740.00	ACCOUNTS PAYABLE CHECK
170123	05/31/2023	INDEPENDENCE BUSINESS SUPPLY	R	1757.76	ACCOUNTS PAYABLE CHECK
170124	05/31/2023	I PRINT TECHNOLOGIES	R	280.00	ACCOUNTS PAYABLE CHECK
170125	05/31/2023	J.W. PEPPER & SON INC.	R	1074.48	ACCOUNTS PAYABLE CHECK
170126	05/31/2023	JC EHRLICH	R	453.60	ACCOUNTS PAYABLE CHECK

POWERSCHOOL  
DATE: 06/09/2023  
TIME: 16:36:03

SHAKER HEIGHTS CITY SCHOOLS  
CHECK REGISTER INCLUDING SYSTEM VOIDS

PAGE NUMBER: 5  
ACCTPA21  
ACCOUNTING PERIOD: 11/23

SELECTION CRITERIA: chkstat.rundate between '20230501' and '20230531'

170127	05/31/2023	JOSTENS INC.	R	16926.03	ACCOUNTS PAYABLE CHECK
170128	05/31/2023	LADDERS UNLIMITED & SUPPLY INC	R	2745.00	ACCOUNTS PAYABLE CHECK
170129	05/31/2023	LAKE METROPARKS	R	1446.00	ACCOUNTS PAYABLE CHECK
170130	05/31/2023	LANCE R. HAUSERMAN	R	24800.00	ACCOUNTS PAYABLE CHECK
170131	05/31/2023	LEARNWELL EDUCATION	R	628.46	ACCOUNTS PAYABLE CHECK
170132	05/31/2023	MADELINE LEVITZ	R	1875.00	ACCOUNTS PAYABLE CHECK
170133	05/31/2023	LOWE'S COMPANIES INC	R	133.90	ACCOUNTS PAYABLE CHECK
170134	05/31/2023	NEPTUNE PLUMBING & HEATING CO.	R	3384.46	ACCOUNTS PAYABLE CHECK
170135	05/31/2023	NEWPORT CHEMICAL & EQUIPMENT	R	6615.10	ACCOUNTS PAYABLE CHECK
170136	05/31/2023	NORTH COAST TUTORING SERVICES	R	7858.75	ACCOUNTS PAYABLE CHECK
170137	05/31/2023	GARY OSTKAR	R	200.00	ACCOUNTS PAYABLE CHECK
170138	05/31/2023	PIERRE'S ICE CREAM	R	230.00	ACCOUNTS PAYABLE CHECK
170139	05/31/2023	PRECIOUS CARGO TRANSPORTATION INC	R	3180.00	ACCOUNTS PAYABLE CHECK
170140	05/31/2023	QUILL CORPORATION	R	1487.02	ACCOUNTS PAYABLE CHECK
170141	05/31/2023	RACHEL WIXEY & ASSOCIATES	R	9030.06	ACCOUNTS PAYABLE CHECK
170142	05/31/2023	RETTIG MUSIC	R	60.00	ACCOUNTS PAYABLE CHECK
170143	05/31/2023	SCHOOL SPECIALTY INC	R	1074.56	ACCOUNTS PAYABLE CHECK
170144	05/31/2023	SENDERO THERAPIES INC.	R	39153.60	ACCOUNTS PAYABLE CHECK
170145	05/31/2023	SHAKER HEIGHTS HIGH SCHOOL	R	250.00	ACCOUNTS PAYABLE CHECK
170146	05/31/2023	SOS SPEEDY OFFICE SUPPLY	R	1018.55	ACCOUNTS PAYABLE CHECK
170147	05/31/2023	SOVEREIGN INDUSTRIES INC	R	19682.92	ACCOUNTS PAYABLE CHECK
170148	05/31/2023	SPARKLE WASH OF CUYAHOGA COUNTY	R	275.00	ACCOUNTS PAYABLE CHECK
170149	05/31/2023	SPECTRUM BUSINESS	R	59.99	ACCOUNTS PAYABLE CHECK
170150	05/31/2023	SQUIRE PATTON BOGGS LLP	R	4280.00	ACCOUNTS PAYABLE CHECK
170151	05/31/2023	SUBURBAN AREA PAINTING INC	R	1000.00	ACCOUNTS PAYABLE CHECK
170152	05/31/2023	SUGAR ARTS BAKEHOUSE	R	299.88	ACCOUNTS PAYABLE CHECK
170153	05/31/2023	THC CONCRETE GRINDING	R	4777.50	ACCOUNTS PAYABLE CHECK
170154	05/31/2023	THE COLLEGE BOARD	R	2400.00	ACCOUNTS PAYABLE CHECK
170155	05/31/2023	OARNET AT OSU	R	2821.39	ACCOUNTS PAYABLE CHECK
170156	05/31/2023	TOTAL LINE REFRIGERATION	R	10979.45	ACCOUNTS PAYABLE CHECK
170157	05/31/2023	TURFSCAPE INC	R	47848.00	ACCOUNTS PAYABLE CHECK
170158	05/31/2023	UNITED SKATES OF AMERICA	R	1540.00	ACCOUNTS PAYABLE CHECK
170159	05/31/2023	URSULINE COLLEGE VOLLEYBALL	R	280.00	ACCOUNTS PAYABLE CHECK
170160	05/31/2023	VEX ROBOTICS INC	R	659.34	ACCOUNTS PAYABLE CHECK
170161	05/31/2023	WAKE UP CALL MEDIA	R	250.00	ACCOUNTS PAYABLE CHECK
170162	05/31/2023	WEST HEALTH ADVOCATE SOLUTIONS INC	R	958.50	ACCOUNTS PAYABLE CHECK
170163	05/31/2023	WESTON HURD LLP	R	28011.50	ACCOUNTS PAYABLE CHECK
170164	05/31/2023	STACY CALDWELL	R	40.00	ACCOUNTS PAYABLE CHECK
170165	05/31/2023	BETH WEBSTER	R	12.00	ACCOUNTS PAYABLE CHECK
170166	05/31/2023	NICCOLE YOUNG	R	2366.54	ACCOUNTS PAYABLE CHECK
170167	05/31/2023	DONNEIKA A KIBBLE	R	625.00	ACCOUNTS PAYABLE CHECK
170168	05/31/2023	ELECTRIC STUDIO INC.	R	5100.00	ACCOUNTS PAYABLE CHECK
170169	05/31/2023	MOONLIGHT SPECIALTIES	R	1221.00	ACCOUNTS PAYABLE CHECK
170170	05/31/2023	COURTNEY TUNSON	R	319.00	ACCOUNTS PAYABLE CHECK
170171	05/31/2023	ERICKA WEBB	R	150.00	ACCOUNTS PAYABLE CHECK
170172	05/31/2023	LAKESHA EZELL	R	366.00	ACCOUNTS PAYABLE CHECK
170173	05/31/2023	REGIONAL TRANSIT AUTHORITY	R	87.50	ACCOUNTS PAYABLE CHECK
170174	05/31/2023	CLEVELAND HEARING AND SPEECH CENTER	R	8190.00	ACCOUNTS PAYABLE CHECK
170175	05/31/2023	HOGAN TRANSPORTATION	R	150599.48	ACCOUNTS PAYABLE CHECK
170176	05/31/2023	OHIO LEADERSHIP INSTITUTE	R	9775.00	ACCOUNTS PAYABLE CHECK
170177	05/31/2023	POWERSCHOOL GROUP LLC	R	69259.95	ACCOUNTS PAYABLE CHECK
170178	05/31/2023	SOUNDCOM SYSTEMS	R	411.81	ACCOUNTS PAYABLE CHECK
170179	05/31/2023	UNITED RENTALS INC. NORTH AMERICA	R	7472.86	ACCOUNTS PAYABLE CHECK
170180	05/31/2023	A.W. FARRELL & SON INC	R	1343.00	ACCOUNTS PAYABLE CHECK
170181	05/31/2023	ABEL TRUCK PARTS	R	23.59	ACCOUNTS PAYABLE CHECK
170182	05/31/2023	ACADEMY MUSIC	R	40.00	ACCOUNTS PAYABLE CHECK



POWERSCHOOL  
DATE: 06/09/2023  
TIME: 16:36:03

SHAKER HEIGHTS CITY SCHOOLS  
CHECK REGISTER INCLUDING SYSTEM VOIDS

PAGE NUMBER: 6  
ACCTPA21  
ACCOUNTING PERIOD: 11/23

SELECTION CRITERIA: chkstat.rundate between '20230501' and '20230531'

170183	05/31/2023	GARY ADAMS	R	175.00	ACCOUNTS PAYABLE CHECK
170184	05/31/2023	AMAZON.COM	R	41.18	ACCOUNTS PAYABLE CHECK
170185	05/31/2023	ATHLETIC LAUNDRY CO.	R	1305.14	ACCOUNTS PAYABLE CHECK
170186	05/31/2023	BAIR'S INC	R	55330.00	ACCOUNTS PAYABLE CHECK
170187	05/31/2023	BSN SPORTS-CORPORATE OFFICE	R	1512.90	ACCOUNTS PAYABLE CHECK
170188	05/31/2023	CARDINAL BUS SALES & SERVICE INC	R	1428.45	ACCOUNTS PAYABLE CHECK
170189	05/31/2023	CASTLE GLASS INC	R	495.00	ACCOUNTS PAYABLE CHECK
170190	05/31/2023	CERNI MOTORS	R	4007.00	ACCOUNTS PAYABLE CHECK
170191	05/31/2023	CINTAS	R	428.31	ACCOUNTS PAYABLE CHECK
170192	05/31/2023	CUMMINS INC	R	1681.41	ACCOUNTS PAYABLE CHECK
170193	05/31/2023	D&W DIESEL INC.	R	398.58	ACCOUNTS PAYABLE CHECK
170194	05/31/2023	NICHOLS PAPER & SUPPLY CO.	R	973.93	ACCOUNTS PAYABLE CHECK
170195	05/31/2023	KANNENBERG BROS. CO. INC.	R	68.50	ACCOUNTS PAYABLE CHECK
170196	05/31/2023	KK ALLIANCE CORPORATION	R	581.75	ACCOUNTS PAYABLE CHECK
170197	05/31/2023	DEX IMAGING LLC	R	132.00	ACCOUNTS PAYABLE CHECK
170198	05/31/2023	DICK BLICK ART MATERIALS	R	723.15	ACCOUNTS PAYABLE CHECK
170199	05/31/2023	DIETRICH, LLC	R	220.00	ACCOUNTS PAYABLE CHECK
170200	05/31/2023	O.P. AQUATICS	R	1614.97	ACCOUNTS PAYABLE CHECK
170201	05/31/2023	FOLLETT LIBRARY RESOURCES	R	2815.49	ACCOUNTS PAYABLE CHECK
170202	05/31/2023	FOOTE PRINTING	R	4450.00	ACCOUNTS PAYABLE CHECK
170203	05/31/2023	FUZION SPORTS LLC	R	504.00	ACCOUNTS PAYABLE CHECK
170204	05/31/2023	GARDINER SERVICE COMPANY	R	225.00	ACCOUNTS PAYABLE CHECK
170205	05/31/2023	GLEN D. RAMAGE ARCHITECT INC.	R	8300.00	ACCOUNTS PAYABLE CHECK
170206	05/31/2023	GRAINGER	R	291.03	ACCOUNTS PAYABLE CHECK
170207	05/31/2023	HALE FARM AND VILLAGE	R	696.00	ACCOUNTS PAYABLE CHECK
170208	05/31/2023	H-I TRANSLATING & INTERPRETING	R	380.13	ACCOUNTS PAYABLE CHECK
170209	05/31/2023	HOME DEPOT PRO INSTITUTIONAL	R	457.55	ACCOUNTS PAYABLE CHECK
170210	05/31/2023	INDEPENDENT TREE LLC	R	1255.00	ACCOUNTS PAYABLE CHECK
170211	05/31/2023	J.W. PEPPER & SON INC.	R	72.79	ACCOUNTS PAYABLE CHECK
170212	05/31/2023	JC EHRLICH	R	1074.00	ACCOUNTS PAYABLE CHECK
170213	05/31/2023	CITY OF SHAKER HEIGHTS	R	645.00	ACCOUNTS PAYABLE CHECK
170214	05/31/2023	JOSTENS INC.	R	442.55	ACCOUNTS PAYABLE CHECK
170215	05/31/2023	KIDSLINK SCHOOL LLC	R	7166.67	ACCOUNTS PAYABLE CHECK
170216	05/31/2023	MADELINE LEVITZ	R	825.00	ACCOUNTS PAYABLE CHECK
170217	05/31/2023	MATCO TOOLS	R	2673.00	ACCOUNTS PAYABLE CHECK
170218	05/31/2023	MCGOLDRICK TIMOTHY	R	300.00	ACCOUNTS PAYABLE CHECK
170219	05/31/2023	MEDINA COUNTY SCHOOLS' ESC	R	145.00	ACCOUNTS PAYABLE CHECK
170220	05/31/2023	MENTOR HIGH SCHOOL	R	200.00	ACCOUNTS PAYABLE CHECK
170221	05/31/2023	NAPA AUTO PARTS	R	1363.38	ACCOUNTS PAYABLE CHECK
170222	05/31/2023	OH BUR OF CRIM ID INVESTIGATION	R	7349.00	ACCOUNTS PAYABLE CHECK
170223	05/31/2023	O'REILLY AUTO ENTERPRISES LLC	R	143.19	ACCOUNTS PAYABLE CHECK
170224	05/31/2023	PRECIOUS CARGO TRANSPORTATION INC	R	4140.00	ACCOUNTS PAYABLE CHECK
170225	05/31/2023	RE-EDUCATION SERVICES INC.	R	6581.00	ACCOUNTS PAYABLE CHECK
170226	05/31/2023	RIDDELL/ ALL AMERICAN SPORTS CORP	R	4022.91	ACCOUNTS PAYABLE CHECK
170227	05/31/2023	RUBE ADLER SPORTS	R	1156.50	ACCOUNTS PAYABLE CHECK
170228	05/31/2023	RUSH TRUCK CENTER OF OHIO INC	R	6382.54	ACCOUNTS PAYABLE CHECK
170229	05/31/2023	SHHS CREW PARENTS	R	2280.00	ACCOUNTS PAYABLE CHECK
170230	05/31/2023	SNAP-ON TOOLS	R	2775.00	ACCOUNTS PAYABLE CHECK
170231	05/31/2023	SPARKLE WASH OF CUYAHOGA COUNTY	R	324.00	ACCOUNTS PAYABLE CHECK
170232	05/31/2023	TRANSPORTATION ACCESSORIES	R	405.00	ACCOUNTS PAYABLE CHECK
170233	05/31/2023	UNITED RENTALS INC. NORTH AMERICA	R	869.52	ACCOUNTS PAYABLE CHECK
170234	05/31/2023	UNITY SCHOOL BUS PARTS	R	48.60	ACCOUNTS PAYABLE CHECK
170235	05/31/2023	VALLEY FORD TRUCKS	R	130.00	ACCOUNTS PAYABLE CHECK
170236	05/31/2023	WOODHILL SUPPLY	R	4542.37	ACCOUNTS PAYABLE CHECK
170237	05/31/2023	ANGELA BEN-KIKI	R	1087.50	ACCOUNTS PAYABLE CHECK
170238	05/31/2023	AVI FOODSYSTEMS INC	R	221825.33	ACCOUNTS PAYABLE CHECK

POWERSCHOOL  
DATE: 06/09/2023  
TIME: 16:36:03

SHAKER HEIGHTS CITY SCHOOLS  
CHECK REGISTER INCLUDING SYSTEM VOIDS

PAGE NUMBER: 7  
ACCTPA21  
ACCOUNTING PERIOD: 11/23

SELECTION CRITERIA: chkstat.rundate between '20230501' and '20230531'

170239	05/31/2023	SHARON GALIN	R	856.08	ACCOUNTS PAYABLE CHECK
170240	05/31/2023	HONEY HUT ICE CREAM SHOPPE INC	R	340.00	ACCOUNTS PAYABLE CHECK
170241	05/31/2023	J.C. SHERMAN	R	800.00	ACCOUNTS PAYABLE CHECK
170242	05/31/2023	STEWART'S SMOKIN BACKYARD BBQ	R	2425.00	ACCOUNTS PAYABLE CHECK
170243	05/31/2023	MARLA WALKER	R	1297.50	ACCOUNTS PAYABLE CHECK
* 241878	05/01/2023	AIG RETIREMENT	R	1817.00	ACCOUNTS PAYABLE CHECK
241879	05/01/2023	AMERICAN FAMILY LIFE INS, ASSN CO.	R	854.35	ACCOUNTS PAYABLE CHECK
241880	05/01/2023	ASPIRE FINANCIAL SERVICES	R	7289.75	ACCOUNTS PAYABLE CHECK
241881	05/01/2023	CUYAHOGA CNTY COMMON PLEAS	R	328.92	ACCOUNTS PAYABLE CHECK
241882	05/01/2023	EQUITABLE FINANCIAL	R	6353.00	ACCOUNTS PAYABLE CHECK
241883	05/01/2023	EQUITABLE FINANCIAL	R	4725.00	ACCOUNTS PAYABLE CHECK
241884	05/01/2023	PENSERV PLAN SERVICES INC	R	462.50	ACCOUNTS PAYABLE CHECK
241885	05/01/2023	GALIC DISBURSING CO.	R	2561.07	ACCOUNTS PAYABLE CHECK
241886	05/01/2023	GARFIELD HTS MUNICIPAL COURT	R	147.94	ACCOUNTS PAYABLE CHECK
241887	05/01/2023	METLIFE GROUP	R	3873.83	ACCOUNTS PAYABLE CHECK
241888	05/01/2023	GWN MARKETING, INC	R	772.00	ACCOUNTS PAYABLE CHECK
241889	05/01/2023	NATIONAL LIFE GROUP	R	750.06	ACCOUNTS PAYABLE CHECK
241890	05/01/2023	OTTER LOANS	R	126.39	ACCOUNTS PAYABLE CHECK
241891	05/01/2023	PACIFIC LIFE	R	1425.00	ACCOUNTS PAYABLE CHECK
241892	05/01/2023	RF DISBURSEMENTS	R	490.00	ACCOUNTS PAYABLE CHECK
241893	05/01/2023	SHAKER HTS MUNICIPAL COURT	R	143.73	ACCOUNTS PAYABLE CHECK
241894	05/01/2023	SHAKER SCHOOLS FOUNDATION	R	50.00	ACCOUNTS PAYABLE CHECK
241895	05/01/2023	SOUTH EUCLID MUNICIPAL COURT	R	103.70	ACCOUNTS PAYABLE CHECK
241896	05/01/2023	STANDING CHAPTER 13 TRUSTEE	R	1240.57	ACCOUNTS PAYABLE CHECK
241897	05/01/2023	SECURITY BENEFITS	R	575.00	ACCOUNTS PAYABLE CHECK
* 241900	05/16/2023	AIG RETIREMENT	R	1817.00	ACCOUNTS PAYABLE CHECK
* 241900	05/30/2023	AIG RETIREMENT	V	-1817.00	VOID MANUAL CHECK
241901	05/16/2023	AMERICAN FAMILY LIFE INS, ASSN CO.	R	854.35	ACCOUNTS PAYABLE CHECK
241902	05/16/2023	ASPIRE FINANCIAL SERVICES	R	7289.75	ACCOUNTS PAYABLE CHECK
241903	05/16/2023	CUYAHOGA CNTY COMMON PLEAS	R	328.63	ACCOUNTS PAYABLE CHECK
241904	05/16/2023	EQUITABLE FINANCIAL	R	6353.00	ACCOUNTS PAYABLE CHECK
241905	05/16/2023	EQUITABLE FINANCIAL	R	4725.00	ACCOUNTS PAYABLE CHECK
241906	05/16/2023	PENSERV PLAN SERVICES INC	R	462.50	ACCOUNTS PAYABLE CHECK
241907	05/16/2023	GALIC DISBURSING CO.	R	2561.07	ACCOUNTS PAYABLE CHECK
241908	05/16/2023	GARFIELD HTS MUNICIPAL COURT	R	147.94	ACCOUNTS PAYABLE CHECK
241909	05/16/2023	METLIFE GROUP	R	3873.83	ACCOUNTS PAYABLE CHECK
241910	05/16/2023	GWN MARKETING, INC	R	772.00	ACCOUNTS PAYABLE CHECK
241911	05/16/2023	NATIONAL LIFE GROUP	R	750.06	ACCOUNTS PAYABLE CHECK
241912	05/16/2023	OTTER LOANS	R	126.39	ACCOUNTS PAYABLE CHECK
241913	05/16/2023	PACIFIC LIFE	R	1425.00	ACCOUNTS PAYABLE CHECK
241914	05/16/2023	RF DISBURSEMENTS	R	490.00	ACCOUNTS PAYABLE CHECK
241915	05/16/2023	SHAKER HTS MUNICIPAL COURT	R	143.73	ACCOUNTS PAYABLE CHECK
241916	05/16/2023	SHAKER SCHOOLS FOUNDATION	R	50.00	ACCOUNTS PAYABLE CHECK
241917	05/16/2023	SOUTH EUCLID MUNICIPAL COURT	R	103.70	ACCOUNTS PAYABLE CHECK
241918	05/16/2023	STANDING CHAPTER 13 TRUSTEE	R	1240.57	ACCOUNTS PAYABLE CHECK
241919	05/16/2023	SECURITY BENEFITS	R	575.00	ACCOUNTS PAYABLE CHECK
* 241921	05/30/2023	AIG RETIREMENT	R	1817.00	ACCOUNTS PAYABLE CHECK
* V945500	05/03/2023	AMERICAN EXPRESS	V	0.00	VOID: MULTI STUB VOUCHER
* V945501	05/03/2023	AMERICAN EXPRESS	V	0.00	VOID: MULTI STUB VOUCHER
* V945502	05/03/2023	AMERICAN EXPRESS	V	0.00	VOID: MULTI STUB VOUCHER
* V945503	05/03/2023	AMERICAN EXPRESS	V	0.00	VOID: MULTI STUB VOUCHER
* V945505	05/03/2023	HUNTINGTON BANK-MASTERCARDS	V	0.00	VOID: MULTI STUB VOUCHER
* V945506	05/03/2023	HUNTINGTON BANK-MASTERCARDS	V	0.00	VOID: MULTI STUB VOUCHER
* V945507	05/03/2023	HUNTINGTON BANK-MASTERCARDS	V	0.00	VOID: MULTI STUB VOUCHER
* V945508	05/03/2023	HUNTINGTON BANK-MASTERCARDS	V	0.00	VOID: MULTI STUB VOUCHER
* V945509	05/03/2023	HUNTINGTON BANK-MASTERCARDS	V	0.00	VOID: MULTI STUB VOUCHER

POWERSCHOOL  
DATE: 06/09/2023  
TIME: 16:36:03

SHAKER HEIGHTS CITY SCHOOLS  
CHECK REGISTER INCLUDING SYSTEM VOIDS

PAGE NUMBER: 8  
ACCTPA21  
ACCOUNTING PERIOD: 11/23

SELECTION CRITERIA: chkstat.rundate between '20230501' and '20230531'

* V945515	05/09/2023	ADAM S. COHEN	R	41.50	ACCOUNTS PAYABLE VOUCHER
* V945516	05/09/2023	JENNIFER CURRIE	R	184.06	ACCOUNTS PAYABLE VOUCHER
* V945517	05/09/2023	KRISTIN A KOTERBA	R	264.00	ACCOUNTS PAYABLE VOUCHER
* V945518	05/09/2023	RENEE M.L. MANUEL	R	13.20	ACCOUNTS PAYABLE VOUCHER
* V945519	05/09/2023	SHELLEY MCDERMOTT	R	160.60	ACCOUNTS PAYABLE VOUCHER
* V945520	05/09/2023	CARA J MOTELKA	R	79.04	ACCOUNTS PAYABLE VOUCHER
* V945521	05/09/2023	NORA JEAN MURPHY	R	158.00	ACCOUNTS PAYABLE VOUCHER
* V945522	05/09/2023	TRISHA L ROMANO	R	170.40	ACCOUNTS PAYABLE VOUCHER
* V945523	05/09/2023	DAVID A SALUGA	R	64.00	ACCOUNTS PAYABLE VOUCHER
* V945524	05/09/2023	MICHAEL C SEARS	R	15.40	ACCOUNTS PAYABLE VOUCHER
* V945525	05/09/2023	STACEY L. STEGGERT	R	627.85	ACCOUNTS PAYABLE VOUCHER
* V945526	05/09/2023	SETH P UNGEMACH	R	14.30	ACCOUNTS PAYABLE VOUCHER
* V945527	05/09/2023	MATTHEW P WYMAN	R	64.00	ACCOUNTS PAYABLE VOUCHER
* V945528	05/09/2023	CHARLES P. BRAMAN & CO. INC.	R	1225.00	ACCOUNTS PAYABLE VOUCHER
* V945529	05/09/2023	VAN AUKEN AKINS ARCHITECTS LLC	R	642.62	ACCOUNTS PAYABLE VOUCHER
* V945530	05/17/2023	CASEY L AILIFF	R	88.40	ACCOUNTS PAYABLE VOUCHER
* V945531	05/17/2023	SARA M. CHENGELIS	R	322.00	ACCOUNTS PAYABLE VOUCHER
* V945532	05/17/2023	LAURA N DABERKO	R	8.40	ACCOUNTS PAYABLE VOUCHER
* V945533	05/17/2023	MARY ANN DURKALSKI	R	12.10	ACCOUNTS PAYABLE VOUCHER
* V945534	05/17/2023	KATHLEEN P FLEMING	R	29.31	ACCOUNTS PAYABLE VOUCHER
* V945535	05/17/2023	SUZANNE M GENILLIER	R	28.00	ACCOUNTS PAYABLE VOUCHER
* V945536	05/17/2023	BROOKSANDRA HEMANS	R	122.76	ACCOUNTS PAYABLE VOUCHER
* V945537	05/17/2023	JAMES R HOLESOVSKY	R	218.20	ACCOUNTS PAYABLE VOUCHER
* V945538	05/17/2023	KEAF HOLLIDAY	R	120.97	ACCOUNTS PAYABLE VOUCHER
* V945539	05/17/2023	DONNA B. JELEN	R	97.34	ACCOUNTS PAYABLE VOUCHER
* V945540	05/17/2023	MICHAEL J KARENKE	R	88.40	ACCOUNTS PAYABLE VOUCHER
* V945541	05/17/2023	JOSEPH E. KONOPINSKI	R	74.91	ACCOUNTS PAYABLE VOUCHER
* V945542	05/17/2023	RENEE M.L. MANUEL	R	11.00	ACCOUNTS PAYABLE VOUCHER
* V945543	05/17/2023	JORDAN S MCCONNELL	R	31.31	ACCOUNTS PAYABLE VOUCHER
* V945544	05/17/2023	JOCELYN L. ROACH	R	55.77	ACCOUNTS PAYABLE VOUCHER
* V945545	05/17/2023	JAMES D RODEMS	R	57.88	ACCOUNTS PAYABLE VOUCHER
* V945546	05/17/2023	WILLIAM J SCANLON	R	60.00	ACCOUNTS PAYABLE VOUCHER
* V945547	05/17/2023	STEPHANIE B SMITH	R	196.00	ACCOUNTS PAYABLE VOUCHER
* V945548	05/17/2023	MARISSA STRANGE	R	75.00	ACCOUNTS PAYABLE VOUCHER
* V945549	05/17/2023	CAYCE R THORNTON	R	141.60	ACCOUNTS PAYABLE VOUCHER
* V945550	05/17/2023	ALMA ADVISORY GROUP LLC	R	5600.00	ACCOUNTS PAYABLE VOUCHER
* V945551	05/30/2023	BRYAN C CHRISTMAN	R	172.00	ACCOUNTS PAYABLE VOUCHER
* V945552	05/30/2023	KAREN L MEHLING HOWSON	R	86.32	ACCOUNTS PAYABLE VOUCHER
* V945553	05/30/2023	MARY ANN DURKALSKI	R	12.10	ACCOUNTS PAYABLE VOUCHER
* V945554	05/30/2023	AMANDA AHRENS ERSEK	R	118.32	ACCOUNTS PAYABLE VOUCHER
* V945555	05/30/2023	ADAM C FLETCHER	R	139.00	ACCOUNTS PAYABLE VOUCHER
* V945556	05/30/2023	GEOFFREY S GAINFORD	R	180.00	ACCOUNTS PAYABLE VOUCHER
* V945557	05/30/2023	ANDREW O GLASIER	R	140.00	ACCOUNTS PAYABLE VOUCHER
* V945558	05/30/2023	JAMIE S. HARDEN	R	48.00	ACCOUNTS PAYABLE VOUCHER
* V945559	05/30/2023	MERYL A. HARING	R	61.52	ACCOUNTS PAYABLE VOUCHER
* V945560	05/30/2023	BROOKSANDRA HEMANS	R	66.82	ACCOUNTS PAYABLE VOUCHER
* V945561	05/30/2023	ANNE J HAY	R	12.71	ACCOUNTS PAYABLE VOUCHER
* V945562	05/30/2023	CHRISTOPHER HAYWARD	R	12.00	ACCOUNTS PAYABLE VOUCHER
* V945563	05/30/2023	PATRICIA A. HITCHENS	R	256.00	ACCOUNTS PAYABLE VOUCHER
* V945564	05/30/2023	CAROLINE N. MARKEL	R	26.30	ACCOUNTS PAYABLE VOUCHER
* V945565	05/30/2023	ANGEL M MELENDEZ JR	R	43.50	ACCOUNTS PAYABLE VOUCHER
* V945566	05/30/2023	JULIE L. MIMS	R	92.40	ACCOUNTS PAYABLE VOUCHER
* V945567	05/30/2023	JOHN M. MOORE	R	202.73	ACCOUNTS PAYABLE VOUCHER
* V945568	05/30/2023	SARIAH B RICHARDSON	R	200.00	ACCOUNTS PAYABLE VOUCHER
* V945569	05/30/2023	LINDA B ROTH	R	133.61	ACCOUNTS PAYABLE VOUCHER
* V945570	05/30/2023	JANE E SCULLY	R	37.53	ACCOUNTS PAYABLE VOUCHER

POWERSCHOOL  
DATE: 06/09/2023  
TIME: 16:36:03

SHAKER HEIGHTS CITY SCHOOLS  
CHECK REGISTER INCLUDING SYSTEM VOIDS

PAGE NUMBER: 9  
ACCTPA21  
ACCOUNTING PERIOD: 11/23

SELECTION CRITERIA: chkstat.rundate between '20230501' and '20230531'

* V945571	05/30/2023	KARLEE A. ROBINSON	R	89.73	ACCOUNTS PAYABLE VOUCHER
* V945572	05/30/2023	KAILEY S UHL	R	18.05	ACCOUNTS PAYABLE VOUCHER
* V945573	05/30/2023	TELEISE WILLIAMS	R	23.50	ACCOUNTS PAYABLE VOUCHER
* V945574	05/31/2023	PNC BANK	R	1519.79	ACCOUNTS PAYABLE VOUCHER
* V945575	05/31/2023	ANTHEM	R	51743.20	ACCOUNTS PAYABLE VOUCHER
* V945576	05/31/2023	MEDICAL MUTUAL OF OHIO	R	1287203.93	ACCOUNTS PAYABLE VOUCHER
* V945577	05/31/2023	HNB MEDICARE	R	76034.98	ACCOUNTS PAYABLE VOUCHER
* V945578	05/31/2023	SCHOOL EMPLOYEE RETIREMENT (SERS)	R	35666.48	ACCOUNTS PAYABLE VOUCHER
* V945579	05/31/2023	STATE TEACHERS RETIREMENT (STRS)	R	31745.46	ACCOUNTS PAYABLE VOUCHER
* V945580	05/31/2023	ALLSTATE	R	18862.44	ACCOUNTS PAYABLE VOUCHER
* V945581	05/31/2023	LINCOLN NATIONAL LIFE INS CO	R	4511.59	ACCOUNTS PAYABLE VOUCHER
* V945582	05/31/2023	MEDICAL MUTUAL FLEX PLAN	R	19234.83	ACCOUNTS PAYABLE VOUCHER
* V945586	05/31/2023	AMERICAN EXPRESS	R	19359.86	ACCOUNTS PAYABLE VOUCHER
* V945587	05/31/2023	AT & T	R	335.34	ACCOUNTS PAYABLE VOUCHER
* V945588	05/31/2023	BELLEFAIRE JCB	R	33582.00	ACCOUNTS PAYABLE VOUCHER
* V945589	05/31/2023	CITY OF CLEVELAND WATER	R	9237.24	ACCOUNTS PAYABLE VOUCHER
* V945596	05/31/2023	HUNTINGTON BANK-MASTERCARDS	R	86290.90	ACCOUNTS PAYABLE VOUCHER
* V945597	05/31/2023	NORTHEAST OHIO REGIONAL SEWER	R	13761.10	ACCOUNTS PAYABLE VOUCHER
* V945598	05/31/2023	SPECTRUM (TIME WARNER CABLE)	R	2723.86	ACCOUNTS PAYABLE VOUCHER
* V945599	05/31/2023	VERIZON	R	8823.41	ACCOUNTS PAYABLE VOUCHER
* V945600	05/31/2023	WASTE MANAGEMENT OF OHIO INC	R	6296.83	ACCOUNTS PAYABLE VOUCHER
* V945601	05/31/2023	OSC - NATURAL GAS	R	20815.00	ACCOUNTS PAYABLE VOUCHER
* V945602	05/31/2023	PAY FOR IT	R	8618.07	ACCOUNTS PAYABLE VOUCHER
* V945603	05/31/2023	RED TREE INVESTMENT GROUP	R	4682.56	ACCOUNTS PAYABLE VOUCHER
* V945604	05/31/2023	SQUARE	R	21.90	ACCOUNTS PAYABLE VOUCHER
* V945605	05/31/2023	ARBITERPAY	R	2000.00	ACCOUNTS PAYABLE VOUCHER
* V945606	05/31/2023	CCT FINANCIAL	R	9673.25	ACCOUNTS PAYABLE VOUCHER
* V945607	05/31/2023	CUYAHOGA CO REAL ESTATE TAX	R	6474.68	ACCOUNTS PAYABLE VOUCHER
* V945608	05/31/2023	HUNTINGTON BANK	R	688.08	ACCOUNTS PAYABLE VOUCHER
* V945609	05/31/2023	MWWI OH LLC	R	2447.96	ACCOUNTS PAYABLE VOUCHER
* V945610	05/31/2023	SHAKER HEIGHTS PUBLIC LIBRARY	R	500.00	ACCOUNTS PAYABLE VOUCHER
* V948860	05/01/2023	AFSCME PEOPLE	R	8.35	ACCOUNTS PAYABLE VOUCHER
* V948861	05/01/2023	ALLSTATE	R	9359.22	ACCOUNTS PAYABLE VOUCHER
* V948862	05/01/2023	DEARBORN LIFE INSURANCE COMPANY	R	2529.09	ACCOUNTS PAYABLE VOUCHER
* V948863	05/01/2023	EDUCATORS RESERVE	R	1171.00	ACCOUNTS PAYABLE VOUCHER
* V948864	05/01/2023	HNB MEDICARE	R	75401.88	ACCOUNTS PAYABLE VOUCHER
* V948865	05/01/2023	HUNTINGTON BANK	R	212774.37	ACCOUNTS PAYABLE VOUCHER
* V948866	05/01/2023	LEGALSHIELD	R	710.00	ACCOUNTS PAYABLE VOUCHER
* V948867	05/01/2023	LINCOLN NATIONAL LIFE INS CO	R	2247.09	ACCOUNTS PAYABLE VOUCHER
* V948868	05/01/2023	LOCAL 200 DUES 12 MO	R	2010.00	ACCOUNTS PAYABLE VOUCHER
* V948869	05/01/2023	MEDICAL MUTUAL FLEX PLAN	R	12396.52	ACCOUNTS PAYABLE VOUCHER
* V948870	05/01/2023	O.A.P.S.E. LOCAL 149	R	2829.79	ACCOUNTS PAYABLE VOUCHER
* V948871	05/01/2023	OHIO CHILD SUPPORT CENTRAL	R	4665.81	ACCOUNTS PAYABLE VOUCHER
* V948872	05/01/2023	OHIO PUBLIC DEFERRED COMPENSATION	R	13720.16	ACCOUNTS PAYABLE VOUCHER
* V948873	05/01/2023	SCHOOL EMPLOYEE RETIREMENT	R	69187.08	ACCOUNTS PAYABLE VOUCHER
* V948874	05/01/2023	SCHOOL EMPLOYEE RETIREMENT (SERS)	R	108349.50	ACCOUNTS PAYABLE VOUCHER
* V948875	05/01/2023	STATE TEACHERS RETIREMENT	R	264023.84	ACCOUNTS PAYABLE VOUCHER
* V948876	05/01/2023	STATE TEACHERS RETIREMENT (STRS)	R	306937.99	ACCOUNTS PAYABLE VOUCHER
* V948877	05/01/2023	TREASURER, STATE OF OHIO	R	60706.52	ACCOUNTS PAYABLE VOUCHER
* V948878	05/01/2023	VOYA RETIREMENT INS. AND ANNUITY CO	R	2406.38	ACCOUNTS PAYABLE VOUCHER
* V948879	05/01/2023	VOYA RETIREMENT INS.&ANNUITY	R	5743.49	ACCOUNTS PAYABLE VOUCHER
* V948880	05/16/2023	AFSCME PEOPLE	R	8.35	ACCOUNTS PAYABLE VOUCHER
* V948881	05/16/2023	ALLSTATE	R	9347.76	ACCOUNTS PAYABLE VOUCHER
* V948882	05/16/2023	DEARBORN LIFE INSURANCE COMPANY	R	7747.51	ACCOUNTS PAYABLE VOUCHER
* V948883	05/16/2023	EDUCATORS RESERVE	R	1171.00	ACCOUNTS PAYABLE VOUCHER
* V948884	05/16/2023	HNB MEDICARE	R	76622.40	ACCOUNTS PAYABLE VOUCHER

POWERSCHOOL  
DATE: 06/09/2023  
TIME: 16:36:03

SHAKER HEIGHTS CITY SCHOOLS  
CHECK REGISTER INCLUDING SYSTEM VOIDS

PAGE NUMBER: 10  
ACCTPA21  
ACCOUNTING PERIOD: 11/23

SELECTION CRITERIA: chkstat.rundate between '20230501' and '20230531'

* V948885	05/16/2023	HUNTINGTON BANK	R	217036.24	ACCOUNTS PAYABLE VOUCHER
* V948886	05/16/2023	LEGALSHIELD	R	714.48	ACCOUNTS PAYABLE VOUCHER
* V948887	05/16/2023	LINCOLN NATIONAL LIFE INS CO	R	2247.09	ACCOUNTS PAYABLE VOUCHER
* V948888	05/16/2023	LOCAL 200 DUES 12 MO	R	2025.00	ACCOUNTS PAYABLE VOUCHER
* V948889	05/16/2023	MEDICAL MUTUAL FLEX PLAN	R	12396.52	ACCOUNTS PAYABLE VOUCHER
* V948890	05/16/2023	O.A.P.S.E. LOCAL 149	R	2850.99	ACCOUNTS PAYABLE VOUCHER
* V948891	05/16/2023	OHIO CHILD SUPPORT CENTRAL	R	4665.81	ACCOUNTS PAYABLE VOUCHER
* V948892	05/16/2023	OHIO PUBLIC DEFERRED COMPENSATION	R	13995.16	ACCOUNTS PAYABLE VOUCHER
* V948893	05/16/2023	OHIO SCHOOL DISTRICT INC.TAX	R	405.96	ACCOUNTS PAYABLE VOUCHER
* V948894	05/16/2023	RITA	R	118566.08	ACCOUNTS PAYABLE VOUCHER
* V948895	05/16/2023	SCHOOL EMPLOYEE RETIREMENT	R	72417.51	ACCOUNTS PAYABLE VOUCHER
* V948896	05/16/2023	SCHOOL EMPLOYEE RETIREMENT (SERS)	R	113418.03	ACCOUNTS PAYABLE VOUCHER
* V948897	05/16/2023	SHCSD DENTAL	R	60337.44	ACCOUNTS PAYABLE VOUCHER
* V948898	05/16/2023	SHCSD MEDICAL	R	896752.01	ACCOUNTS PAYABLE VOUCHER
* V948899	05/16/2023	SHCSD PRESCRIPTION	R	222348.59	ACCOUNTS PAYABLE VOUCHER
* V948900	05/16/2023	STATE TEACHERS RETIREMENT	R	264387.58	ACCOUNTS PAYABLE VOUCHER
* V948901	05/16/2023	STATE TEACHERS RETIREMENT (STRS)	R	307301.73	ACCOUNTS PAYABLE VOUCHER
* V948902	05/16/2023	STRS BUY BACK ANNUITIZED	R	2237.66	ACCOUNTS PAYABLE VOUCHER
* V948903	05/16/2023	TREASURER, STATE OF OHIO	R	61743.76	ACCOUNTS PAYABLE VOUCHER
* V948904	05/16/2023	VOYA RETIREMENT INS. AND ANNUITY CO	R	2406.38	ACCOUNTS PAYABLE VOUCHER
* V948905	05/16/2023	VOYA RETIREMENT INS.&ANNUITY	R	5743.49	ACCOUNTS PAYABLE VOUCHER
TOTAL FUND				7547461.95	
TOTAL REPORT				7547461.95	

## **10. BOND ISSUE EXPENDITURE SUMMARY**

**SHAKER HEIGHTS CITY SCHOOL DISTRICT**  
**FUND 004**  
**CAPITAL PROJECT EXPENDITURES**

**SUMMARY AS OF**  
**May 31, 2023**

<b>CATEGORY</b>	<b>BEG. OF MONTH BALANCE</b>	<b>EXPENDITURES MTD</b>	<b>EXPENDITURES TO DATE</b>
<b>OTHER NON-BOND PROJECTS 9121, 9150&amp;9620</b>	\$31,410,791.82	\$105,947.60	\$31,516,739.42
<b>SSF FUNDED PROJECTS</b>	\$2,475,740.82	\$0.00	\$2,475,740.82
<b>FY2018 BONDS-SCC 94xx</b>	\$25,525,595.39	\$0.00	\$25,525,595.39
<b>TOTAL TO DATE</b>	<b>\$59,412,128.03</b>	<b>\$105,947.60</b>	<b>\$59,518,075.63</b>

**NON-BOND SOURCES  
OTHER**

<b>PROJECT December 31 2018</b>	<b>BUILDING</b>	<b>Land, Building Vehicles, F&amp;E</b>	<b>CHECK DATE</b>	<b>SPECIAL COST CENTER</b>	<b>ESTIMATED COST</b>	<b>ACTUAL COST MTD</b>	<b>ACTUAL COST TO DATE</b>	<b>CONTRACTOR/ VENDOR</b>
<b>Other:</b>								
install hot water boiler; remove old one	Middle School		1/12/2005		\$6,000.00	\$6,000.00	\$6,000.00	Hoover Heating & Air Cond.
completion of electrical upgrades	High School		1/31/2005		\$11,472.00	\$11,472.00	\$11,472.00	Genesis Electric
service on Hydro Pulse boiler	District		1/31/2005		\$685.00	\$685.00	\$685.00	Hoover Heating & Air Cond.
DA Robers & Assoc	District		2/9/2005		\$2,000.00	\$2,000.00	\$2,000.00	DA Robers & Assoc.
repair roof leaks	Woodbury		2/17/2005		\$470.00	\$470.00	\$470.00	Allied Commerical Roofing
repair roof leaks	Middle School		2/17/2005		\$260.00	\$260.00	\$260.00	Allied Commerical Roofing
telecomm & tech consulting project	District		2/17/2005		\$2,343.75	\$2,343.75	\$2,343.75	Business Technologies
Boulevard elevator - architectural fee	Boulevard		2/17/2005		\$2,070.00	\$2,070.00	\$2,070.00	Collins, Gordon, Bostwick
8 Year Plan - prof services	District		2/17/2005		\$1,298.75	\$1,298.75	\$1,298.75	Collins, Gordon, Bostwick
Onaway Learning Garden - architect	Onaway		2/17/2005		\$3,207.99	\$3,207.99	\$3,207.99	McKnight & Assoc. Ltd.
48 chairs with chrome frames	Fernway		2/17/2005		\$2,283.43	\$2,283.43	\$2,283.43	Waller-Duman Inc.
cafeteria table	Boulevard		2/17/2005		\$942.44	\$942.44	\$942.44	Waller-Duman Inc.
20 folding tables	High School		2/17/2005		\$4,851.00	\$4,851.00	\$4,851.00	Waller-Duman Inc.
repair roof leaks	High School		2/25/2005		\$860.00	\$860.00	\$860.00	Allied Commerical Roofing
repair roof leaks	High School		2/25/2005		\$440.00	\$440.00	\$440.00	Allied Commerical Roofing
repair roof leaks	Fernway		2/25/2005		\$250.00	\$250.00	\$250.00	Allied Commerical Roofing
engineering visit - swing support	Mercer		2/25/2005		\$375.00	\$375.00	\$375.00	Barber and Hoffman Inc
engineering visit - stair vibration	Fernway		2/25/2005		\$840.00	\$840.00	\$840.00	Barber and Hoffman Inc
schematic design - 8 Year Plan	District		2/25/2005		\$1,860.00	\$1,860.00	\$1,860.00	Collins, Gordon, Bostwick
HVAC service call - Phys Ed office	High School		2/25/2005		\$152.50	\$152.50	\$152.50	Hoover Heating & Air Cond.
2nd year of Gold maint - 60 mo contract	District		3/8/2005		\$7,599.00	\$7,599.00	\$7,599.00	Integrated Precision
Woodbury addendum on maint contract	Woodbury		3/8/2005		\$2,081.45	\$2,081.45	\$2,081.45	Integrated Precision
project mgmt activites - roof restoration	HS, Mercer		3/16/2005		\$630.00	\$630.00	\$630.00	Kenderson, Inc.
audio/video consult/design	Onaway		3/16/2005		\$111.18	\$111.18	\$111.18	Teamco/John Paul Baker
repair roof leaks	Bus Gar, Mercer		3/16/2005		\$720.00	\$720.00	\$720.00	Allied Commerical Roofing
consulting - spec ed student transp	District		3/16/2005		\$3,000.00	\$3,000.00	\$3,000.00	Education Logistics, Inc.
audio/video consult/design	Middle School		3/24/2005		\$607.66	\$607.66	\$607.66	Teamco/John Paul Baker
tractor and loader	District		3/24/2005		\$21,612.55	\$21,612.55	\$21,612.55	West Shore New Holland, Inc
legal ad for "Peter's Garden"	Onaway		3/28/2005		\$556.92	\$556.92	\$556.92	Plain Dealer
engnr/arch serv - mobile classrm relo	District		3/30/2005		\$17,969.53	\$17,969.53	\$17,969.53	Christian & Klopper, Inc.
arch services - SHCSD 8 year plan	District		3/30/2005		\$2,070.00	\$2,070.00	\$2,070.00	Collins, Gordon, Bostwick
roof and gutter repairs	District	Building	4/28/2005	9150	\$1,225.00	\$1,225.00	\$1,225.00	Allied Commercial Roofing
spec ed transp study - travel exp	District	F&E	4/28/2005	9150	\$275.63	\$275.63	\$275.63	Education Logistics, Inc.
flat screen monitor (19")	Transportation	F&E	4/30/2005	9150	\$349.00	\$349.00	\$349.00	Dell Marketing L.P.
flat screen monitor (17")	Admin	F&E	4/30/2005	9150	\$229.00	\$229.00	\$229.00	Dell Marketing L.P.
engineering for elect serv upgrade	High School	Building	5/4/2005	9150	\$520.00	\$520.00	\$520.00	Karpinski Engineering
install mini-split A/C units (5)	District	F&E	5/10/2005	9150	\$21,282.50	\$21,282.50	\$21,282.50	Hoover Heating & Air Cond.
ornamental spray - Rose Garden	Woodbury	Land	5/26/2005	9150	\$97.00	\$97.00	\$97.00	H.A.M. Landscaping
tables with Chem-Armor surface (3)	Woodbury	F&E	5/26/2005	9150	\$3,135.00	\$3,135.00	\$3,135.00	Ward's Natural Science
metal student lockers	Fernway	F&E	5/26/2005	9150	\$1,200.00	\$1,200.00	\$1,200.00	Waller-Duman Inc.
ornamental Spray - Rose Garden	Woodbury	Land	6/9/2005	9150	\$195.45	\$195.45	\$195.45	H.A.M. Landscaping
qtrly fee - telecom & tech consulting	Admin	F&E	6/9/2005	9150	\$2,343.75	\$2,343.75	\$2,343.75	Business Technologies



**OTHER**

<b>PROJECT December 31 2018</b>	<b>BUILDING</b>	<b>Land, Building Vehicles, F&amp;E</b>	<b>CHECK DATE</b>	<b>SPECIAL COST CENTER</b>	<b>ESTIMATED COST</b>	<b>ACTUAL COST MTD</b>	<b>ACTUAL COST TO DATE</b>	<b>CONTRACTOR/ VENDOR</b>
TV mount	Boulevard	F&E	6/27/2005	9150	\$180.00	\$180.00	\$180.00	Teamco/John Paul Baker
travel exp for transp consultant	Admin	F&E	6/27/2005	9150	\$278.17	\$278.17	\$278.17	Education Logistics, Inc.
portion of plan review - elev study	Boulevard	Building	6/27/2005	9150	\$188.23	\$188.23	\$188.23	Collins, Gordon, Bostwick
landscaping at Woodbury	Woodbury	Land	7/28/2005	9150	\$135.00	\$135.00	\$135.00	H.A.M. Landscaping
rooftop unit above HS Library	High School	F&E	7/29/2005	9150	\$806.25	\$806.25	\$806.25	Hoover Heating & Air Cond.
install new boiler	Boulevard	F&E	7/29/2005	9150	\$20,580.00	\$20,580.00	\$20,580.00	RCR Services Inc.
1/2 cost of Door H lock and remote	District	Building	8/5/2005	9150	\$2,365.45	\$2,365.45	\$2,365.45	Integrated Precision
qtrly fee - telecom & tech consulting	Admin	F&E	8/12/2005	9150	\$2,343.75	\$2,343.75	\$2,343.75	Business Technologies
ornamental spray - Rose Garden	Woodbury	Land	8/12/2005	9150	\$540.00	\$540.00	\$540.00	H.A.M. Landscaping
architectural services - Peters Garden	Onaway	Land	8/31/2005	9150	\$1,512.46	\$1,512.46	\$1,512.46	McKnight & Assoc. Ltd.
miscellaneous roof repairs	District	Building	9/15/2005	9150	\$1,260.00	\$1,260.00	\$1,260.00	Allied Commercial Roofing
ornamental Spray - Rose Garden	Woodbury	Land	9/15/2005	9150	\$405.00	\$405.00	\$405.00	H.A.M. Landscaping
service call on small a/c unit	High School	F&E	9/15/2005	9150	\$203.00	\$203.00	\$203.00	Hoover Heating & Air Cond.
architectural services - Peters Garden	Onaway	Land	9/23/2005	9150	\$900.00	\$900.00	\$900.00	McKnight & Assoc. Ltd.
upgrade AED units	District	F&E	9/23/2005	9150	\$7,281.25	\$7,281.25	\$7,281.25	Medtronic Physio-Control Corp
annual roofing inspection/assessment	District	Building	10/12/2005	9150	\$1,375.00	\$1,375.00	\$1,375.00	Kenderson, Inc.
re-mount TV in music room	Woodbury	F&E	10/12/2005	9150	\$277.60	\$277.60	\$277.60	Teamco/John Paul Baker
repairs on computer lab rooftop a/c	Woodbury	F&E	10/19/2005	9150	\$338.93	\$338.93	\$338.93	Hoover Heating & Air Cond.
maint contract - attendance ph system	High School	F&E	10/28/2005	9150	\$395.00	\$395.00	\$395.00	US Netcom Corp
repair of roof leaks	MS & Bus Gar	Building	11/4/2005	9150	\$1,550.00	\$1,550.00	\$1,550.00	Allied Commercial Roofing
SMART board	Onaway	F&E	11/4/2004	9150	\$1,923.00	\$1,923.00	\$1,923.00	SMART Ed. Services
partial exp for SMARTbd to Jennings	Onaway	F&E	5/18/2006	9150	(\$1,373.37)	(\$1,373.37)	(\$1,373.37)	SSF/Jennings Grant
ornamental Spray, Rose Garden, Sep	Woodbury	Land	11/7/2005	9150	\$540.00	\$540.00	\$540.00	H.A.M. Landscaping
five addtl parking slots (Peter's Grdn)	Onaway	Land	11/14/2005	9150	\$22,962.00	\$22,962.00	\$22,962.00	Vizmeg Landscape Inc.
repair of roof leaks	Admin	Building	11/18/2005	9150	\$230.00	\$230.00	\$230.00	Allied Commercial Roofing
ornamental spray, Rose Garden, Oct	Woodbury	Land	11/23/2005	9150	\$270.00	\$270.00	\$270.00	H.A.M. Landscaping
upgrade of a/c unit to Mitsubishi	Onaway	F&E	11/23/2005	9150	\$650.00	\$650.00	\$650.00	Hoover Heating & Air Cond.
s/w maint & support - PhoneMaster	Transportation	F&E	12/9/2005	9150	\$499.00	\$499.00	\$499.00	US Netcom Corp
roof repairs at Admin Building	Admin	Building	12/30/2005	9150	\$395.00	\$395.00	\$395.00	Allied Commercial Roofing
misc service calls re: furnace/AC	District	F&E	1/13/2006	9150	\$1,531.34	\$1,531.34	\$1,531.34	Hoover Heating & Air Cond.
gutter and roof repair	Mercer	Building	1/24/2006	9150	\$1,595.00	\$1,595.00	\$1,595.00	Allied Commercial Roofing
two Epson projectors	Onaway	F&E	2/10/2006	9150	\$2,483.98	\$2,483.98	\$2,483.98	CDW Government, Inc.
labor for mounting televisions	Boulevard	F&E	2/15/2006	9150	\$480.00	\$480.00	\$480.00	Teamco/John Paul Baker
corner desk with hutch, storage unit	District	F&E	2/15/2006	9150	\$1,658.00	\$1,658.00	\$1,658.00	Mentor Office Supply
mobile files with lock	District	F&E	2/15/2006	9150	\$692.00	\$692.00	\$692.00	Mentor Office Supply
appliance - tchrs lounge (was Fnd 01)	Boulevard	F&E	2/28/2006	9150	\$455.00	\$455.00	\$455.00	Lowe's
music library system	Middle School	F&E	3/9/2006	9150	\$6,584.25	\$6,584.25	\$6,584.25	Wenger Corporation
repairs of roof leak over room 113	Lomond	Building	3/31/2006	9150	\$385.00	\$385.00	\$385.00	Allied Commercial Roofing
ornamental spray, Rose Garden, Mar	Woodbury	Land	4/27/2006	9150	\$135.00	\$135.00	\$135.00	H.A.M. Landscaping
ornamental spray, Rose Garden, Apr	Woodbury	Land	5/25/2006	9150	\$135.00	\$135.00	\$135.00	H.A.M. Landscaping
repair of roof leak and loose slates	Woodbury	Building	6/16/2006	9150	\$265.00	\$265.00	\$265.00	Allied Commercial Roofing
repair of three roof leak areas	Boulevard	Building	6/16/2006	9150	\$725.00	\$725.00	\$725.00	Allied Commercial Roofing
correction to SSF share for P's Garden	Onaway	Land	6/30/2006	9150	\$702.00	\$702.00	\$702.00	transfer Vizmeg exp from SSF
ornamental spray - Rose Garden, Jun	Woodbury	Land	7/21/2006	9150	\$540.00	\$540.00	\$540.00	H.A.M. Landscaping
service call on a/c in Music Room	Fernway	Building	7/21/2006	9150	\$165.00	\$165.00	\$165.00	Hoover Heating & Air Cond.

**OTHER**

<b>PROJECT December 31 2018</b>	<b>BUILDING</b>	<b>Land, Building Vehicles, F&amp;E</b>	<b>CHECK DATE</b>	<b>SPECIAL COST CENTER</b>	<b>ESTIMATED COST</b>	<b>ACTUAL COST MTD</b>	<b>ACTUAL COST TO DATE</b>	<b>CONTRACTOR/ VENDOR</b>
repair roof leak	Admin	Building	7/31/2006	9150	\$375.00	\$375.00	\$375.00	Allied Commercial Roofing
ornamental spray - Rose Garden, Jul	Woodbury	Land	8/31/2006	9150	\$540.00	\$540.00	\$540.00	H.A.M. Landscaping
three seat walls/benches	Onaway	Land	8/31/2006	9181	\$8,400.00	\$8,400.00	\$8,400.00	Pinzone II
reimb from PTO for three benches	Onaway	Land	9/27/2006	9181	(\$8,400.00)	(\$8,400.00)	(\$8,400.00)	Onaway PTO
ornamental spray - Rose Garden, Aug	Woodbury	Land	9/8/2006	9150	\$540.00	\$540.00	\$540.00	H.A.M. Landscaping
install TV/VCR mounts	District	F&E	9/15/2006	9150	\$5,824.69	\$5,824.69	\$5,824.69	Teamco/John Paul Baker
move outlet	Mercer	Building	9/22/2006	9150	\$315.00	\$315.00	\$315.00	Teamco/John Paul Baker
repair roof leak	Boulevard	Building	9/27/2006	9150	\$395.00	\$395.00	\$395.00	Allied Commercial Roofing
ornamental spray - Rose Garden, Sep	Woodbury	Land	10/16/2006	9150	\$540.00	\$540.00	\$540.00	H.A.M. Landscaping
ornamental spray - Rose Garden, Oct	Woodbury	Land	11/17/2006	9150	\$135.00	\$135.00	\$135.00	H.A.M. Landscaping
repair of misc roof leaks	District	Building	11/17/2006	9150	\$1,515.00	\$1,515.00	\$1,515.00	Allied Commercial Roofing
miscellaneous roof repairs	Middle School	Building	11/30/2006	9150	\$2,770.00	\$2,770.00	\$2,770.00	Allied Commercial Roofing
transfer F07 Rose Garden exp to Fd 1	Woodbury	Land	11/30/2006	9150	(\$2,295.00)	(\$2,295.00)	(\$2,295.00)	intra-district transfer
install TV & cabling for computer AV	Middle School	F&E	12/20/2006	9150	\$690.00	\$690.00	\$690.00	Teamco/John Paul Baker
repair of misc roof leaks	High School	Building	12/29/2006	9150	\$785.00	\$785.00	\$785.00	Allied Commercial Roofing
water testing of drains over auditorium	High School	Building	12/29/2006	9150	\$425.00	\$425.00	\$425.00	Allied Commercial Roofing
repair damaged section of roof	Middle School	Building	2/19/2007	9150	\$3,995.00	\$3,995.00	\$3,995.00	Allied Commercial Roofing
repair of roof leaks and cracked drain	Middle School	Building	4/20/2007	9150	\$275.00	\$275.00	\$275.00	Allied Commercial Roofing
ornamental spray - Rose Garden, May&Jun	Woodbury	Land	8/10/2007	9150	\$1,080.00	\$1,080.00	\$1,080.00	H.A.M. Landscaping
cable outlet installed	High School	Building	10/8/2007	9150	\$403.49	\$403.49	\$403.49	Teamco/John Paul Baker
legal charges	High School	Building	11/24/2007	9150	\$958.08	\$958.08	\$958.08	Plain Dealer
ornamental spray - Rose Garden	Woodbury	Land	12/11/2007	9150	\$1,485.00	\$1,485.00	\$1,485.00	H.A.M. Landscaping
cable installation and TV mounting	High School	F&E	12/20/2007	9150	\$1,474.53	\$1,474.53	\$1,474.53	Teamco/John Paul Baker
antenna and mast	Fernway	F&E	1/16/2008	9150	\$639.58	\$639.58	\$639.58	Teamco/John Paul Baker
Plain Dealer Ad	District	Building	7/26/2008	9150	\$1,137.72	\$1,137.72	\$1,137.72	Plain Dealer
Plain Dealer Ad	District	Building	8/30/2008	9150	\$978.04	\$978.04	\$978.04	Plain Dealer
Extend cable system	District	Building	10/14/2008	9150	\$2,084.32	\$2,084.32	\$2,084.32	Teamco/John Paul Baker
Emergency Fire Remediation	District	Building	12/12/2008	9150	\$6,435.72	\$6,435.72	\$6,435.72	Yanesh Brothers Construction
Water damage, restoration services	District	Building	12/31/2008	9150	\$47,000.00	\$47,000.00	\$47,000.00	Paul Davis Restoration of Cleve
TV installation	High School	F&E	1/16/2009	9150	\$660.00	\$660.00	\$660.00	Teamco/John Paul Baker
Ludlow Restoration	District	Building	5/29/2009	9150	\$5,341.02	\$5,341.02	\$5,341.02	Paul Davis Restoration of Cleve
DLMO Supplies	District	F&E	6/1/2009	9169	\$636.00	\$636.00	\$636.00	Cousin's Video
Security Equipment	District	F&E	9/16/2009	9150	\$21,730.62	\$21,730.62	\$21,730.62	21st Century Alarm/Data
Security Cameras	Middle School	F&E	9/25/2009	9150	\$9,859.00	\$9,859.00	\$9,859.00	21st Century Alarm/Data
Security Cameras	Lomond	F&E	4/22/2010	9150	\$3,850.00	\$3,850.00	\$3,850.00	21st Century Alarm/Data
Security Cameras-Shaker Share	Ludlow	F&E	8/31/2010	9150	\$8,848.50	\$8,848.50	\$8,848.50	21st Century Alarm/Data
Security Cameras-PEP Share	Ludlow	F&E	8/31/2010	9150	\$8,848.50	\$8,848.50	\$8,848.50	21st Century Alarm/Data
Admin Chiller Architectural Services	Admin	F&E	7/31/2014	9150	\$20,444.80	\$20,444.80	\$20,444.80	Neville Architects
Replacement chiller	Admin	F&E	9/16/2014	9150	\$21,143.00	\$21,143.00	\$21,143.00	Carrier Corporation
Replacement chiller	Admin	F&E	10/23/2014	9150	\$114,580.00	\$114,580.00	\$114,580.00	Daikin Applied
Replacement chiller	Admin	F&E	10/30/2014	9150	\$5,220.00	\$5,220.00	\$5,220.00	Daikin Applied
Admin Chiller Architectural Services	Admin	F&E	12/29/2014	9150	\$4,070.00	\$4,070.00	\$4,070.00	Neville Architects
Chiller Replacement Project	Admin	F&E	7/31/2015	9150	\$8,230.00	\$8,230.00	\$8,230.00	Daikin Applied
Correction of prior period expense	Admin	F&E	12/31/2017	9150	(\$94,742.74)	(\$94,742.74)	(\$94,742.74)	Move exp to SCC 9165
Correction of prior period expense	Admin	F&E	12/31/2017	9150	(\$33,244.34)	(\$33,244.34)	(\$33,244.34)	Move exp to SCC 9167

**OTHER**

<b>PROJECT December 31 2018</b>	<b>BUILDING</b>	<b>Land, Building Vehicles, F&amp;E</b>	<b>CHECK DATE</b>	<b>SPECIAL COST CENTER</b>	<b>ESTIMATED COST</b>	<b>ACTUAL COST MTD</b>	<b>ACTUAL COST TO DATE</b>	<b>CONTRACTOR/ VENDOR</b>
HS Fire Remediation	High School	Building	7/24/2018	9150	\$81,064.24	\$81,064.24	\$81,064.24	All Disaster Services
Facilities Assessment	Admin	Building	10/30/2018	9150	\$17.50	\$17.50	\$17.50	Van Auken Akins Architects LLC
Kubota Grounds Vehicle	District	Vehicles	5/12/2023	9150	\$50,617.60	\$50,617.60	\$50,617.60	Cutter Power Sales
Kubota Grounds Vehicle	District	Vehicles	5/31/2023	9150	\$55,330.00	\$55,330.00	\$55,330.00	Bair's Inc.
<b>LAN - Network Integration Project:</b>								
vendor maintenance renewals (6)	Admin	F&E	1/31/2005		\$563.59	\$563.59	\$563.59	Data Processing Sciences
Network Support - Dec 04	District	F&E	1/31/2005		\$1,500.00	\$1,500.00	\$1,500.00	Information Systems Integration
Network Support - Jan 05 and Feb 05	District	F&E	2/17/2005		\$3,000.00	\$3,000.00	\$3,000.00	Information Systems Integration
Network Support - March 05	District	F&E	4/19/2005	9178	\$1,500.00	\$1,500.00	\$1,500.00	Information Systems Integration
Network Support - April 05	District	F&E	5/4/2005	9178	\$1,500.00	\$1,500.00	\$1,500.00	Information Systems Integration
Network Support - May 05	District	F&E	5/31/2005	9178	\$1,500.00	\$1,500.00	\$1,500.00	Information Systems Integration
Network Support - June 05	District	F&E	6/27/2005	9178	\$1,500.00	\$1,500.00	\$1,500.00	Information Systems Integration
<b>Buses:</b>								
71 passenger school buses (2)	District	Vehicles	5/23/2005	9163	\$117,020.00	\$117,020.00	\$117,020.00	Myers Equipment Corp
bus for special needs students	District	Vehicles	8/18/2005	9163	\$33,676.00	\$33,676.00	\$33,676.00	Transportation Equip Sales Corp
65 passenger school buses (2)	District	Vehicles	8/31/2005	9163	\$117,325.00	\$117,325.00	\$117,325.00	Myers Equipment Corp
principal & interest on 365 day loan	District	Vehicles	10/19/2005	9163	\$734,328.00	\$734,328.00	\$734,328.00	Fifth Third Bank
71 passenger school buses (2)	District	Vehicles	5/18/2006	9163	\$115,766.00	\$115,766.00	\$115,766.00	Myers Equipment Corp
71 passenger school bus	District	Vehicles	8/25/2006	9163	\$58,758.00	\$58,758.00	\$58,758.00	Myers Equipment Corp
principal & interest on 365 day loan	District	Vehicles	10/18/2006	9163	\$592,736.67	\$592,736.67	\$592,736.67	Huntington National Bank
71 passenger school buses (4)	District	Vehicles	10/31/2006	9163	\$242,892.00	\$242,892.00	\$242,892.00	Wise International Trucks
paying agent fee for bus loan	District	Vehicles	11/27/2006	9163	\$200.00	\$200.00	\$200.00	Huntington National Bank
transfer paying agent fee to Fund 002	District	Vehicles	12/31/2006	9163	(\$200.00)	(\$200.00)	(\$200.00)	Huntington National Bank
principal & interest on 365 day loan	District	Vehicles	10/18/2007	9163	\$592,736.67	\$592,736.67	\$592,736.67	Huntington National Bank
71 passenger school buses (3)	District	Vehicles	10/26/2007	9163	\$208,476.00	\$208,476.00	\$208,476.00	Power City Intrn'l Trucks, Inc
65 passenger school buses (1)	District	Vehicles	4/25/2008	9163	\$70,432.60	\$70,432.60	\$70,432.60	Power City Intrn'l Trucks, Inc
GPS Unit for buses	District	Vehicles	9/11/2008	9163	\$44,750.00	\$44,750.00	\$44,750.00	Education Logistics, Inc
GPS Units installed	District	Vehicles	9/24/2008	9163	\$26,034.50	\$26,034.50	\$26,034.50	Education Logistics, Inc
principal & interest on 365 day loan	District	Vehicles	10/18/2008	9163	\$518,198.33	\$518,198.33	\$518,198.33	Huntington National Bank
71 passenger school buses (4)	District	Vehicles	1/9/2009	9163	\$299,513.60	\$299,513.60	\$299,513.60	Power City Intrn'l Trucks, Inc
Fleettracker software	District	Vehicles	8/14/2009	9163	\$2,024.00	\$2,024.00	\$2,024.00	Education Logistics
Fleettracker trainer travel exp	District	Vehicles	8/14/2009	9163	\$1,594.39	\$1,594.39	\$1,594.39	Education Logistics
Fleettracker training fees	District	Vehicles	8/14/2009	9163	\$2,550.00	\$2,550.00	\$2,550.00	Education Logistics
71 passenger school buses (8)	District	Vehicles	10/9/2009	9171	\$609,017.80	\$609,017.80	\$609,017.80	Power City Intrn'l Trucks, Inc
principal & interest on 365 day loan	District	Vehicles	10/15/2009	9163	\$514,958.33	\$514,958.33	\$514,958.33	Huntington National Bank
principal & interest on 365 day loan	District	Vehicles	10/5/2010	9171	\$605,983.33	\$605,983.33	\$605,983.33	Huntington National Bank
School Buses (4)	District	Vehicles	9/23/2011	9171	\$316,868.00	\$316,868.00	\$316,868.00	Center City International
principal & interest on 365 day loan	District	Vehicles	10/4/2011	9171	\$605,983.33	\$605,983.33	\$605,983.33	Huntington National Bank
Interest on 2012 Bus Bonds	District	Vehicles	6/14/2013	9171	\$12,500.00	\$12,500.00	\$12,500.00	Bank of New York Mellon
Principal & interest on 2012 Bus Bonds	District	Vehicles	12/15/2013	9171	\$100,000.00	\$100,000.00	\$100,000.00	Bank of New York Mellon
2015 IC Bus	District	Vehicles	2/28/2014	9171	\$26,992.00	\$26,992.00	\$26,992.00	Interstate Billing Service

**OTHER**

<b>PROJECT December 31 2018</b>	<b>BUILDING</b>	<b>Land, Building Vehicles, F&amp;E</b>	<b>CHECK DATE</b>	<b>SPECIAL COST CENTER</b>	<b>ESTIMATED COST</b>	<b>ACTUAL COST MTD</b>	<b>ACTUAL COST TO DATE</b>	<b>CONTRACTOR/ VENDOR</b>
Interest on 2012 Bus Bonds	District	Vehicles	6/13/2014	9171	\$9,100.00	\$9,100.00	\$9,100.00	Bank of New York Mellon
Sale of Band Bus	District	Vehicles	7/11/2014	9171	(\$1,544.64)	(\$1,544.64)	(\$1,544.64)	Glean Ministries
Principal & interest on 2012 Bus Bonds	District	Vehicles	12/15/2014	9171	\$104,100.00	\$104,100.00	\$104,100.00	Bank of New York Mellon
Interest on 2012 Bus Bonds	District	Vehicles	6/15/2015	9171	\$8,150.00	\$8,150.00	\$8,150.00	Bank of New York Mellon
School Buses (4)	District	Vehicles	11/13/2015	9171	\$357,187.00	\$357,187.00	\$357,187.00	Cardinal Bus Sales
Principal & interest on 2012 Bus Bonds	District	Vehicles	12/15/2015	9171	\$103,150.00	\$103,150.00	\$103,150.00	Bank of New York Mellon
Interest on 2012 Bus Bonds	District	Vehicles	6/15/2016	9171	\$7,200.00	\$7,200.00	\$7,200.00	Bank of New York Mellon
30 passenger bus w/ camera	District	Vehicles	8/25/2016	9171	\$50,739.00	\$50,739.00	\$50,739.00	Cardinal Bus Sales
Bus #2 Trade In	District	Vehicles	8/25/2016	9171	(\$2,150.00)	(\$2,150.00)	(\$2,150.00)	Cardinal Bus Sales
School Buses (3)	District	Vehicles	11/30/2016	9171	\$266,424.00	\$266,424.00	\$266,424.00	Interstate Billing Service
Bus Trade Ins	District	Vehicles	11/30/2016	9171	(\$9,100.00)	(\$9,100.00)	(\$9,100.00)	Interstate Billing Service
Principal & interest on 2012 Bus Bonds	District	Vehicles	12/15/2016	9171	\$102,200.00	\$102,200.00	\$102,200.00	Bank of New York Mellon
Interest on 2012 Bus Bonds	District	Vehicles	6/15/2017	9171	\$6,250.00	\$6,250.00	\$6,250.00	Bank of New York Mellon
Additional Trade-In-2 buses	District	Vehicles	11/28/2017	9171	(\$4,200.00)	(\$4,200.00)	(\$4,200.00)	Myers Equipment Corp
School Buses (3)	District	Vehicles	12/22/2017	9171	\$267,426.00	\$267,426.00	\$267,426.00	Myers Equipment Corp
Bus Trade Ins	District	Vehicles	12/22/2017	9171	(\$9,000.00)	(\$9,000.00)	(\$9,000.00)	Myers Equipment Corp
Principal & interest on 2012 Bus Bonds	District	Vehicles	12/15/2017	9171	\$106,250.00	\$106,250.00	\$106,250.00	Bank of New York Mellon
Interest on 2012 Bus Bonds	District	Vehicles	6/15/2018	9171	\$5,250.00	\$5,250.00	\$5,250.00	Bank of New York Mellon
<b>Other Vehicles &amp; Related Equip:</b>								
Ford van T13	District	Vehicles	3/16/2005		\$23,632.09	\$23,632.09	\$23,632.09	Liberty Ford
Eurovent truck and bus exhaust sys	Bus Garage	Vehicles	4/19/2005	9150	\$20,950.00	\$20,950.00	\$20,950.00	Myers Tire Supply
landscaping machinery and equip	Maintenance	F&E	5/10/2005	9150	\$10,869.00	\$10,869.00	\$10,869.00	Century Equipment
two mowers	Maintenance	F&E	5/26/2005	9150	\$5,615.60	\$5,615.60	\$5,615.60	Marshall Equipment Company
dump Truck/Western Plow	Maintenance	Vehicles	6/9/2005	9150	\$33,049.33	\$33,049.33	\$33,049.33	Liberty Ford
super Z mower	Maintenance	F&E	6/30/2005	9150	\$7,918.40	\$7,918.40	\$7,918.40	Baker Vehicle Systems, Inc.
E-Z-Go Utility Vehicle (Athletics) T16	High School	Vehicles	6/30/2005	9150	\$7,002.00	\$7,002.00	\$7,002.00	Baker Vehicle Systems, Inc.
pick-up truck for maintenance dept	District	Vehicles	7/27/2005	9150	\$11,000.00	\$11,000.00	\$11,000.00	Liberty Ford
2002 Chevy Venture Van T4	District	Vehicles	8/31/2005	9150	\$11,900.00	\$11,900.00	\$11,900.00	Bass Chevrolet
2003 Chevy Venture Van	District	Vehicles	8/31/2005	9150	\$12,495.00	\$12,495.00	\$12,495.00	Bass Chevrolet
furnish & install plows on 3 trucks	Maintenance	F&E	12/9/2005	9150	\$8,375.00	\$8,375.00	\$8,375.00	Eshelman Enterprises Inc.
2004 Ford Ranger T11	Maintenance	Vehicles	9/8/2006	9150	\$16,834.50	\$16,834.50	\$16,834.50	Liberty Ford
2001 Ford F250 w/plow T9	Maintenance	Vehicles	9/8/2006	9150	\$13,500.00	\$13,500.00	\$13,500.00	Liberty Ford
2006 Ford F250 used van	District	Vehicles	10/9/2006	9150	\$18,000.00	\$18,000.00	\$18,000.00	Liberty Ford
2003 Ford Ranger T15	District	Vehicles	10/31/2006	9150	\$10,369.50	\$10,369.50	\$10,369.50	Liberty Ford
Steiner 4x4 tractor	District	Vehicles	11/17/2006	9150	\$6,000.00	\$6,000.00	\$6,000.00	Baker Vehicle Systems, Inc.
2006 Ford Focus	Admin	Vehicles	1/8/2007	9150	\$13,900.00	\$13,900.00	\$13,900.00	Liberty Ford
2004 Ford Pick-up Truck	Admin	Vehicles	4/20/2007	9150	\$19,325.50	\$19,325.50	\$19,325.50	Liberty Ford
2007 Ford F150	District	F&E	11/29/2007	9150	\$55,200.00	\$55,200.00	\$55,200.00	Valley Ford Truck Sales
2004 Ford Windstar Van	Admin	Vehicles	11/30/2007	9150	\$13,265.50	\$13,265.50	\$13,265.50	Liberty Ford
2006 Ford Focus T10	Admin	Vehicles	12/28/2007	9150	\$13,015.50	\$13,015.50	\$13,015.50	Liberty Ford
Yale Fork Truck	District	Vehicles	1/23/2008	9150	\$7,985.00	\$7,985.00	\$7,985.00	North Coast Lift Truck, Inc
Delivery	District	Vehicles	1/23/2008	9150	\$210.00	\$210.00	\$210.00	North Coast Lift Truck, Inc
Fix Battery	District	Vehicles	1/23/2008	9150	\$625.00	\$625.00	\$625.00	North Coast Lift Truck, Inc



**OTHER**

<b>PROJECT December 31 2018</b>	<b>BUILDING</b>	<b>Land, Building Vehicles, F&amp;E</b>	<b>CHECK DATE</b>	<b>SPECIAL COST CENTER</b>	<b>ESTIMATED COST</b>	<b>ACTUAL COST MTD</b>	<b>ACTUAL COST TO DATE</b>	<b>CONTRACTOR/ VENDOR</b>
Ford Focus	District	Vehicles	2/29/2008	9150	\$12,475.00	\$12,475.00	\$12,475.00	Liberty Ford
dunp truck	District	Vehicles	2/22/2008	9150	\$3,500.00	\$3,500.00	\$3,500.00	Valley Ford Truck Sales
Ford E150 T17	District	Vehicles	3/28/2008	9150	\$16,475.00	\$16,475.00	\$16,475.00	Liberty Ford
Ford E150	District	Vehicles	3/20/2008	9150	\$16,475.50	\$16,475.50	\$16,475.50	Liberty Ford
Ford E150	District	Vehicles	4/11/2008	9150	\$16,000.00	\$16,000.00	\$16,000.00	Liberty Ford
2005 Ford Focus T7	District	Vehicles	8/15/2008	9150	\$9,614.95	\$9,614.95	\$9,614.95	Liberty Ford
2005 Ford F150	District	Vehicles	8/8/2008	9150	\$14,425.50	\$14,425.50	\$14,425.50	Liberty Ford
2007 Ford Taurus	District	Vehicles	8/29/2008	9150	\$10,975.50	\$10,975.50	\$10,975.50	Liberty Ford
Multipurpose Tractor	District	Vehicles	8/29/2008	9150	\$16,272.50	\$16,272.50	\$16,272.50	Baker Vehicle Systems, Inc.
Multipurpose Tractor	District	Vehicles	9/11/2008	9150	\$455.00	\$455.00	\$455.00	Baker Vehicle Systems, Inc.
2006 Ford F250 T2	District	Vehicles	10/23/2008	9150	\$17,425.00	\$17,425.00	\$17,425.00	Liberty Ford
2004 Ford F-150 T5	District	Vehicles	11/26/2008	9150	\$11,020.50	\$11,020.50	\$11,020.50	Liberty Ford
Terex Front Loader	District	Vehicles	1/23/2009	9150	\$15,000.00	\$15,000.00	\$15,000.00	Falkenberg Excavating, Inc
2008 Ford F250	District	Vehicles	2/25/2009	9150	\$16,895.50	\$16,895.50	\$16,895.50	Liberty Ford
2003 Chevy Venture Van	District	Vehicles	5/8/2009	9150	\$9,875.47	\$9,875.47	\$9,875.47	Liberty Ford
2004 Ford Freestar T8	District	Vehicles	3/25/2010	9150	\$7,543.50	\$7,543.50	\$7,543.50	Liberty Ford
2008 Mercury Mariner T1	District	Vehicles	4/9/2010	9150	\$12,038.50	\$12,038.50	\$12,038.50	Liberty Ford
2008 Mercury Mariner Trade In T1	District	Vehicles	8/26/2010	9150	(\$15,000.00)	(\$15,000.00)	(\$15,000.00)	Liberty Ford
2007 Ford Focus T6	District	Vehicles	8/27/2010	9150	\$9,298.87	\$9,298.87	\$9,298.87	Liberty Ford
2003 Ford Truck T14	District	Vehicles	8/27/2010	9150	\$8,502.87	\$8,502.87	\$8,502.87	Liberty Ford
Lawn Mowers	District	Vehicles	8/13/2010	9150	\$43,850.54	\$43,850.54	\$43,850.54	Baker Vehicle Systems, Inc.
2010 Ford E150 Van	District	Vehicles	10/8/2010	9150	\$19,028.50	\$19,028.50	\$19,028.50	Liberty Ford
2007 Ford F150 T3	District	Vehicles	12/10/2010	9150	\$13,273.50	\$13,273.50	\$13,273.50	Liberty Ford
2006 Ford F250 Trade In T2	District	Vehicles	7/29/2011	9150	(\$13,500.00)	(\$13,500.00)	(\$13,500.00)	Liberty Ford
2008 Ford F250	District	Vehicles	7/29/2011	9150	\$25,023.50	\$25,023.50	\$25,023.50	Liberty Ford
2007 Ford F150 T3	District	Vehicles	9/8/2011	9150	(\$13,100.00)	(\$13,100.00)	(\$13,100.00)	Liberty Ford
2008 Ford F250	District	Vehicles	9/8/2011	9150	\$26,683.50	\$26,683.50	\$26,683.50	Liberty Ford
2002 Chevy Venture Van T4	District	Vehicles	1/5/2012	9150	(\$1,000.00)	(\$1,000.00)	(\$1,000.00)	Liberty Ford
2004 Mercury Monterey T12	District	Vehicles	1/5/2012	9150	\$11,551.50	\$11,551.50	\$11,551.50	Liberty Ford
2007 Ford E350 Van	District	Vehicles	6/14/2012	9150	\$20,283.50	\$20,283.50	\$20,283.50	Liberty Ford
1995 Ford E350 Van	District	Vehicles	6/14/2012	9150	(\$7,500.00)	(\$7,500.00)	(\$7,500.00)	Liberty Ford
2004 Ford F150 T5	District	Vehicles	6/14/2012	9150	(\$1,000.00)	(\$1,000.00)	(\$1,000.00)	Liberty Ford
2011 Toyota	District	Vehicles	8/9/2012	9150	\$23,771.50	\$23,771.50	\$23,771.50	Liberty Ford
2007 Ford Focus T6	District	Vehicles	8/9/2012	9150	(\$4,000.00)	(\$4,000.00)	(\$4,000.00)	Liberty Ford
2005 Ford Focus T7	District	Vehicles	8/9/2012	9150	(\$2,500.00)	(\$2,500.00)	(\$2,500.00)	Liberty Ford
2004 Ford Freestar T8	District	Vehicles	10/4/2012	9150	(\$2,500.00)	(\$2,500.00)	(\$2,500.00)	Liberty Ford
2001 Ford F250 T9	District	Vehicles	10/4/2012	9150	(\$4,500.00)	(\$4,500.00)	(\$4,500.00)	Liberty Ford
2008 Ford F250	District	Vehicles	10/4/2012	9150	\$24,583.00	\$24,583.00	\$24,583.00	Liberty Ford
Various Trade-Ins	District	Vehicles	8/22/2013	9150	(\$18,500.00)	(\$18,500.00)	(\$18,500.00)	Liberty Ford
2006 Ford Focus T10	District	Vehicles	8/22/2013	9150	(\$4,000.00)	(\$4,000.00)	(\$4,000.00)	Liberty Ford
2004 Ford Ranger T11	Maintenance	Vehicles	8/22/2013	9150	(\$4,000.00)	(\$4,000.00)	(\$4,000.00)	Liberty Ford
2008 Ford F350	District	Vehicles	8/22/2013	9150	\$32,273.50	\$32,273.50	\$32,273.50	Liberty Ford
2012 Dodge Grand Caravan	District	Vehicles	3/10/2014	9150	\$17,283.50	\$17,283.50	\$17,283.50	Ganley Dodge, Inc.
2004 Mercury Monterey T12	District	Vehicles	3/10/2014	9150	(\$2,783.50)	(\$2,783.50)	(\$2,783.50)	Ganley Dodge, Inc.
2011 Ford F250	District	Vehicles	11/13/2014	9150	\$30,220.50	\$30,220.50	\$30,220.50	Liberty Ford

**OTHER**

<b>PROJECT December 31 2018</b>		<b>BUILDING</b>	<b>Land, Building Vehicles, F&amp;E</b>	<b>CHECK DATE</b>	<b>SPECIAL COST CENTER</b>	<b>ESTIMATED COST</b>	<b>ACTUAL COST MTD</b>	<b>ACTUAL COST TO DATE</b>	<b>CONTRACTOR/ VENDOR</b>
2006 Ford Freestar	T13	District	Vehicles	11/13/2014	9150	(\$1,000.00)	(\$1,000.00)	(\$1,000.00)	Liberty Ford
2003 Ford F250	T14	District	Vehicles	11/13/2014	9150	(\$9,000.00)	(\$9,000.00)	(\$9,000.00)	Liberty Ford
2010 Ford F250		District	Vehicles	1/29/2015	9150	\$23,783.50	\$23,783.50	\$23,783.50	Liberty Ford
1999 Chevy Truck Trade-In		District	Vehicles	1/29/2015	9150	(\$5,000.00)	(\$5,000.00)	(\$5,000.00)	Liberty Ford
2011 Ford Ranger		District	Vehicles	4/30/2015	9150	\$21,183.50	\$21,183.50	\$21,183.50	Liberty Ford
EZ-Go Utility Vehicle		MS	Vehicles	11/19/2015	9150	\$3,500.00	\$3,500.00	\$3,500.00	Baker Vehicle Systems, Inc.
2003 Ford Ranger	T15	District	Vehicles	4/14/2016	9150	(\$1,583.50)	(\$1,583.50)	(\$1,583.50)	Liberty Ford
2012 Ford Escape		District	Vehicles	4/14/2016	9150	\$14,583.50	\$14,583.50	\$14,583.50	Liberty Ford
EZ-Go Utility Vehicle-Trade In	T16	High School	Vehicles	6/30/2016	9150	(\$804.00)	(\$804.00)	(\$804.00)	Baker Vehicle Systems, Inc.
Truckster Golf Cart		High School	Vehicles	6/30/2016	9150	\$8,104.00	\$8,104.00	\$8,104.00	Baker Vehicle Systems, Inc.
EZ-Go Golf Cart		District	Vehicles	7/31/2016	9150	\$7,424.00	\$7,424.00	\$7,424.00	Baker Vehicle Systems, Inc.
Ventrac 4227-Trade In		District	F&E	12/22/2016	9150	(\$2,500.00)	(\$2,500.00)	(\$2,500.00)	Baker Vehicle Systems, Inc.
Ventrac 4500 Tractor-Trade In		District	F&E	12/22/2016	9150	\$32,834.94	\$32,834.94	\$32,834.94	Baker Vehicle Systems, Inc.
New Holland Tractor Cab		District	F&E	2/9/2017	9150	\$7,405.00	\$7,405.00	\$7,405.00	Medina Tractor Sales
Year-end adjustment		District		6/30/2017	9314	\$24,647.33	\$24,647.33	\$24,647.33	Move exp from SCC9314
2005 Ford E150 Van	T17	District	Vehicles	9/22/2017	9150	(\$3,000.00)	(\$3,000.00)	(\$3,000.00)	Liberty Ford
2015 Ford Transit		District	Vehicles	9/22/2017	9150	\$30,273.50	\$30,273.50	\$30,273.50	Liberty Ford
<b>Planetarium Project:</b>									
Planetarium Projection System		High School	F&E	5/2/2013	9150	\$59,000.00	\$59,000.00	\$59,000.00	Spitz, Inc.
Planetarium Projection System		High School	F&E	6/27/2013	9150	\$31,300.00	\$31,300.00	\$31,300.00	Spitz, Inc.
Planetarium Projection System		High School	F&E	4/30/2014	9150	(\$4,555.00)	(\$4,555.00)	(\$4,555.00)	Corr. Posting-To 004-9164
<b>PTO Technology:</b>									
Elmo Camera		Lomond	F&E	5/8/2009	9169	\$636.00	\$636.00	\$636.00	Cousin's Video
Computer equipment		Boulevard	F&E	7/24/2009	9169	\$10,861.00	\$10,861.00	\$10,861.00	Smart Ed Services
Computer equipment		Woodbury	F&E	6/30/2010	9169	\$950.32	\$950.32	\$950.32	Easy Graphics and MCPc
Computer equipment		Boulevard	F&E	10/27/2010	9169	\$6,534.60	\$6,534.60	\$6,534.60	Easy Graphics and MCPc
Computer equipment		Woodbury	F&E	8/30/2011	9169	\$25,000.00	\$25,000.00	\$25,000.00	Smart Ed Services
Sound System		Mercer	F&E	1/31/2012	9169	\$4,500.00	\$4,500.00	\$4,500.00	Soundcom Systems
Document Camera		Boulevard	F&E	4/30/2014	9169	\$6,998.00	\$6,998.00	\$6,998.00	Corr. Posting-From FD 001 Tech
Chromebooks		Middle School	F&E	6/30/2016	9169	\$14,520.00	\$14,520.00	\$14,520.00	CDI Computer Dealers Inc
HP LasetJet Printer		Middle School	F&E	1/10/2017	9169	\$224.99	\$224.99	\$224.99	American Express-Amazon
Chromebooks		Middle School	F&E	1/26/2017	9169	\$6,630.00	\$6,630.00	\$6,630.00	CDI Computer Dealers Inc
Computer Charging Station		Middle School	F&E	1/31/2017	9169	\$889.65	\$889.65	\$889.65	School Outfitters
Smartboard		Middle School	F&E	3/16/2017	9169	\$1,808.00	\$1,808.00	\$1,808.00	Tierney Brothers, Inc
Chromebooks		Middle School	F&E	4/7/2017	9169	(\$7,520.00)	(\$7,520.00)	(\$7,520.00)	CDI Computer Dealers Inc
Zing Laser Cutter		Middle School	F&E	6/29/2017	9169	\$947.36	\$947.36	\$947.36	Buckeye Educational Systems
Video Card		Middle School	F&E	2/10/2019	9169	\$630.94	\$630.94	\$630.94	Micro Center
Projector		Middle School	F&E	2/10/2019	9169	\$521.70	\$521.70	\$521.70	CDW Government
Tech Supplies		District	F&E	3/10/2019	9169	\$36.93	\$36.93	\$36.93	Ace Hardware
Tech Supplies		District	F&E	3/10/2019	9169	\$249.72	\$249.72	\$249.72	Home Depot
Tech Supplies		District	F&E	3/10/2019	9169	\$101.70	\$101.70	\$101.70	Amazon

**OTHER**

<b>PROJECT December 31 2018</b>	<b>BUILDING</b>	<b>Land, Building Vehicles, F&amp;E</b>	<b>CHECK DATE</b>	<b>SPECIAL COST CENTER</b>	<b>ESTIMATED COST</b>	<b>ACTUAL COST MTD</b>	<b>ACTUAL COST TO DATE</b>	<b>CONTRACTOR/ VENDOR</b>
Tech Supplies	District	F&E	3/10/2019	9169	\$189.99	\$189.99	\$189.99	Amazon
Tech Supplies	District	F&E	3/10/2019	9169	\$16.99	\$16.99	\$16.99	Microcenter
Tech Supplies	District	F&E	3/10/2019	9169	\$19.99	\$19.99	\$19.99	Play N Trade
Cable Supplies	Middle School	F&E	4/10/2019	9169	\$5.98	\$5.98	\$5.98	Amazon
Robotics Supplies	Middle School	F&E	4/10/2019	9169	\$582.26	\$582.26	\$582.26	CustomInk
Robotics Supplies	Middle School	F&E	5/10/2019	9169	\$610.69	\$610.69	\$610.69	CustomInk
Robotics Equipment	Middle School	F&E	6/10/2019	9169	\$1,876.05	\$1,876.05	\$1,876.05	Home Depot
Robotics Equipment	Middle School	F&E	11/30/2021	9169	\$2,475.60	\$2,475.60	\$2,475.60	Amazon
<b>PTO Projects:</b>								
Maps and Signage	District	F&E	12/7/2009	9170	\$1,890.00	\$1,890.00	\$1,890.00	Carrollgraphics
Signage	District	F&E	12/9/2009	9170	\$447.00	\$447.00	\$447.00	Carrollgraphics
Onaway Pavers	Onaway	Building	6/30/2010	9170	\$1,500.00	\$1,500.00	\$1,500.00	
MS Microwave	Middle School	F&E	4/30/2012	9170	\$91.74	\$91.74	\$91.74	Staples
<b>Personalized Learning Center:</b>								
Professional Services-Code Study	PLC	Building	7/31/2014	9316	\$5,200.00	\$5,200.00	\$5,200.00	Neville Architects
Window Blinds	PLC	F&E	8/28/2014	9316	\$2,347.92	\$2,347.92	\$2,347.92	Rochelle Platt Window Treatments
Network Design/Implementation	PLC	F&E	8/28/2014	9316	\$3,332.00	\$3,332.00	\$3,332.00	I/S Integration Specialists
Electrical Outlets	PLC	F&E	8/28/2014	9316	\$2,700.00	\$2,700.00	\$2,700.00	Hidden Valley Electric Inc
Painting	PLC	F&E	8/22/2014	9316	\$7,500.00	\$7,500.00	\$7,500.00	Quality Care Painting
Monthly Internet Access	PLC	F&E	8/18/2014	9316	\$565.00	\$565.00	\$565.00	Time Warner
Take down and disposal of partitions	PLC	F&E	8/22/2014	9316	\$880.00	\$880.00	\$880.00	J.C. Sharp Corp.
Monthly Internet Access	PLC	F&E	9/12/2014	9316	\$476.83	\$476.83	\$476.83	Time Warner
Electrical Outlets	PLC	F&E	9/16/2014	9316	\$1,600.00	\$1,600.00	\$1,600.00	Hidden Valley Electric Inc
Ceiling and ceiling tiles	PLC	F&E	9/16/2014	9316	\$1,268.00	\$1,268.00	\$1,268.00	D&J Structural Contracting
Monthly Internet Access	PLC	F&E	10/22/2014	9316	\$450.00	\$450.00	\$450.00	Time Warner
Fire Alarm System	PLC	F&E	10/16/2014	9316	\$2,920.00	\$2,920.00	\$2,920.00	Continental Fire & Security
Emergency Lighting	PLC	F&E	10/23/2014	9316	\$2,125.00	\$2,125.00	\$2,125.00	Hidden Valley Electric Inc
Carpet Tiles	PLC	F&E	11/13/2014	9316	\$9,280.50	\$9,280.50	\$9,280.50	The Floor Show, Calvetta Bros.
Doors	PLC	F&E	11/13/2014	9316	\$18,292.00	\$18,292.00	\$18,292.00	Midland Hardware
Monthly Internet Access	PLC	F&E	11/20/2014	9316	\$450.00	\$450.00	\$450.00	Time Warner
Monthly Internet Access	PLC	F&E	12/12/2014	9316	\$450.00	\$450.00	\$450.00	Time Warner
Monthly Internet Access	PLC	F&E	1/20/2015	9316	\$450.00	\$450.00	\$450.00	Time Warner
Monthly Internet Access	PLC	F&E	2/17/2015	9316	\$450.00	\$450.00	\$450.00	Time Warner
Surveillance Equipment	PLC	F&E	3/16/2015	9316	\$7,200.00	\$7,200.00	\$7,200.00	21st Century Alarm/Data
Emergency Lighting Installation	PLC	F&E	3/16/2015	9316	\$2,450.00	\$2,450.00	\$2,450.00	Hidden Valley Electric Inc
Fire Prevention System	PLC	F&E	4/9/2015	9316	\$10,000.00	\$10,000.00	\$10,000.00	Breck's Plumbing Services
Fire Exit Devices	PLC	F&E	4/30/2015	9316	\$2,754.89	\$2,754.89	\$2,754.89	Midland Hardware
Fire Prevention System	PLC	F&E	5/15/2015	9316	\$7,540.00	\$7,540.00	\$7,540.00	Breck's Plumbing Services
Duct Work Installation	PLC	F&E	5/21/2015	9316	\$5,150.00	\$5,150.00	\$5,150.00	Air-Temp Mechanical, Inc
Cable infrastructure and equipment	PLC	F&E	5/31/2015	9316	\$10,539.09	\$10,539.09	\$10,539.09	Cable Communications
Desktop Computers	PLC	F&E	5/31/2015	9316	\$3,858.35	\$3,858.35	\$3,858.35	Chicago Micro
Architectural Services	PLC	F&E	5/31/2015	9316	\$15,556.75	\$15,556.75	\$15,556.75	Neville Architects

**OTHER**

<b>PROJECT December 31 2018</b>	<b>BUILDING</b>	<b>Land, Building Vehicles, F&amp;E</b>	<b>CHECK DATE</b>	<b>SPECIAL COST CENTER</b>	<b>ESTIMATED COST</b>	<b>ACTUAL COST MTD</b>	<b>ACTUAL COST TO DATE</b>	<b>CONTRACTOR/ VENDOR</b>
Architectural Services	PLC	F&E	5/31/2015	9316	\$20,439.60	\$20,439.60	\$20,439.60	Neville Architects
Overage on furniture	PLC	F&E	5/31/2015	9316	\$2,343.91	\$2,343.91	\$2,343.91	Various
Drywall, ceiling, bathroom and tile repairs	PLC	F&E	9/30/2015	9316	\$17,667.00	\$17,667.00	\$17,667.00	D&J Structural Contracting
Architectural Services	PLC	F&E	9/30/2015	9316	\$1,647.50	\$1,647.50	\$1,647.50	Neville Architects
Auditorium Equipment	PLC	F&E	10/29/2015	9316	\$7,494.93	\$7,494.93	\$7,494.93	Tierney Brothers, Inc
Fire Alarm System	PLC	F&E	10/30/2015	9316	\$2,414.00	\$2,414.00	\$2,414.00	Continental Fire & Security
<b>Office Max &amp; OMSP Receipt</b>								
<b>Woodbury Clock Tower</b>								
Cupola Repair	WO	Building	9/30/2015	9314	\$42,896.42	\$42,896.42	\$42,896.42	Precision Environmental
Project Admin/Safety Assessment	WO	Building	9/30/2015	9314	\$4,009.10	\$4,009.10	\$4,009.10	Van Auken Akins Architects
Clock Tower Repair	WO	Building	1/21/2016	9314	\$6,319.51	\$6,319.51	\$6,319.51	Van Auken Akins Architects
Clock Tower Repair	WO	Building	2/18/2016	9314	\$14,407.34	\$14,407.34	\$14,407.34	Van Auken Akins Architects
Clock Tower Repair	WO	Building	3/17/2016	9314	\$2,737.35	\$2,737.35	\$2,737.35	Van Auken Akins Architects
Clock Tower Repair	WO	Building	4/14/2016	9314	\$1,162.70	\$1,162.70	\$1,162.70	Van Auken Akins Architects
Clock Tower Repair	WO	Building	5/19/2016	9314	\$5,320.00	\$5,320.00	\$5,320.00	Van Auken Akins Architects
Clock Tower Repair	WO	Building	5/31/2016	9314	\$43,749.73	\$43,749.73	\$43,749.73	Envirocom Construction, Inc.
Clock Tower Repair	WO	Building	6/20/2016	9314	\$209.42	\$209.42	\$209.42	Van Auken Akins Architects
Clock Tower Repair	WO	Building	7/31/2016	9314	\$1,315.36	\$1,315.36	\$1,315.36	Professional Service Industries, Inc
Clock Tower Repair	WO	Building	7/21/2016	9314	\$155,620.67	\$155,620.67	\$155,620.67	Envirocom Construction, Inc.
Clock Tower Repair	WO	Building	8/24/2016	9314	\$128,403.75	\$128,403.75	\$128,403.75	Envirocom Construction, Inc.
Woodbury Pavers	WO	Land	8/25/2016	9314	\$9,250.00	\$9,250.00	\$9,250.00	Romanin Concrete, Inc.
Brick display for Woodbury bell	WO	F&E	9/15/2016	9314	\$3,432.56	\$3,432.56	\$3,432.56	Licursi Garden Center, Inc.
Bronze Plaque	WO	F&E	9/30/2016	9314	\$1,128.75	\$1,128.75	\$1,128.75	Gino's Awards
Foam Boards	WO	F&E	9/30/2016	9314	\$11.62	\$11.62	\$11.62	ARC Document Solutions
Rigging Service-Relocate bell	WO	F&E	9/29/2016	9314	\$3,500.00	\$3,500.00	\$3,500.00	Shippers Highway Express, Inc.
Structural Steel Inspection	WO	F&E	9/22/2016	9314	\$723.00	\$723.00	\$723.00	Professional Service Industries, Inc
New Brick Pedestal	WO	F&E	9/15/2016	9314	\$4,925.00	\$4,925.00	\$4,925.00	R. Chapman Masonry & Const.
Clock Tower Repair	WO	F&E	10/28/2016	9314	\$78,415.63	\$78,415.63	\$78,415.63	Envirocom Construction, Inc.
Clock Tower Gutter Replacement	WO	F&E	11/30/2016	9314	\$4,613.83	\$4,613.83	\$4,613.83	Envirocom Construction, Inc.
Clock Tower Repair	WO	F&E	11/10/2016	9314	\$3,715.00	\$3,715.00	\$3,715.00	Van Auken Akins Architects
Clock Tower Repair	WO	F&E	12/10/2016	9314	\$1,445.20	\$1,445.20	\$1,445.20	Professional Service Industries, Inc
Clock Tower Repair	WO	F&E	12/22/2016	9314	\$9,495.70	\$9,495.70	\$9,495.70	Van Auken Akins Architects
Clock Tower Repair	WO	F&E	1/18/2017	9314	\$15,560.00	\$15,560.00	\$15,560.00	Envirocom Construction, Inc.
<b>Parking Lot &amp; Tennis Courts</b>								
Tennis Court Improvements	District	Land	9/30/2015	9314	\$10,501.10	\$10,501.10	\$10,501.10	Van Auken Akins Architects
Adminstration Parking Lot	District	Land	9/30/2015	9314	\$9,900.00	\$9,900.00	\$9,900.00	Van Auken Akins Architects
Parking Lot & Tennis Court Repair	District	Land	12/17/2015	9314	\$1,356.31	\$1,356.31	\$1,356.31	Van Auken Akins Architects
Parking Lot & Tennis Court Repair	District	Land	1/14/2016	9314	\$3,800.00	\$3,800.00	\$3,800.00	Van Auken Akins Architects
Parking Lot & Tennis Court Repair	District	Land	1/31/2016	9314	\$2,550.00	\$2,550.00	\$2,550.00	Van Auken Akins Architects
Parking Lot & Tennis Court Repair	District	Land	1/31/2016	9314	\$3,476.85	\$3,476.85	\$3,476.85	Van Auken Akins Architects
Parking Lot & Tennis Court Repair	District	Land	2/29/2016	9314	\$850.00	\$850.00	\$850.00	Van Auken Akins Architects
Parking Lot & Tennis Court Repair	District	Land	3/17/2016	9315	\$2,550.88	\$2,550.88	\$2,550.88	Van Auken Akins Architects



**OTHER**

<b>PROJECT</b> <b>December 31 2018</b>	<b>BUILDING</b>	<b>Land, Building Vehicles, F&amp;E</b>	<b>CHECK DATE</b>	<b>SPECIAL COST CENTER</b>	<b>ESTIMATED COST</b>	<b>ACTUAL COST MTD</b>	<b>ACTUAL COST TO DATE</b>	<b>CONTRACTOR/ VENDOR</b>
Parking Lot & Tennis Court Repair	District	Land	4/14/2016	9315	\$761.25	\$761.25	\$761.25	Van Auken Akins Architects
Parking Lot & Tennis Court Repair	District	Land	5/26/2016	9314	\$24,750.00	\$24,750.00	\$24,750.00	Perrin Asphalt Company, Inc.
Parking Lot & Tennis Court Repair	District	Land	6/20/2016	9314	\$851.91	\$851.91	\$851.91	Van Auken Akins Architects
Parking Lot & Tennis Court Repair	District	Land	6/30/2016	9314	\$759.35	\$759.35	\$759.35	Van Auken Akins Architects
Parking Lot & Tennis Court Repair	District	Land	7/10/2016	9314	\$479.50	\$479.50	\$479.50	Professional Service Industries, Inc
Parking Lot & Tennis Court Repair	District	Land	7/31/2016	9314	\$127,905.71	\$127,905.71	\$127,905.71	Perrin Asphalt Company, Inc.
Parking Lot Landscaping	District	Land	7/31/2016	9314	\$7,554.00	\$7,554.00	\$7,554.00	Bordonaros Landscaping Co.
Tennis Courts Drinking Fountain	HS	Land	7/26/2016	9314	\$3,383.34	\$3,383.34	\$3,383.34	The Cleveland Plumbing Supply Co
Parking Lot & Tennis Court Repair	District	Land	8/11/2016	9314	\$340,650.00	\$340,650.00	\$340,650.00	Perrin Asphalt Company, Inc.
Parking Lot & Tennis Court Repair	District	Land	10/20/2016	9314	\$102,654.00	\$102,654.00	\$102,654.00	Perrin Asphalt Company, Inc.
Void prior FY Check #136725	District	Land	11/10/2016	9314	(\$850.00)	(\$850.00)	(\$850.00)	Van Auken Akins Architects
Parking Lot & Tennis Court Repair	District	Land	11/10/2016	9314	\$1,240.12	\$1,240.12	\$1,240.12	Van Auken Akins Architects
Parking Lot & Tennis Court Repair	District	Land	11/17/2016	9314	\$4,528.22	\$4,528.22	\$4,528.22	Van Auken Akins Architects
Parking Lot & Tennis Court Repair	District	Land	12/10/2016	9314	\$8,496.50	\$8,496.50	\$8,496.50	Professional Service Industries, Inc
Parking Lot & Tennis Court Repair	District	Land	1/12/2017	9314	\$1,326.00	\$1,326.00	\$1,326.00	Van Auken Akins Architects
Tennis Court Improvements	District	F&E	1/19/2017	9314	\$2,122.42	\$2,122.42	\$2,122.42	Oncourt Offcourt, LTD
Parking Lot & Tennis Court Repair	District	F&E	3/16/2017	9314	\$324.99	\$324.99	\$324.99	Van Auken Akins Architects
Parking Lot & Tennis Court Repair	District	F&E	9/19/2017	9314	\$64,897.75	\$64,897.75	\$64,897.75	Perrin Asphalt Company, Inc.
<b>Assessment &amp; Master Planning</b>								
Assessment & Master Planning	District	Building	1/14/2016	9314	\$28,125.20	\$28,125.20	\$28,125.20	Van Auken Akins Architects
Assessment & Master Planning	District	Building	1/28/2016	9314	\$78,264.17	\$78,264.17	\$78,264.17	Van Auken Akins Architects
Assessment & Master Planning	District	Building	2/18/2016	9314	\$4,282.09	\$4,282.09	\$4,282.09	Van Auken Akins Architects
Assessment & Master Planning	District	Building	3/17/2016	9314	\$18,376.19	\$18,376.19	\$18,376.19	Van Auken Akins Architects
Assessment & Master Planning	District	Building	4/14/2016	9314	\$11,298.00	\$11,298.00	\$11,298.00	Van Auken Akins Architects
Assessment & Master Planning	District	Building	5/19/2016	9314	\$8,282.50	\$8,282.50	\$8,282.50	Van Auken Akins Architects
Assessment & Master Planning	District	Building	6/20/2016	9314	\$1,506.32	\$1,506.32	\$1,506.32	Van Auken Akins Architects
Assessment & Master Planning	District	Building	6/30/2016	9314	\$1,591.00	\$1,591.00	\$1,591.00	Van Auken Akins Architects
<b>Middle School Site Analysis</b>								
Middle School Boundary Survey	District	Building	8/25/2016	9314	\$9,500.00	\$9,500.00	\$9,500.00	Dempsey Surveying Co.
Middle School Site Analysis	District	Building	9/15/2016	9314	\$10,125.00	\$10,125.00	\$10,125.00	Van Auken Akins Architects
Middle School Site Analysis	District	Building	9/22/2016	9314	\$3,402.50	\$3,402.50	\$3,402.50	Van Auken Akins Architects
<b>Onaway Parking Lot</b>								
Onaway Parking Lot	ON	Land	9/30/2015	9314	\$9,900.00	\$9,900.00	\$9,900.00	Van Auken Akins Architects
Onaway Parking Lot	ON	Land	12/17/2015	9314	\$412.50	\$412.50	\$412.50	Van Auken Akins Architects
Onaway Parking Lot	ON	Land	1/14/2016	9314	\$3,800.00	\$3,800.00	\$3,800.00	Van Auken Akins Architects
Onaway Parking Lot	ON	Land	1/31/2016	9314	\$1,237.50	\$1,237.50	\$1,237.50	Van Auken Akins Architects
Onaway Parking Lot	ON	Land	1/31/2016	9314	\$1,650.00	\$1,650.00	\$1,650.00	Van Auken Akins Architects
Onaway Parking Lot	ON	Land	2/29/2016	9314	\$412.50	\$412.50	\$412.50	Van Auken Akins Architects
Onaway Parking Lot	ON	Land	3/17/2016	9314	\$1,237.50	\$1,237.50	\$1,237.50	Van Auken Akins Architects
Onaway Parking Lot	ON	Land	4/14/2016	9314	\$330.00	\$330.00	\$330.00	Van Auken Akins Architects
Onaway Parking Lot	ON	Land	6/20/2016	9314	\$330.00	\$330.00	\$330.00	Van Auken Akins Architects
Onaway Parking Lot	ON	Land	6/30/2016	9314	\$330.00	\$330.00	\$330.00	Van Auken Akins Architects

**OTHER**

<b>PROJECT</b> <b>December 31 2018</b>	<b>BUILDING</b>	<b>Land, Building Vehicles, F&amp;E</b>	<b>CHECK DATE</b>	<b>SPECIAL COST CENTER</b>	<b>ESTIMATED COST</b>	<b>ACTUAL COST MTD</b>	<b>ACTUAL COST TO DATE</b>	<b>CONTRACTOR/ VENDOR</b>
Void prior FY Check #136725	ON	Land	11/10/2016	9314	(\$412.50)	(\$412.50)	(\$412.50)	Van Auken Akins Architects
Onaway Parking Lot	ON	Land	11/10/2016	9314	\$412.50	\$412.50	\$412.50	Van Auken Akins Architects
Onaway Parking Lot	ON	Land	11/17/2016	9314	(\$660.00)	(\$660.00)	(\$660.00)	Van Auken Akins Architects
<b>High School South Parking Lot</b>								
High School South Parking Lot	HS	Land	1/31/2016	9314	\$1,331.25	\$1,331.25	\$1,331.25	Van Auken Akins Architects
High School South Parking Lot	HS	Land	1/31/2016	9314	\$1,775.00	\$1,775.00	\$1,775.00	Van Auken Akins Architects
High School South Parking Lot	HS	Land	2/29/2016	9314	\$443.75	\$443.75	\$443.75	Van Auken Akins Architects
High School South Parking Lot	HS	Land	3/17/2016	9314	\$1,331.25	\$1,331.25	\$1,331.25	Van Auken Akins Architects
High School South Parking Lot	HS	Land	4/14/2016	9314	\$355.00	\$355.00	\$355.00	Van Auken Akins Architects
High School South Parking Lot	HS	Land	6/20/2016	9314	\$355.00	\$355.00	\$355.00	Van Auken Akins Architects
High School South Parking Lot	HS	Land	6/30/2016	9314	\$355.00	\$355.00	\$355.00	Van Auken Akins Architects
High School South Parking Lot	HS	Land	9/30/2015	9314	\$10,650.00	\$10,650.00	\$10,650.00	Van Auken Akins Architects
Void prior FY Check #136725	HS	Land	11/10/2016	9314	(\$443.75)	(\$443.75)	(\$443.75)	Van Auken Akins Architects
High School South Parking Lot	HS	Land	11/10/2016	9314	\$443.75	\$443.75	\$443.75	Van Auken Akins Architects
High School South Parking Lot	HS	Land	11/17/2016	9314	(\$710.00)	(\$710.00)	(\$710.00)	Van Auken Akins Architects
Middle School Design Labs	MS	F&E	9/30/2015	9314	\$7,500.00	\$7,500.00	\$7,500.00	Van Auken Akins Architects
Year-end adjustment	District		6/30/2017	9314	(\$24,647.33)	(\$24,647.33)	(\$24,647.33)	Move exp to SCC9150
<b>Fernway Fire</b>								
Fernway Fire Remediation	Fernway	Building	7/31/2018	9620	\$250,000.00	\$250,000.00	\$250,000.00	All Disaster Services
Fernway Fire Remediation	Fernway	Building	8/8/2018	9620	\$250,000.00	\$250,000.00	\$250,000.00	All Disaster Services
Fernway Fire Remediation	Fernway	Building	8/14/2018	9620	\$200,000.00	\$200,000.00	\$200,000.00	All Disaster Services
Fernway Fire Remediation	Fernway	Building	8/24/2018	9620	\$200,000.00	\$200,000.00	\$200,000.00	All Disaster Services
Fernway Parking Lot emergency Services	Fernway	Building	9/14/2018	9620	\$10,000.00	\$10,000.00	\$10,000.00	Van Auken Akins Architects
Fernway Parking Lot emergency Services	Fernway	Building	9/30/2018	9620	\$45.25	\$45.25	\$45.25	Van Auken Akins Architects
Fernway Fire Remediation	Fernway	Building	9/12/2018	9620	\$360,000.00	\$360,000.00	\$360,000.00	All Disaster Services
Fernway Fire Remediation	Fernway	Building	9/24/2018	9620	\$200,000.00	\$200,000.00	\$200,000.00	All Disaster Services
Fernway Fire Enhancements	Fernway	Building	10/30/2018	9620	\$20,781.25	\$20,781.25	\$20,781.25	Van Auken Akins Architects
Fernway Fire Renovation	Fernway	Building	10/30/2018	9620	\$61,592.13	\$61,592.13	\$61,592.13	Van Auken Akins Architects
Fernway Fire Remediation	Fernway	Building	10/19/2018	9620	\$25,000.00	\$25,000.00	\$25,000.00	All Disaster Services
Fernway Fire Renovation	Fernway	Building	11/12/2018	9620	\$51,521.34	\$51,521.34	\$51,521.34	Van Auken Akins Architects
Fernway Fire Remediation	Fernway	Building	11/15/2018	9620	\$100,000.00	\$100,000.00	\$100,000.00	NBD International, Inc.
Fernway Fire Remediation	Fernway	Building	12/7/2018	9620	\$18,465.00	\$18,465.00	\$18,465.00	Squire Legal expense
Fernway Fire Remediation	Fernway	Building	12/21/2018	9620	\$64,928.50	\$64,928.50	\$64,928.50	Van Auken Akins Architects
Fernway Fire Remediation	Fernway	Building	12/12/2018	9620	\$200,000.00	\$200,000.00	\$200,000.00	All Disaster Services
Fernway Fire Remediation	Fernway	Building	1/3/2019	9620	\$319,054.00	\$319,054.00	\$319,054.00	All Disaster Services
Fernway Fire Remediation	Fernway	Building	1/17/2019	9620	\$70,401.84	\$70,401.84	\$70,401.84	MDCB, LLC
Fernway Fire Remediation	Fernway	Building	1/17/2019	9620	\$46,458.75	\$46,458.75	\$46,458.75	NBD International, Inc.
Fernway Fire Renovation	Fernway	Building	1/17/2019	9620	\$112,632.66	\$112,632.66	\$112,632.66	Van Auken Akins Architects
Fernway Fire Renovation	Fernway	Building	2/4/2019	9620	\$329,023.57	\$329,023.57	\$329,023.57	Gilbane Building Company
Fernway Fire Renovation	Fernway	Building	2/11/2019	9620	\$368,756.90	\$368,756.90	\$368,756.90	Gilbane Building Company
Fernway Fire Renovation	Fernway	Building	2/21/2019	9620	\$111,472.68	\$111,472.68	\$111,472.68	Van Auken Akins Architects

**OTHER**

<b>PROJECT December 31 2018</b>	<b>BUILDING</b>	<b>Land, Building Vehicles, F&amp;E</b>	<b>CHECK DATE</b>	<b>SPECIAL COST CENTER</b>	<b>ESTIMATED COST</b>	<b>ACTUAL COST MTD</b>	<b>ACTUAL COST TO DATE</b>	<b>CONTRACTOR/ VENDOR</b>
Fernway Fire Renovation	Fernway	Building	3/1/2019	9620	\$387,059.10	\$387,059.10	\$387,059.10	Gilbane Building Company
Fernway Fire Renovation	Fernway	Building	3/26/2019	9620	\$162,951.54	\$162,951.54	\$162,951.54	Gilbane Building Company
Fernway Fire Enhancements	Fernway	Building	3/26/2019	9620	\$146,546.81	\$146,546.81	\$146,546.81	Van Auken Akins Architects
Project Management Services	Fernway	Building	3/27/2019	9620	\$2,970.00	\$2,970.00	\$2,970.00	Cleora Management
Project Management Services	Fernway	Building	3/28/2019	9620	\$7,640.72	\$7,640.72	\$7,640.72	Cleora Management
Fernway Building Enhancements	Fernway	Building	4/11/2019	9620	\$9,800.00	\$9,800.00	\$9,800.00	Van Auken Akins Architects
Fernway Building Renovation	Fernway	Building	4/23/2019	9620	\$76,632.55	\$76,632.55	\$76,632.55	Van Auken Akins Architects
Fernway Building Enhancements	Fernway	Building	4/23/2019	9620	\$57,311.36	\$57,311.36	\$57,311.36	Van Auken Akins Architects
Fernway Building Renovation	Fernway	Building	4/23/2019	9620	\$204,171.54	\$204,171.54	\$204,171.54	Gilbane Building Company
Project Management Services	Fernway	Building	5/13/2019	9620	\$2,624.58	\$2,624.58	\$2,624.58	Cleora Management
Project Management Services	Fernway	Building	5/22/2019	9620	\$3,264.61	\$3,264.61	\$3,264.61	Cleora Management
Fernway Building Enhancements	Fernway	Building	5/15/2019	9620	\$76,993.50	\$76,993.50	\$76,993.50	Van Auken Akins Architects
Oversight and Remediation	Fernway	Building	5/22/2019	9620	\$7,085.00	\$7,085.00	\$7,085.00	Electro-Analytical, Inc
Fernway Building Enhancements	Fernway	Building	6/30/2019	9620	\$26,011.88	\$26,011.88	\$26,011.88	Van Auken Akins Architects
Fernway Building Renovation	Fernway	Building	6/30/2019	9620	\$40,902.98	\$40,902.98	\$40,902.98	Van Auken Akins Architects
Fernway Building Enhancements	Fernway	Building	6/30/2019	9620	\$9.28	\$9.28	\$9.28	Van Auken Akins Architects
Fernway Building Renovation	Fernway	Building	6/10/2019	9620	\$105,098.38	\$105,098.38	\$105,098.38	Gilbane Building Company
Fernway Abatement Oversight	Fernway	Building	6/12/2019	9620	\$41,536.25	\$41,536.25	\$41,536.25	Electro-Analytical, Inc
FE Park/Playground Recording Costs	Fernway	F&E	6/20/2019	9620	\$315.50	\$315.50	\$315.50	Chicago Title Insurance Co
Project Management Services	Fernway	Building	7/3/2019	9620	\$8,273.34	\$8,273.34	\$8,273.34	Cleora Management
Fernway Fire Renovation	Fernway	Building	7/18/2019	9620	\$168,282.78	\$168,282.78	\$168,282.78	Gilbane Building Company
Permit for Remodel & Addition	Fernway	Building	7/24/2019	9620	\$41,167.91	\$41,167.91	\$41,167.91	City of Shaker Heights
Fernway Fire Renovation	Fernway	Building	7/25/2019	9620	\$674,792.29	\$674,792.29	\$674,792.29	Gilbane Building Company
Professional Design Services	Fernway	Building	7/31/2019	9620	\$171,509.13	\$171,509.13	\$171,509.13	Van Auken Akins Architects LLC
Fernway Building Enhancements	Fernway	Building	8/23/2019	9620	\$27.84	\$27.84	\$27.84	Van Auken Akins Architects LLC
Fernway Building Renovation	Fernway	Building	8/23/2019	9620	\$39,080.35	\$39,080.35	\$39,080.35	Van Auken Akins Architects LLC
Fernway Building Enhancements	Fernway	Building	8/30/2019	9620	\$1,600.86	\$1,600.86	\$1,600.86	Van Auken Akins Architects LLC
Fernway Building Renovation	Fernway	Building	8/30/2019	9620	\$26,730.20	\$26,730.20	\$26,730.20	Van Auken Akins Architects LLC
Fernway Building Enhancements	Fernway	Building	8/30/2019	9620	\$9,577.24	\$9,577.24	\$9,577.24	Van Auken Akins Architects LLC
Fernway Building Renovation	Fernway	Building	8/30/2019	9620	\$3,586.00	\$3,586.00	\$3,586.00	Cleora Management
Fernway Building Renovation	Fernway	Building	8/30/2019	9620	\$1,389,695.15	\$1,389,695.15	\$1,389,695.15	Gilbane Building Company
Temporary Electrical Services Installation	Fernway	Building	9/20/2019	9620	\$9,815.97	\$9,815.97	\$9,815.97	illuminating Co.
Permanent Electrical Services Installation	Fernway	Building	9/30/2019	9620	\$12,228.56	\$12,228.56	\$12,228.56	illuminating Co.
Fernway Building Enhancements	Fernway	Building	9/30/2019	9620	\$15,416.04	\$15,416.04	\$15,416.04	Van Auken Akins Architects LLC
Construction projects Adjustment	District	Building	9/30/2019	9620	(\$1,882,943.76)	(\$1,882,943.76)	(\$1,882,943.76)	Gilbane Building Company
Fernway Building Renovation	Fernway	Building	10/3/2019	9620	\$1,764.13	\$1,764.13	\$1,764.13	Cleora Management
Fernway Building Renovation	Fernway	Building	10/21/2019	9620	\$381,876.32	\$381,876.32	\$381,876.32	Gilbane Building Company
Fernway Building Renovation	Fernway	Building	10/22/2019	9620	\$1,673.38	\$1,673.38	\$1,673.38	Cleora Management
Fernway Building Renovation	Fernway	Building	10/29/2019	9620	\$33,119.62	\$33,119.62	\$33,119.62	Van Auken Akins Architects LLC
Fernway Building Enhancements	Fernway	Building	10/31/2019	9620	\$10,141.42	\$10,141.42	\$10,141.42	Van Auken Akins Architects LLC
Fernway Building Renovation	Fernway	Building	10/31/2019	9620	\$982,455.58	\$982,455.58	\$982,455.58	Gilbane Building Company
Fernway Building Renovation	Fernway	Building	11/26/2019	9620	\$1,430,056.30	\$1,430,056.30	\$1,430,056.30	Gilbane Building Company
Testing and Inspection	Fernway	Building	11/30/2019	9620	\$2,803.00	\$2,803.00	\$2,803.00	Professional Service Industries
Fernway Building Renovation	Fernway	Building	11/30/2019	9620	\$9,500.09	\$9,500.09	\$9,500.09	Van Auken Akins Architects LLC
Fernway Building Enhancements	Fernway	Building	11/30/2019	9620	\$4.75	\$4.75	\$4.75	Van Auken Akins Architects LLC

**OTHER**

<b>PROJECT December 31 2018</b>	<b>BUILDING</b>	<b>Land, Building Vehicles, F&amp;E</b>	<b>CHECK DATE</b>	<b>SPECIAL COST CENTER</b>	<b>ESTIMATED COST</b>	<b>ACTUAL COST MTD</b>	<b>ACTUAL COST TO DATE</b>	<b>CONTRACTOR/ VENDOR</b>
Fernway Building Renovation	Fernway	Building	12/17/2019	9620	\$1,245,228.95	\$1,245,228.95	\$1,245,228.95	Gilbane Building Company
Fernway Building Renovation	Fernway	Building	12/6/2019	9620	\$2,360.88	\$2,360.88	\$2,360.88	Cleora Management
Fernway Building Renovation	Fernway	Building	12/20/2019	9620	\$3,528.26	\$3,528.26	\$3,528.26	Cleora Management
Fernway Building Enhancements	Fernway	Building	1/31/2020	9620	\$10,171.88	\$10,171.88	\$10,171.88	Van Auken Akins Architects LLC
Fernway Building Renovation	Fernway	Building	1/31/2020	9620	\$4,792.86	\$4,792.86	\$4,792.86	Van Auken Akins Architects LLC
Fernway Building Renovation	Fernway	Building	1/31/2020	9620	\$1,490.00	\$1,490.00	\$1,490.00	Professional Service Industries
Fernway Building Renovation	Fernway	Building	1/31/2020	9620	\$4,800.08	\$4,800.08	\$4,800.08	Van Auken Akins Architects LLC
Fernway Building Enhancements	Fernway	Building	1/31/2020	9620	\$3,218.94	\$3,218.94	\$3,218.94	Van Auken Akins Architects LLC
Fernway Building Renovation	Fernway	Building	1/21/2020	9620	\$2,921.88	\$2,921.88	\$2,921.88	Cleora Management
Fernway Building Renovation	Fernway	Building	1/21/2020	9620	\$1,286,085.68	\$1,286,085.68	\$1,286,085.68	Gilbane Building Company
Fernway Building Renovation	Fernway	Building	2/28/2020	9620	\$28,596.20	\$28,596.20	\$28,596.20	Van Auken Akins Architects LLC
Fernway Building Renovation	Fernway	Building	2/28/2020	9620	\$4,678.26	\$4,678.26	\$4,678.26	Cleora Management
Fernway Building Renovation	Fernway	Building	2/28/2020	9620	\$1,124,474.48	\$1,124,474.48	\$1,124,474.48	Gilbane Building Company
Fernway Building Renovation	Fernway	Building	3/31/2020	9620	\$963,310.53	\$963,310.53	\$963,310.53	Gilbane Building Company
Project Management Services	Fernway	Building	3/31/2020	9620	\$8,926.50	\$8,926.50	\$8,926.50	Cleora Management
Water Department Permits	Fernway	Building	3/31/2020	9620	\$2,645.00	\$2,645.00	\$2,645.00	City of Cleveland
Reinstall AT&T Facilities	Fernway	F&E	4/30/2020	9620	\$18,467.42	\$18,467.42	\$18,467.42	AT&T
Fernway Building Renovation	Fernway	Building	4/30/2020	9620	\$8,568.15	\$8,568.15	\$8,568.15	Van Auken Akins Architects LLC
Fernway Building Enhancements	Fernway	Building	4/30/2020	9620	\$4,681.25	\$4,681.25	\$4,681.25	Van Auken Akins Architects LLC
Fernway Building Renovation	Fernway	Building	4/30/2020	9620	\$1,606,656.76	\$1,606,656.76	\$1,606,656.76	Gilbane Building Company
Project Management Services	Fernway	Building	4/30/2020	9620	\$9,979.75	\$9,979.75	\$9,979.75	Cleora Management
Testing and Inspection	Fernway	Building	5/20/2020	9620	\$555.73	\$555.73	\$555.73	Professional Service Industries
Fernway Building Renovation	Fernway	Building	5/29/2020	9620	\$4,678.00	\$4,678.00	\$4,678.00	Van Auken Akins Architects LLC
Fernway Building Enhancements	Fernway	Building	5/29/2020	9620	\$8,484.85	\$8,484.85	\$8,484.85	Van Auken Akins Architects LLC
Fernway Building Renovation	Fernway	Building	5/31/2020	9620	\$2,356,703.27	\$2,356,703.27	\$2,356,703.27	Gilbane Building Company
Project Management Services	Fernway	Building	5/31/2020	9620	\$12,626.62	\$12,626.62	\$12,626.62	Cleora Management
Testing and Inspection	Fernway	Building	6/19/2020	9620	\$106.66	\$106.66	\$106.66	Professional Service Industries
Fernway Building Renovation	Fernway	Building	6/30/2020	9620	\$10,157.29	\$10,157.29	\$10,157.29	Van Auken Akins Architects LLC
Fernway Building Enhancements	Fernway	Building	6/30/2020	9620	\$2,764.00	\$2,764.00	\$2,764.00	Van Auken Akins Architects LLC
Fernway Building Renovation	Fernway	Building	6/30/2020	9620	\$1,440,337.94	\$1,440,337.94	\$1,440,337.94	Gilbane Building Company
Project Management Services	Fernway	Building	6/30/2020	9620	\$13,843.50	\$13,843.50	\$13,843.50	Cleora Management
Testing and Inspection	Fernway	Building	6/30/2020	9620	\$130.87	\$130.87	\$130.87	Professional Service Industries
Testing and Inspection	Fernway	Building	7/31/2020	9620	\$4,555.00	\$4,555.00	\$4,555.00	Professional Service Industries
Project Management Services	Fernway	Building	7/31/2020	9620	\$14,976.50	\$14,976.50	\$14,976.50	Cleora Management
Fernway Building Renovation	Fernway	Building	7/31/2020	9620	\$903,410.70	\$903,410.70	\$903,410.70	Gilbane Building Company
Fernway Building Renovation	Fernway	Building	7/31/2020	9620	\$10,394.19	\$10,394.19	\$10,394.19	Van Auken Akins Architects LLC
Fernway Building Enhancements	Fernway	Building	7/31/2020	9620	\$2,764.00	\$2,764.00	\$2,764.00	Van Auken Akins Architects LLC
Project Management Services	Fernway	Building	8/31/2020	9620	\$14,414.12	\$14,414.12	\$14,414.12	Cleora Management
Fernway Building Renovation	Fernway	Building	8/31/2020	9620	\$462,039.29	\$462,039.29	\$462,039.29	Gilbane Building Company
Fernway Building Renovation	Fernway	Building	8/31/2020	9620	\$9,960.62	\$9,960.62	\$9,960.62	Van Auken Akins Architects LLC
Fernway Building Enhancements	Fernway	Building	8/31/2020	9620	\$5,791.91	\$5,791.91	\$5,791.91	Van Auken Akins Architects LLC
Fernway Building Renovation	Fernway	Building	9/30/2020	9620	\$8,654.98	\$8,654.98	\$8,654.98	Van Auken Akins Architects LLC
Project Management Services	Fernway	Building	9/30/2020	9620	\$4,479.75	\$4,479.75	\$4,479.75	Cleora Management
Testing and Inspection Refund	Fernway	Building	10/31/2020	9620	(\$2,948.00)	(\$2,948.00)	(\$2,948.00)	Professional Service Industries
Fernway Building Renovation	Fernway	Building	11/3/2020	9620	\$6,611.25	\$6,611.25	\$6,611.25	Van Auken Akins Architects LLC



**OTHER**

<b>PROJECT December 31 2018</b>	<b>BUILDING</b>	<b>Land, Building Vehicles, F&amp;E</b>	<b>CHECK DATE</b>	<b>SPECIAL COST CENTER</b>	<b>ESTIMATED COST</b>	<b>ACTUAL COST MTD</b>	<b>ACTUAL COST TO DATE</b>	<b>CONTRACTOR/ VENDOR</b>
Project Management Services	Fernway	Building	1/31/2021	9620	\$3,564.00	\$3,564.00	\$3,564.00	Cleora Management
Project Management Services	Fernway	Building	2/23/2021	9620	\$4,581.62	\$4,581.62	\$4,581.62	Cleora Management
Fernway Building Renovation	Fernway	Building	2/23/2021	9620	\$147,097.95	\$147,097.95	\$147,097.95	Gilbane Building Company
Correct Pay Apps	District	Building	2/28/2021	9400	\$539,943.34	\$539,943.34	\$539,943.34	Gilbane Building Company
Civil & Landscaping Services	Fernway	Land Imp.	4/30/2021	9620	\$1,916.00	\$1,916.00	\$1,916.00	Van Auken Akins Architects LLC
Fernway Building Renovation	Fernway	Building	5/21/2021	9620	\$93,463.07	\$93,463.07	\$93,463.07	Gilbane Building Company
Bond/FE Projects Correction	Fernway	Building	6/22/2021	9620	\$5,270.31	\$5,270.31	\$5,270.31	Van Auken Akins Architects LLC
Fernway Building Renovation	Fernway	Building	6/30/2021	9620	\$24,121.59	\$24,121.59	\$24,121.59	Gilbane Building Company
Bond Projects Adj	District	Building	6/30/2021	9620	(\$447,358.74)	(\$447,358.74)	(\$447,358.74)	Gilbane Building Company
Bond Projects Adj	District	Building	6/30/2021	9620	(\$48,385.64)	(\$48,385.64)	(\$48,385.64)	Gilbane Building Company
<b>AASL FY21 Library Grant</b>								
Library Purchases for FE	Fernway	F&E	10/30/2020	9121	\$10,213.31	\$10,213.31	\$10,213.31	Follett Library Resources
Library Purchases for FE	Fernway	F&E	11/30/2020	9121	\$2,909.59	\$2,909.59	\$2,909.59	Follett Library Resources
Library Purchases for FE	Fernway	F&E	12/31/2020	9121	\$250.52	\$250.52	\$250.52	Follett Library Resources
Library Purchases for FE	Fernway	F&E	1/15/2021	9121	\$9.75	\$9.75	\$9.75	Follett Library Resources
Library Purchases for FE	Fernway	F&E	2/19/2021	9121	\$1,485.63	\$1,485.63	\$1,485.63	Follett Library Resources
Print Purchases for FE	Fernway	F&E	3/12/2021	9121	\$2,496.25	\$2,496.25	\$2,496.25	Follett Library Resources
Print Purchases for FE	Fernway	F&E	3/16/2021	9121	\$427.05	\$427.05	\$427.05	Follett Library Resources
Print Purchases for FE	Fernway	F&E	5/17/2021	9121	\$423.60	\$423.60	\$423.60	Follett Library Resources
Print Purchases for FE	Fernway	F&E	5/21/2021	9121	\$58.26	\$58.26	\$58.26	Follett Library Resources
Print Purchases for FE	Fernway	F&E	9/30/2021	9121	\$1,413.40	\$1,413.40	\$1,413.40	Follett Library Resources
Print Purchases for FE	Fernway	F&E	12/15/2021	9121	\$312.64	\$312.64	\$312.64	Follett Library Resources
<b>Total Non-Bond - Other</b>							<b>\$31,516,739.42</b>	

T# - Vehicle Trade In Reference

**NON-BOND SOURCES  
SSF PROJECTS**

<b>PROJECT December 31 2018</b>	<b>BUILDING</b>	<b>Land, Building Vehicles, F&amp;E</b>	<b>CHECK DATE</b>	<b>SPECIAL COST CENTER</b>	<b>ESTIMATED COST</b>	<b>ACTUAL COST MTD</b>	<b>ACTUAL COST TO DATE</b>	<b>CONTRACTOR/ VENDOR</b>
<b>Peter's Garden</b>								
excavation, furnishings, irrigation & landscaping	Onaway	Land Impr	11/14/2005	9164	\$106,007.28	\$106,007.28	\$106,007.28	Vizmeg Landscape Inc.
correction to SSF share for P's Garden	Onaway	Land Impr	6/30/2006	9164	(\$702.00)	(\$702.00)	(\$702.00)	transfer to nonbond fund SCC 9150
site improvement landscaping	Onaway	Land Impr	1/13/2006	9164	\$2,685.12	\$2,685.12	\$2,685.12	Vizmeg Landscape Inc.
site improvement landscaping	Onaway	Land Impr	1/27/2006	9164	\$5,485.60	\$5,485.60	\$5,485.60	Vizmeg Landscape Inc.
<b>School Technology Projects</b>								
reimbursement for 2 projectors	District	9165	6/30/2006	9165	\$1,688.00	\$1,688.00	\$1,688.00	reimb to District (SMART Ed Serv)
reimb for installation of 2 Smart bds	High School	F&E	6/30/2006	9165	\$3,007.00	\$3,007.00	\$3,007.00	reimb to District (SMART Ed Serv)
R&W contribtn for 12 flat monitors	Fernway	F&E	6/30/2006	9165	\$1,200.00	\$1,200.00	\$1,200.00	reimb to District (Dell Comp)
R&W contribtn for TV installations	Mercer	F&E	8/26/2006	9165	\$2,800.00	\$2,800.00	\$2,800.00	reimb to District (labor costs)
partial reimbursemnt for 4 projectors*	District	F&E	6/30/2006	9165	\$1,936.00	\$1,936.00	\$1,936.00	reimbursement to District
R&W contribtn toward 4 projectors*	District	F&E	6/30/2006	9165	\$1,259.05	\$1,259.05	\$1,259.05	reimbursement to District
R&W contribtn for 22 computers*	Middle School	F&E	6/30/2006	9165	\$19,584.00	\$19,584.00	\$19,584.00	reimbursement to District
R&W contribtn for 10 computers*	Lomond	F&E	7/18/2006	9165	\$9,546.00	\$9,546.00	\$9,546.00	reimb to District (Dell Comp)
R&W contribtn for sound system	Boulevard	F&E	5/19/2007	9165	\$389.00	\$389.00	\$389.00	reimbursement to District
R&W contribtn - projector & lamp	Boulevard	F&E	5/19/2007	9165	\$789.00	\$789.00	\$789.00	reimbursement to District
R&W contribtn for sound system	Fernway	F&E	5/19/2007	9165	\$389.00	\$389.00	\$389.00	reimbursement to District
R&W contribtn-2 projectors & lamps	Fernway	F&E	5/19/2007	9165	\$2,075.09	\$2,075.09	\$2,075.09	reimbursement to District
R&W contribtn-auditorium computer	Woodbury	F&E	5/19/2007	9165	\$726.00	\$726.00	\$726.00	reimbursement to District
Computer paid by SSF	Lomond	F&E	3/15/2008	9165	\$1,025.00	\$1,025.00	\$1,025.00	Shaker Schools Foundation
Computer paid by SSF	Lomond	F&E	3/15/2008	9165	\$2,694.00	\$2,694.00	\$2,694.00	Shaker Schools Foundation
construction documents-auditorium	Woodbury	Building	7/31/2006	9162	\$927.05	\$927.05	\$927.05	City Architecture
construction documents-auditorium	Woodbury	Building	12/20/2006	9162	\$1,414.73	\$1,414.73	\$1,414.73	City Architecture
Computer and Sound Equipment	District	F&E	10/31/2008	9167	\$26,278.98	\$26,278.98	\$26,278.98	Simon Technology Solutions
Sound System for Choir Room	High School	F&E	11/26/2008	9167	\$2,340.00	\$2,340.00	\$2,340.00	Sound Solutions
Installation labor	Onaway	F&E	1/9/2009	9167	\$1,057.50	\$1,057.50	\$1,057.50	Simon Technology Solutions
Installation labor	Boulevard	F&E	1/9/2009	9167	\$1,527.50	\$1,527.50	\$1,527.50	Simon Technology Solutions
Computer and Sound Equipment	District	F&E	3/6/2009	9167	\$46,360.61	\$46,360.61	\$46,360.61	Smart Ed. Services
Adjust coding - SmartBoard/Projector	District	F&E	4/29/2009	9167	\$4,658.00	\$4,658.00	\$4,658.00	Transfer from Technology
Adjust coding - Camera	District	F&E	4/29/2009	9167	\$636.00	\$636.00	\$636.00	Transfer from Technology
Distance learning equipment	District	F&E	7/24/2009	9167	\$3,003.48	\$3,003.48	\$3,003.48	Wide Area Media
Smartboards-ME, WO	District	F&E	5/28/2010	9167	\$6,265.00	\$6,265.00	\$6,265.00	Smart Ed. Services
Lecture Podium and Flag Poles	District	F&E	6/30/2010	9165	\$1,055.00	\$1,055.00	\$1,055.00	Shaker Schools Foundation
Smartboards-BO	Boulevard	F&E	8/5/2010	9167	\$7,589.00	\$7,589.00	\$7,589.00	Smart Ed. Services
Havorka-Laptop	District	F&E	9/30/2010	9165	\$1,200.00	\$1,200.00	\$1,200.00	Shaker Schools Foundation
Netbooks-MS	Middle School	F&E	9/30/2010	9167	\$1,055.70	\$1,055.70	\$1,055.70	Shaker Schools Foundation
Smartboards	District	F&E	9/30/2010	9167	\$18,180.00	\$18,180.00	\$18,180.00	Shaker Schools Foundation
Smartboards-ON	Onaway	F&E	9/30/2010	9167	\$3,134.00	\$3,134.00	\$3,134.00	Shaker Schools Foundation
Adjust Coding-Sound System	Onaway	F&E	6/6/2011	9167	\$1,588.00	\$1,588.00	\$1,588.00	Transfer from Technology
Adjust Coding-Poster Printer	Boulevard	F&E	6/6/2011	9167	\$1,682.50	\$1,682.50	\$1,682.50	Transfer from Technology
Adjust Coding-Small Aud Projector	High School	F&E	6/20/2011	9167	\$6,934.00	\$6,934.00	\$6,934.00	Transfer from Technology
Adjust Coding-Phys Ed Projector	Middle School	F&E	6/20/2011	9167	\$640.00	\$640.00	\$640.00	Transfer from Technology

Lar

## SSF PROJECTS

PROJECT December 31 2018	BUILDING	Land, Building Vehicles, F&E	CHECK DATE	SPECIAL COST CENTER	ESTIMATED COST	ACTUAL COST MTD	ACTUAL COST TO DATE	CONTRACTOR/ VENDOR
Smartboard and Installation	Woodbury	F&E	8/30/2011	9167	\$9,500.00	\$9,500.00	\$9,500.00	Smart Ed. Services
Adjust Coding-Smartboard	High School	F&E	8/31/2011	9167	\$1,649.00	\$1,649.00	\$1,649.00	Transfer from Technology
Adjust Coding-Dell Netbook	High School	F&E	8/31/2011	9167	\$5,195.25	\$5,195.25	\$5,195.25	Transfer from Technology
Adjust Coding-Smartboards	District	F&E	10/31/2011	9167	\$24,308.00	\$24,308.00	\$24,308.00	Transfer from Technology
Adjust Coding-Dell Computers	District	F&E	10/31/2011	9167	\$9,350.00	\$9,350.00	\$9,350.00	Transfer from Technology
Laptop Cart	Middle School	F&E	10/27/2011	9167	\$1,201.20	\$1,201.20	\$1,201.20	Spectrum Industries
Smartboard and Installation	Middle School	F&E	11/11/2011	9167	\$1,802.00	\$1,802.00	\$1,802.00	Smart Ed. Services
Dell Laptop	Middle School	F&E	11/17/2011	9167	\$3,450.00	\$3,450.00	\$3,450.00	Dell Computer
Smartboards and Installation	Fernway	F&E	4/30/2012	9167	\$8,625.00	\$8,625.00	\$8,625.00	Dell Computer
Portable Document Camera	District	F&E	5/4/2012	9167	\$579.00	\$579.00	\$579.00	Easy Graphics Corp.
iPads and AppleCare	District	F&E	6/8/2012	9167	\$1,143.99	\$1,143.99	\$1,143.99	Apple Inc.
iPad and AppleCare	Middle School	F&E	7/11/2012	9167	\$598.00	\$598.00	\$598.00	Apple Inc.
AverVision Document Camera	Onaway	F&E	9/13/2012	9167	\$1,757.00	\$1,757.00	\$1,757.00	Easy Graphics Corp.
Smartboard and Installation	Middle School	F&E	9/20/2012	9167	\$3,586.00	\$3,586.00	\$3,586.00	Smart Ed. Services
Document Camera	Mercer	F&E	10/25/2012	9167	\$1,096.00	\$1,096.00	\$1,096.00	Easy Graphics Corp.
Smartboards and Installation	District	F&E	11/15/2012	9167	\$16,476.00	\$16,476.00	\$16,476.00	Smart Ed. Services
Turning Point NXT 26	Woodbury	F&E	11/29/2012	9167	\$8,586.95	\$8,586.95	\$8,586.95	Easy Graphics Corp.
Document Camera	Mercer	F&E	12/27/2012	9167	\$1,645.00	\$1,645.00	\$1,645.00	Easy Graphics Corp.
OptiPlex 790 Desktop PC	Boulevard	F&E	1/18/2013	9167	\$11,763.75	\$11,763.75	\$11,763.75	Dell Computer
Document Camera	Mercer	F&E	2/21/2013	9167	\$1,645.00	\$1,645.00	\$1,645.00	Easy Graphics Corp.
Document Camera	Mercer	F&E	3/28/2013	9167	\$552.00	\$552.00	\$552.00	Easy Graphics Corp.
Document Camera	High School	F&E	4/30/2013	9167	\$1,257.52	\$1,257.52	\$1,257.52	CDW*Government
Photoshop License	District	F&E	4/11/2013	9167	\$320.02	\$320.02	\$320.02	CDW*Government
Electronic Equipment	District	F&E	5/31/2013	9167	\$7,372.00	\$7,372.00	\$7,372.00	Schoolhouse Electronics, LLC
Document Camera	Mercer	F&E	7/31/2013	9167	\$1,674.00	\$1,674.00	\$1,674.00	Easy Graphics Corp.
License & Development Plan	Woodbury	F&E	8/22/2013	9167	\$2,715.00	\$2,715.00	\$2,715.00	Easy Graphics Corp.
Turning Point Set & Doc Camera	District	F&E	9/19/2013	9167	\$7,359.20	\$7,359.20	\$7,359.20	Easy Graphics Corp.
Smartboards	Middle School	F&E	9/19/2013	9167	\$7,945.00	\$7,945.00	\$7,945.00	Tierney Brothers, Inc
Document Camera	Onaway	F&E	9/26/2013	9167	\$1,178.00	\$1,178.00	\$1,178.00	Easy Graphics Corp.
Adjust Coding-Artboards	District	F&E	9/22/2013	9167	\$3,618.77	\$3,618.77	\$3,618.77	Transfer from Technology
Smartboard Installation	Middle School	F&E	10/9/2013	9167	\$1,610.00	\$1,610.00	\$1,610.00	Tierney Brothers, Inc
Document Camera	Onaway	F&E	11/8/2013	9167	\$579.00	\$579.00	\$579.00	Easy Graphics Corp.
Document Camera	Onaway	F&E	11/14/2013	9167	\$594.00	\$594.00	\$594.00	Easy Graphics Corp.
3D Printer	High School	F&E	11/14/2013	9167	\$2,627.19	\$2,627.19	\$2,627.19	Makerbot Industries
Hardware Support	Woodbury	F&E	12/19/2013	9167	\$1,275.00	\$1,275.00	\$1,275.00	CDW*Government
Document Camera	Onaway	F&E	12/31/2013	9167	\$1,181.50	\$1,181.50	\$1,181.50	Easy Graphics Corp.
Laptop Cart	Woodbury	F&E	12/13/2013	9167	\$9,190.79	\$9,190.79	\$9,190.79	CDW*Government
Electronic Equipment	Middle School	F&E	12/13/2013	9167	\$2,580.00	\$2,580.00	\$2,580.00	Schoolhouse Electronics, LLC
Digital Camera	Mercer	F&E	1/24/2014	9167	\$273.95	\$273.95	\$273.95	Amazon.com
Smartboard and Installation	High School	F&E	1/17/2014	9167	\$1,821.00	\$1,821.00	\$1,821.00	Tierney Brothers, Inc
HP Care Pack Hardware Support	Mercer	F&E	6/30/2014	9167	\$2,669.05	\$2,669.05	\$2,669.05	CDW*Government
Computer Equipment & Warranty	Fernway	F&E	7/31/2014	9167	\$11,925.44	\$11,925.44	\$11,925.44	CDW*Government
iPad Mini and AppleCare	Onaway	F&E	11/20/2014	9167	\$2,868.00	\$2,868.00	\$2,868.00	Apple Inc.
Document Cameras	Onaway	F&E	12/11/2014	9167	\$1,194.00	\$1,194.00	\$1,194.00	Easy Graphics Corp.
Smartboards and Service	Woodbury	F&E	12/29/2014	9167	\$4,198.50	\$4,198.50	\$4,198.50	Tierney Brothers, Inc

# SSF PROJECTS

PROJECT December 31 2018	BUILDING	Land, Building Vehicles, F&E	CHECK DATE	SPECIAL COST CENTER	ESTIMATED COST	ACTUAL COST MTD	ACTUAL COST TO DATE	CONTRACTOR/ VENDOR
Smartboards	Mercer	F&E	1/22/2015	9167	\$2,198.00	\$2,198.00	\$2,198.00	Tierney Brothers, Inc
Smartboard Mount	Mercer	F&E	2/23/2015	9167	\$349.00	\$349.00	\$349.00	Tierney Brothers, Inc
Smartboard Mount and Service	Mercer	F&E	4/16/2015	9167	\$760.00	\$760.00	\$760.00	Tierney Brothers, Inc
Document Camera	Middle School	F&E	5/21/2015	9167	\$2,725.00	\$2,725.00	\$2,725.00	Easy Graphics Corp.
Digital Cameras and Flash Drives	Lomond	F&E	10/10/2015	9167	\$2,439.60	\$2,439.60	\$2,439.60	Amazon.com
Document Cameras	District	F&E	11/30/2015	9167	\$842.00	\$842.00	\$842.00	Easy Graphics Corp.
Projector, equipment & installation	Onaway	F&E	12/10/2015	9167	\$2,855.17	\$2,855.17	\$2,855.17	Tierney Brothers, Inc
Chromebooks	District	F&E	4/30/2016	9167	\$65,044.00	\$65,044.00	\$65,044.00	CDW*Government
Chromebooks	District	F&E	6/30/2016	9167	\$8,999.98	\$8,999.98	\$8,999.98	CDI Computer Dealers Inc
Charging Station	Boulevard	F&E	9/15/2016	9167	\$1,639.62	\$1,639.62	\$1,639.62	School Outfitters
Chromebooks	District	F&E	11/10/2016	9167	\$23,340.04	\$23,340.04	\$23,340.04	CDI Computer Dealers Inc
Smartboard and mount	Mercer	F&E	11/10/2016	9167	\$538.00	\$538.00	\$538.00	Tierney Brothers, Inc
Sound System	Woodbury	F&E	12/8/2016	9167	\$2,198.00	\$2,198.00	\$2,198.00	Tierney Brothers, Inc
Smartboard	Mercer	F&E	12/8/2016	9167	\$1,479.00	\$1,479.00	\$1,479.00	Tierney Brothers, Inc
Software Licenses	Mercer	F&E	2/28/2017	9167	\$989.55	\$989.55	\$989.55	Learning A-Z
Pugmill-Clay Machine	Woodbury	F&E	5/4/2017	9167	\$4,499.00	\$4,499.00	\$4,499.00	Sheffield Pottery
Zing Laser Cutter	Middle School	F&E	6/29/2017	9167	\$3,563.72	\$3,563.72	\$3,563.72	Buckeye Educational Systems
Correction of prior period expense		F&E	12/31/2017	9165	\$94,742.74	\$94,742.74	\$94,742.74	Move exp from SCC 9150
Correction of prior period expense		F&E	12/31/2017	9167	\$33,244.34	\$33,244.34	\$33,244.34	Move exp from SCC 9150
iPad cases for HS Music	High School	F&E	3/10/2018	9167	\$161.92	\$161.92	\$161.92	Amazon.com
iPad and AppleCare	High School	F&E	4/13/2018	9167	\$1,194.00	\$1,194.00	\$1,194.00	Apple Inc.
iPad reimbursement	Boulevard	F&E	5/11/2018	9167	(\$135.00)	(\$135.00)	(\$135.00)	SSF Grant
iPad and AppleCare	Boulevard	F&E	6/12/2018	9167	\$378.00	\$378.00	\$378.00	Apple Inc.
Newsela Subscription	Woodbury	F&E	11/29/2018	9167	\$3,000.00	\$3,000.00	\$3,000.00	Newsela, Inc
Computer for Art Room	High School	F&E	1/11/2019	9167	\$1,185.97	\$1,185.97	\$1,185.97	Dell Computer
Cables for Art Room Computer	High School	F&E	1/17/2019	9167	\$874.21	\$874.21	\$874.21	Cable Communications
Read & Write Subscription	District	F&E	2/28/2019	9167	\$12,176.80	\$12,176.80	\$12,176.80	Textheld, Inc.
OptiPlex Desktop Computers	High School	F&E	7/31/2019	9167	\$2,000.57	\$2,000.57	\$2,000.57	Dell Computer
eSports Club Equipment	High School	F&E	9/10/2019	9167	\$844.88	\$844.88	\$844.88	Microcenter
eSports Club Equipment	High School	F&E	10/10/2019	9167	\$466.97	\$466.97	\$466.97	Amazon.com
3D Printer	High School	F&E	11/30/2019	9167	\$5,001.26	\$5,001.26	\$5,001.26	Form Labs, Inc
3D Printer Software	High School	F&E	12/10/2019	9167	\$585.00	\$585.00	\$585.00	Robert McNeel & Associates
Art iPads	High School	F&E	12/10/2019	9167	\$2,438.94	\$2,438.94	\$2,438.94	Amazon.com
SAM labs	Mercer	F&E	2/28/2020	9167	\$3,798.00	\$3,798.00	\$3,798.00	SAM labs Inc.
iPod Touch & Applecare	Woodbury	F&E	2/28/2020	9167	\$3,870.00	\$3,870.00	\$3,870.00	Apple Inc.
iPad cases	Woodbury	F&E	3/31/2020	9167	\$134.70	\$134.70	\$134.70	Apple Inc.
Dell Laptop	High School	F&E	3/31/2020	9167	\$36,118.00	\$36,118.00	\$36,118.00	Dell Computer
Hot Spot-COVID-19	District	F&E	6/30/2020	9167	\$20,755.00	\$20,755.00	\$20,755.00	Sprint
Dell Laptop-Reclassify	High School	F&E	6/30/2020	9167	(\$36,118.00)	(\$36,118.00)	(\$36,118.00)	Dell Computer
Applecare for schools	District	F&E	11/30/2020	9167	\$545.00	\$545.00	\$545.00	Apple Inc.
iPad cases	High School	F&E	12/30/2020	9167	\$384.55	\$384.55	\$384.55	Amazon.com
iPads	High School	F&E	1/15/2021	9167	\$1,995.00	\$1,995.00	\$1,995.00	Apple Inc.
HS Weight Room Equipment	High School	F&E	4/30/2021	9167	\$2,208.00	\$2,208.00	\$2,208.00	Dynamic Fitness & Strength LLC
iMac's & iPads	High School	F&E	8/31/2021	9167	\$5,251.00	\$5,251.00	\$5,251.00	Apple Inc.
Dash Robots-Design lab	Lomond	F&E	11/10/2021	9167	\$3,599.76	\$3,599.76	\$3,599.76	Wonder Workshop



# SSF PROJECTS

PROJECT December 31 2018	BUILDING	Land, Building Vehicles, F&E	CHECK DATE	SPECIAL COST CENTER	ESTIMATED COST	ACTUAL COST MTD	ACTUAL COST TO DATE	CONTRACTOR/ VENDOR
Design Lab	Lomond	F&E	11/10/2021	9167	\$2,499.00	\$2,499.00	\$2,499.00	Tangible Play
iPad Case-Design Lab	Boulevard	F&E	11/30/2021	9167	\$309.50	\$309.50	\$309.50	UZBL
Techtub-Design lab	Boulevard	F&E	11/30/2021	9167	\$345.00	\$345.00	\$345.00	Tierney Brothers, Inc
Design Lab / STEM Kits	Boulevard	F&E	11/30/2021	9167	\$139.99	\$139.99	\$139.99	Amazon.com
Design Lab / STEM Kits	Boulevard	F&E	11/30/2021	9167	\$536.65	\$536.65	\$536.65	Elenco Electronics
Design Lab / STEM Kits	Boulevard	F&E	11/30/2021	9167	\$708.01	\$708.01	\$708.01	Makey Makey
Design Lab / STEM Kits	Boulevard	F&E	11/30/2021	9167	\$3,160.00	\$3,160.00	\$3,160.00	Strawbees STEAM
Design Lab	Lomond	F&E	12/10/2021	9167	\$1,509.00	\$1,509.00	\$1,509.00	CDW
iPad Apps	Lomond	F&E	12/29/2021	9167	\$49.80	\$49.80	\$49.80	American Express
Lego Edu / Design Lab	Boulevard	F&E	12/29/2021	9167	\$1,099.80	\$1,099.80	\$1,099.80	American Express
Design Lab	Lomond	F&E	12/10/2021	9167	\$6,310.40	\$6,310.40	\$6,310.40	Tierney Brothers, Inc
Design Lab	Boulevard	F&E	12/10/2021	9167	\$6,310.38	\$6,310.38	\$6,310.38	Tierney Brothers, Inc
iPads / Design Lab	Boulevard	F&E	12/31/2021	9167	\$4,030.00	\$4,030.00	\$4,030.00	Apple Inc.
iPads / Design Lab	Lomond	F&E	12/31/2021	9167	\$6,070.00	\$6,070.00	\$6,070.00	Apple Inc.
iPad Cases	Boulevard	F&E	1/24/2022	9167	\$39.95	\$39.95	\$39.95	Amazon.com
Design Lab	Lomond	F&E	1/28/2022	9167	\$164.85	\$164.85	\$164.85	Microcenter
Design Lab	Lomond	F&E	1/31/2022	9167	(\$21,482.80)	(\$21,482.80)	(\$21,482.80)	SSF Grant
Design Lab	Boulevard	F&E	1/31/2022	9167	(\$14,570.59)	(\$14,570.59)	(\$14,570.59)	SSF Grant
Design Lab	Woodbury	F&E	3/29/2022	9167	\$5,916.02	\$5,916.02	\$5,916.02	Tierney Brothers, Inc
iPads / Design Lab	Fernway	F&E	5/20/2022	9167	\$8,370.00	\$8,370.00	\$8,370.00	Apple Inc.
Repair Tool Kit	High School	F&E	6/30/2022	9167	\$49.98	\$49.98	\$49.98	MicroCenter
iPads / Design Lab	Fernway	F&E	11/30/2022	9167	\$172.00	\$172.00	\$172.00	Apple Inc.
<b>SSF Tech-Shaker's First Class</b>								
iPads and AppleCare	District	F&E	5/20/2016	9165	\$13,460.00	\$13,460.00	\$13,460.00	Apple Inc.
iPad charging dock	District	F&E	6/20/2016	9165	\$1,203.28	\$1,203.28	\$1,203.28	CDW*Government
iPad cases	District	F&E	6/23/2016	9165	\$1,009.80	\$1,009.80	\$1,009.80	CDW*Government
Document Cameras	District	F&E	6/23/2016	9165	\$563.00	\$563.00	\$563.00	Easy Graphics Corp.
Books	District	F&E	8/25/2016	9165	\$333.98	\$333.98	\$333.98	Lakeshore Learning Materials
Books	District	F&E	9/15/2016	9165	\$132.30	\$132.30	\$132.30	DEMCO
Books	District	F&E	9/9/2016	9165	\$354.90	\$354.90	\$354.90	The Library Store, Inc
<b>High School Large Auditorium</b>								
SSF share of total cost	High School	Building	2/29/2008	9166	\$800,000.00	\$800,000.00	\$800,000.00	Shaker Schools Foundation
SSF share of total cost	High School	Building	7/31/2008	9166	\$70,000.00	\$70,000.00	\$70,000.00	Shaker Schools Foundation
SSF share of total cost	High School	Building	6/30/2010	9166	\$100,000.00	\$100,000.00	\$100,000.00	Shaker Schools Foundation
SSF share of total cost	High School	Building	3/31/2012	9166	\$68,125.30	\$68,125.30	\$68,125.30	SSF (10/31/2009)
<b>Craig Stout Technology Projects</b>								
Computer and Sound Equipment	Library	F&E	9/11/2008	9168	\$15,591.00	\$15,591.00	\$15,591.00	Easy Graphics Corp.
Document Cameras	District	F&E	11/25/2008	9168	\$2,661.08	\$2,661.08	\$2,661.08	CDW*Government Inc
Computer and Sound Equipment	District	F&E	3/6/2009	9168	\$74,777.07	\$74,777.07	\$74,777.07	Smart Ed. Services
Turning Point-Receiver, Case, Card	District	F&E	12/15/2011	9168	\$642.00	\$642.00	\$642.00	Easy Graphics Corp.
eInstruction Mobi System	High School	F&E	1/19/2012	9168	\$1,398.00	\$1,398.00	\$1,398.00	CIM Technology Solutions
Kindles**	District	F&E	12/9/2011	9168	\$594.00	\$594.00	\$594.00	Corr. Posting-From Fund 001 Tech.
Distribution of Posting**	District	F&E	3/6/2009	9168	\$3,873.00	\$3,873.00	\$3,873.00	Corr. Posting-From Fund 001 Tech.
Distribution of Posting**	District	F&E	5/22/2009	9168	\$5,097.85	\$5,097.85	\$5,097.85	Corr. Posting-From Fund 001 Tech.

## SSF PROJECTS

PROJECT December 31 2018	BUILDING	Land, Building Vehicles, F&E	CHECK DATE	SPECIAL COST CENTER	ESTIMATED COST	ACTUAL COST MTD	ACTUAL COST TO DATE	CONTRACTOR/ VENDOR
<b>High School Planetarium Project</b>								
Planetarium Projection System	High School	F&E	6/27/2013	9164	\$86,572.50	\$86,572.50	\$86,572.50	Spitz, Inc.
Planetarium Projection System	High School	F&E	10/31/2013	9164	\$58,872.50	\$58,872.50	\$58,872.50	Spitz, Inc.
Planetarium Projection System	High School	F&E	10/31/2013	9167	\$6,000.00	\$6,000.00	\$6,000.00	Spitz, Inc.
Planetarium Projection System	High School	F&E	4/30/2014	9164	\$4,555.00	\$4,555.00	\$4,555.00	Corr. Posting-From 004-9150
<b>HS Weight Room</b>								
HS Weight Room Equipment	High School	F&E	2/22/2021	9165	\$131,416.67	\$131,416.67	\$131,416.67	Dynamic Fitness & Strength LLC
HS Weight Room Equipment Freight	High School	F&E	7/30/2021	9165	\$233.56	\$233.56	\$233.56	Fed Ex
HS Weight Room Equipment	High School	F&E	11/30/2021	9165	\$60,366.44	\$60,366.44	\$60,366.44	Dynamic Fitness & Strength LLC
<b>WO Sublimation Printer</b>								
Sublimation Printer	Woodbury	F&E	9/30/2021	9165	\$2,454.64	\$2,454.64	\$2,454.64	Conde Systems
Poster Maker & Kit	Woodbury	F&E	6/30/2022	9165	\$5,378.17	\$5,378.17	\$5,378.17	Bright White Paper
<b>IC Digital Design lab &amp; Studio</b>								
Mobile Digital Design Lab	IC	F&E	3/24/2022	9165	\$9,356.92	\$9,356.92	\$9,356.92	B&H Photo
Podcasting Studio Supplies	IC	F&E	3/24/2022	9165	\$3,178.26	\$3,178.26	\$3,178.26	B&H Photo
Podcasting Studio Supplies	IC	F&E	4/19/2022	9165	\$162.00	\$162.00	\$162.00	Guitar Center
Podcasting Studio Supplies	IC	F&E	4/28/2022	9165	\$4,581.20	\$4,581.20	\$4,581.20	Guitar Center
Podcasting Studio Supplies	IC	F&E	4/30/2022	9165	\$238.96	\$238.96	\$238.96	Guitar Center
Podcasting Studio Supplies	IC	F&E	5/31/2022	9165	\$3,616.33	\$3,616.33	\$3,616.33	B&H Photo
Podcasting Studio Supplies	IC	F&E	6/30/2022	9165	(\$478.60)	(\$478.60)	(\$478.60)	Exp to Fund 001
<b>Personalized Learning Center Donor Support</b>								
Laptops and Projectors	PLC	F&E	6/26/2014	9315	\$3,232.93	\$3,232.93	\$3,232.93	CDW*Government
Equipment Cart and marker Board	PLC	F&E	6/26/2014	9315	\$973.28	\$973.28	\$973.28	DEMCO, Inc.
Telephones, Licenses & Equipment	PLC	F&E	6/26/2014	9315	\$9,091.00	\$9,091.00	\$9,091.00	Information Systems Integration
Computer Equipment	PLC	F&E	7/10/2014	9315	\$2,568.85	\$2,568.85	\$2,568.85	Various online stores
iPad	PLC	F&E	7/18/2014	9315	\$4,580.00	\$4,580.00	\$4,580.00	Apple Store
Computer Equipment & Service	PLC	F&E	8/22/2014	9315	\$23,629.49	\$23,629.49	\$23,629.49	CDW*Government
Furniture	PLC	F&E	8/31/2014	9315	\$36,547.91	\$36,547.91	\$36,547.91	Ohio Desk
Projection Screen Wall Brackets	PLC	F&E	8/10/2014	9315	\$24.06	\$24.06	\$24.06	CDW*Government
Flat Screen TV and Mount	PLC	F&E	8/10/2014	9315	\$939.58	\$939.58	\$939.58	Best Buy
Backpacks for IC students	PLC	F&E	9/10/2014	9315	\$900.00	\$900.00	\$900.00	Bags in Bulk
Smartboard	PLC	F&E	9/26/2014	9315	\$3,001.00	\$3,001.00	\$3,001.00	Tierney Brothers, Inc
Office Chairs	PLC	F&E	9/26/2014	9315	\$312.00	\$312.00	\$312.00	Independence Business Supply
Bronze Plaques	PLC	F&E	9/26/2014	9315	\$5,430.00	\$5,430.00	\$5,430.00	Carrollgraphics
Cable infrastructure and equipment	PLC	F&E	9/26/2014	9315	\$10,539.09	\$10,539.09	\$10,539.09	Cable Communications
Architectural Services	PLC	F&E	9/16/2014	9315	\$15,556.75	\$15,556.75	\$15,556.75	Neville Architects
Tables and Chairs	PLC	F&E	9/16/2014	9315	\$11,495.00	\$11,495.00	\$11,495.00	Contract Source Inc
Signage	PLC	F&E	10/9/2014	9315	\$206.00	\$206.00	\$206.00	Carrollgraphics
Desktop Computers	PLC	F&E	10/16/2014	9315	\$3,858.35	\$3,858.35	\$3,858.35	Chicago Micro
Tables and Chairs	PLC	F&E	10/30/2014	9315	\$2,489.54	\$2,489.54	\$2,489.54	Ohio Desk
Storage Cabinets	PLC	F&E	10/10/2014	9315	\$625.15	\$625.15	\$625.15	Independence Business Supply
Bulletin Boards	PLC	F&E	10/10/2014	9315	\$291.87	\$291.87	\$291.87	Independence Business Supply

## SSF PROJECTS

PROJECT December 31 2018	BUILDING	Land, Building Vehicles, F&E	CHECK DATE	SPECIAL COST CENTER	ESTIMATED COST	ACTUAL COST MTD	ACTUAL COST TO DATE	CONTRACTOR/ VENDOR
Headphones	PLC	F&E	10/29/2014	9315	\$490.80	\$490.80	\$490.80	CDW*Government
Tables	PLC	F&E	11/6/2014	9315	\$1,818.88	\$1,818.88	\$1,818.88	Ohio Desk
Chair	PLC	F&E	11/20/2014	9315	\$312.00	\$312.00	\$312.00	Independence Business Supply
Display Integration Services	PLC	F&E	11/20/2014	9315	\$894.94	\$894.94	\$894.94	Tierney Brothers, Inc
Table	PLC	F&E	11/30/2014	9315	\$548.50	\$548.50	\$548.50	Ohio Desk
Folding Tables	PLC	F&E	12/18/2014	9315	\$496.16	\$496.16	\$496.16	Ohio Desk
File drawers	PLC	F&E	12/10/2014	9315	\$275.97	\$275.97	\$275.97	Independence Business Supply
Architectural Services	PLC	F&E	12/29/2014	9315	\$20,439.60	\$20,439.60	\$20,439.60	Neville Architects
Smartboard Warranty	PLC	F&E	1/22/2015	9315	\$69.00	\$69.00	\$69.00	Tierney Brothers, Inc
Cable infrastructure and equipment	PLC	F&E	5/31/2015	9315	(\$10,539.09)	(\$10,539.09)	(\$10,539.09)	Cable Communications
Desktop Computers	PLC	F&E	5/31/2015	9315	(\$3,858.35)	(\$3,858.35)	(\$3,858.35)	Chicago Micro
Architectural Services	PLC	F&E	5/31/2015	9315	(\$15,556.75)	(\$15,556.75)	(\$15,556.75)	Neville Architects
Architectural Services	PLC	F&E	5/31/2015	9315	(\$20,439.60)	(\$20,439.60)	(\$20,439.60)	Neville Architects
Overage on furniture	PLC	F&E	5/31/2015	9315	(\$2,343.91)	(\$2,343.91)	(\$2,343.91)	Various
Architectural Services	PLC	F&E	8/21/2015	9315	\$1,647.50	\$1,647.50	\$1,647.50	Neville Architects
Architectural Services	PLC	F&E	8/21/2015	9315	(\$1,647.50)	(\$1,647.50)	(\$1,647.50)	Neville Architects
<b>General Projects</b>								
Reading Books	District	F&E	6/8/2012	9182	\$975.22	\$975.22	\$975.22	Scholastic Magazines
<b>Total SSF Projects</b>							<b>\$2,475,740.82</b>	

\* expense reclassified to Bond Fund from General Fund in Jan '07

\*\* expense reclassified to SCC 9168 from General Fund in June '12

**FY2018 BOND ISSUE**

<b>PROJECT</b>	<b>BUILDING</b>	<b>Land Impr., Building, Vehicles, F&amp;E</b>	<b>CHECK DATE</b>	<b>SPECIAL COST CENTER</b>	<b>ESTIMATED COST</b>	<b>ACTUAL COST MTD</b>	<b>ACTUAL COST TO DATE</b>	<b>CONTRACTOR/ VENDOR</b>
<b><u>FY18 Bond \$20.1 MM - SCC 9400</u></b>								
ON & HS Parking Lots	District	Land Impr.	2/16/2018	9400	\$7,643.80	\$7,643.80	\$7,643.80	Van Auken Akins Architects LLC
Professional Design Services	District	Building	3/12/2018	9400	\$210,273.14	\$210,273.14	\$210,273.14	Legat Architects, Inc
Onaway Parking Lot	Onaway	Land Impr.	4/12/2018	9400	\$21,676.55	\$21,676.55	\$21,676.55	Van Auken Akins Architects LLC
High School South Parking Lot	High School	Land Impr.	4/12/2018	9400	\$10,397.60	\$10,397.60	\$10,397.60	Van Auken Akins Architects LLC
High School Boiler	High School	F&E	4/30/2018	9400	\$92,976.80	\$92,976.80	\$92,976.80	DB Johnson Company
Elevator Renovation	High School	F&E	5/11/2018	9400	\$80,940.00	\$80,940.00	\$80,940.00	Lakeland Management Systems Inc
High School Parking Lot	High School	Land Impr.	5/11/2018	9400	\$3,083.08	\$3,083.08	\$3,083.08	Van Auken Akins Architects LLC
Onaway Parking Lot	Onaway	Land Impr.	5/11/2018	9400	\$8,475.81	\$8,475.81	\$8,475.81	Van Auken Akins Architects LLC
Construction Site Stormwater Permit	Onaway	Land Impr.	5/17/2018	9400	\$200.00	\$200.00	\$200.00	Treasurer, State of Ohio (Ohio EPA)
Facilities Improvement	District	Building	6/7/2018	9400	\$70,949.51	\$70,949.51	\$70,949.51	Legat Architects, Inc
Facilities Improvement	District	Building	6/14/2018	9400	\$70,337.52	\$70,337.52	\$70,337.52	Legat Architects, Inc
Elevator Modification	High School	F&E	6/28/2018	9400	\$45,080.00	\$45,080.00	\$45,080.00	Lakeland Management Systems Inc
High School Parking Lot	High School	Land Impr.	6/28/2018	9400	\$1,890.00	\$1,890.00	\$1,890.00	Van Auken Akins Architects LLC
Onaway Parking Lot	Onaway	Land Impr.	6/28/2018	9400	\$2,482.75	\$2,482.75	\$2,482.75	Van Auken Akins Architects LLC
High School Boiler	High School	F&E	6/28/2018	9400	\$146,106.40	\$146,106.40	\$146,106.40	DB Johnson Company
High School Parking Lot	High School	Land Impr.	6/30/2018	9400	\$2,663.63	\$2,663.63	\$2,663.63	Van Auken Akins Architects LLC
BO Security Upgrades	Boulevard	F&E	7/24/2018	9400	\$42,250.31	\$42,250.31	\$42,250.31	Bailey Communications, Inc.
HS Security Upgrades	High School	F&E	7/24/2018	9400	\$42,250.32	\$42,250.32	\$42,250.32	Bailey Communications, Inc.
HS Foundation & Wall Repair	High School	Building	7/24/2018	9400	\$71,691.00	\$71,691.00	\$71,691.00	Lakeland Management Systems Inc
ON Foundation & Wall Repair	Onaway	Building	7/24/2018	9400	\$36,753.00	\$36,753.00	\$36,753.00	Lakeland Management Systems Inc
ME Renovation of Classroom Space	Mercer	Building	7/24/2018	9400	\$43,440.00	\$43,440.00	\$43,440.00	Lakeland Management Systems Inc
Elevator Modification	High School	F&E	7/24/2018	9400	\$40,963.00	\$40,963.00	\$40,963.00	Lakeland Management Systems Inc
Pilot Classroom Renovations	District	F&E	7/24/2018	9400	\$67,609.70	\$67,609.70	\$67,609.70	Sterling Professional Group
High School Parking Lot Improvements	High School	Land Impr.	7/31/2018	9400	\$88,780.00	\$88,780.00	\$88,780.00	Chagrin Valley Paving
Onaway Parking Lot	Onaway	Land Impr.	7/31/2018	9400	\$64,814.00	\$64,814.00	\$64,814.00	Chagrin Valley Paving
Professional Design Services	District	Building	7/31/2018	9400	\$10,699.80	\$10,699.80	\$10,699.80	Legat Architects, Inc
Onaway Parking Lot	Onaway	Land Impr.	7/31/2018	9400	\$4,157.19	\$4,157.19	\$4,157.19	Van Auken Akins Architects LLC
Woodbury Elementary Roof Replacement	Woodbury	Building	8/8/2018	9400	\$271,637.68	\$271,637.68	\$271,637.68	Garland/DBS, Inc.
Onaway Elementary School Roof	Onaway	Building	8/8/2018	9400	\$52,029.60	\$52,029.60	\$52,029.60	Garland/DBS, Inc.
High School Parking Lot	High School	Land Impr.	8/8/2018	9400	\$85,272.24	\$85,272.24	\$85,272.24	Chagrin Valley Paving
Onaway Parking Lot	Onaway	Land Impr.	8/8/2018	9400	\$296,588.95	\$296,588.95	\$296,588.95	Chagrin Valley Paving
High School Water Line	High School	Land Impr.	8/8/2018	9400	\$33,869.70	\$33,869.70	\$33,869.70	Chagrin Valley Paving
Onaway Sidewalk and Curb	Onaway	Land Impr.	8/8/2018	9400	\$2,839.42	\$2,839.42	\$2,839.42	Chagrin Valley Paving
High School Parking Lot	High School	Land Impr.	8/8/2018	9400	\$10,220.14	\$10,220.14	\$10,220.14	Chagrin Valley Paving
High School Parking Lot	High School	Land Impr.	8/8/2018	9400	\$46,422.82	\$46,422.82	\$46,422.82	Chagrin Valley Paving
District Wide Niagara Automation Sys	District	Building	8/14/2018	9400	\$109,271.70	\$109,271.70	\$109,271.70	Gardiner Service Company
High School and Blvd Security upgrades	HS/Blvd	Building	8/14/2018	9400	\$66,213.78	\$66,213.78	\$66,213.78	Bailey Communications, Inc.
Pilot Classroom Renovations	District	Building	8/18/2018	9400	\$15,916.00	\$15,916.00	\$15,916.00	Sterling Professional Group
High School and Blvd Roof Repair	HS/Blvd	Building	8/18/2018	9400	\$235,580.00	\$235,580.00	\$235,580.00	Lakeland Management Systems Inc
High School Boiler	High School	Building	8/18/2018	9400	\$26,564.80	\$26,564.80	\$26,564.80	DB Johnson Company
Middle School Painting	Middle School	Building	8/18/2018	9400	\$6,565.00	\$6,565.00	\$6,565.00	Kastra, LLC
High School Elevator Modernization	High School	Building	8/18/2018	9400	\$69,299.00	\$69,299.00	\$69,299.00	Lakeland Management Systems Inc
Mercer Classroom Renovation	Mercer	Building	8/18/2018	9400	\$26,942.00	\$26,942.00	\$26,942.00	Lakeland Management Systems Inc
HS Foundation & Wall Repair	High School	Building	8/18/2018	9400	\$85,409.00	\$85,409.00	\$85,409.00	Lakeland Management Systems Inc
ON Foundation & Wall Repair	Onaway	Building	8/18/2018	9400	\$16,115.00	\$16,115.00	\$16,115.00	Lakeland Management Systems Inc

**FY2018 BOND ISSUE**

<b>PROJECT</b>	<b>BUILDING</b>	<b>Land Impr., Building, Vehicles, F&amp;E</b>	<b>CHECK DATE</b>	<b>SPECIAL COST CENTER</b>	<b>ESTIMATED COST</b>	<b>ACTUAL COST MTD</b>	<b>ACTUAL COST TO DATE</b>	<b>CONTRACTOR/ VENDOR</b>
High School Boiler	High School	Building	8/18/2018	9400	\$517,960.00	\$517,960.00	\$517,960.00	ABC Piping, CO.
Middle School Painting	Middle School	Building	8/23/2018	9400	\$157,560.00	\$157,560.00	\$157,560.00	Kastra, LLC
Professional Design Services	District	Building	8/23/2018	9400	\$22,155.00	\$22,155.00	\$22,155.00	Legat Architects, Inc
High School Abatement	High School	Building	8/23/2018	9400	\$26,240.00	\$26,240.00	\$26,240.00	Total Environmental Services
Mercer Abatement	Mercer	Building	8/23/2018	9400	\$4,200.00	\$4,200.00	\$4,200.00	Total Environmental Services
Onaway Parking Lot Design Srv	Onaway	Land Impr.	8/23/2018	9400	\$4,859.07	\$4,859.07	\$4,859.07	Van Auken Akins Architects LLC
ON & HS Parking Lots	Onaway /HS	Land Impr.	9/14/2018	9400	\$17,827.33	\$17,827.33	\$17,827.33	Van Auken Akins Architects LLC
District Automation System	District	Building	9/21/2018	9400	\$51,796.80	\$51,796.80	\$51,796.80	Gardiner Service Company
High School and Blvd Security upgrades	HS/Blvd	Building	9/21/2018	9400	\$13,229.59	\$13,229.59	\$13,229.59	Bailey Communications, Inc.
Onaway Elementary School Roof	Onaway	Building	9/21/2018	9400	\$174,173.95	\$174,173.95	\$174,173.95	Garland/DBS, Inc.
Mercer Classroom Renovation	Mercer	Building	9/21/2018	9400	\$40,051.00	\$40,051.00	\$40,051.00	Lakeland Management Systems Inc
Woodbury Elementary Roof Replacement	Woodbury	Building	9/21/2018	9400	\$573,558.29	\$573,558.29	\$573,558.29	Garland/DBS, Inc.
Pilot Classroom Renovations	District	Building	9/24/2018	9400	\$274,381.26	\$274,381.26	\$274,381.26	Sterling Professional Group
Professional Design Services	District	Building	9/27/2018	9400	\$50,272.64	\$50,272.64	\$50,272.64	Legat Architects, Inc
Woodbury Elementary Roof Replacement	Woodbury	Building	9/30/2018	9400	\$362,041.23	\$362,041.23	\$362,041.23	Garland/DBS, Inc.
High School and Blvd Roof Repair	HS/Blvd	Building	9/30/2018	9400	\$41,725.00	\$41,725.00	\$41,725.00	Lakeland Management Systems Inc
High School South Parking Lot	High School	Land Impr.	9/30/2018	9400	\$3,947.39	\$3,947.39	\$3,947.39	Van Auken Akins Architects LLC
High School Elevator Modernization	High School	Building	9/30/2018	9400	\$32,978.00	\$32,978.00	\$32,978.00	Lakeland Management Systems Inc
Mercer Classroom Renovation	Mercer	Building	9/30/2018	9400	\$8,576.00	\$8,576.00	\$8,576.00	Lakeland Management Systems Inc
Mercer Waterline Replacement	Mercer	Building	9/30/2018	9400	\$80,751.16	\$80,751.16	\$80,751.16	Tap Construction Ltd.
High School Elevator Modernization	High School	Building	9/30/2018	9400	\$21,680.00	\$21,680.00	\$21,680.00	Lakeland Management Systems Inc
High School South Parking Lot	High School	Land Impr.	9/30/2018	9400	\$236,324.82	\$236,324.82	\$236,324.82	Chagrin Valley Paving
Onaway Parking Lot	Onaway	Land Impr.	9/30/2018	9400	\$161,426.63	\$161,426.63	\$161,426.63	Chagrin Valley Paving
High School South Parking Lot	High School	Land Impr.	10/12/2018	9400	\$320.00	\$320.00	\$320.00	Van Auken Akins Architects LLC
Onaway Parking Lot	Onaway	Land Impr.	10/12/2018	9400	\$3,495.25	\$3,495.25	\$3,495.25	Van Auken Akins Architects LLC
District Automation System	District	Building	10/17/2018	9400	\$129,406.50	\$129,406.50	\$129,406.50	Gardiner Service Company
Pilot Classroom Renovations	District	Building	10/17/2018	9400	\$35,993.04	\$35,993.04	\$35,993.04	Sterling Professional Group
High School and Blvd Security upgrades	HS/Blvd	Building	10/17/2018	9400	\$14,769.36	\$14,769.36	\$14,769.36	Bailey Communications, Inc.
HS/ON Foundation & Wall Repair	HS/ON	Land Impr.	10/17/2018	9400	\$23,927.60	\$23,927.60	\$23,927.60	Lakeland Management Systems Inc
Onaway Parking Lot	Onaway	Land Impr.	10/26/2018	9400	\$3,100.00	\$3,100.00	\$3,100.00	Van Auken Akins Architects LLC
Woodbury Elementary Roof Replacement	Woodbury	Building	10/30/2018	9400	\$60,829.12	\$60,829.12	\$60,829.12	Garland/DBS, Inc.
Woodbury Elementary Roof Replacement	Woodbury	Building	10/30/2018	9400	\$13,246.80	\$13,246.80	\$13,246.80	Garland/DBS, Inc.
Onaway Roof Improvement	Onaway	Building	10/30/2018	9400	\$11,905.45	\$11,905.45	\$11,905.45	Garland/DBS, Inc.
HS Roof Improvement	High School	Building	10/30/2018	9400	\$11,000.00	\$11,000.00	\$11,000.00	Lakeland Management Systems Inc
BO Roof Improvement	Boulevard	Building	10/30/2018	9400	\$11,000.00	\$11,000.00	\$11,000.00	Lakeland Management Systems Inc
Security Upgrades	Blvd & HS	Building	12/7/2018	9400	\$14,485.94	\$14,485.94	\$14,485.94	Bailey Communications, Inc.
Niagra Building Automation System	District	Building	12/17/2018	9400	\$44,195.40	\$44,195.40	\$44,195.40	Gardiner Service Company
Niagra Building Automation System	District	Building	12/18/2018	9400	\$36,259.20	\$36,259.20	\$36,259.20	Gardiner Service Company
Fire Alarm System Improvements	High School	Building	12/18/2018	9400	\$72,496.00	\$72,496.00	\$72,496.00	Dial Electric LTD
Professional Design Services	District	Building	12/21/2018	9400	\$30,621.25	\$30,621.25	\$30,621.25	Van Auken Akins Architects LLC
Parking Lot Improve HS & Onaway	HS/ON	Land Impr.	12/7/2018	9400	\$92,195.00	\$92,195.00	\$92,195.00	Chagrin Valley Paving
Professional Design Services	District	Building	1/11/2019	9400	\$5,958.75	\$5,958.75	\$5,958.75	Van Auken Akins Architects LLC
Smoke and Heat Detectors	High School	F&E	1/17/2019	9400	\$165,218.20	\$165,218.20	\$165,218.20	Dial Electric LTD
Boiler Installation	High School	F&E	1/17/2019	9400	\$513,407.84	\$513,407.84	\$513,407.84	ABC Piping, CO.
Exterior Water Line Replacement	Mercer	F&E	1/31/2019	9400	\$41,639.00	\$41,639.00	\$41,639.00	Tap Construction Ltd.
Niagra Building Automation System	District	Building	2/14/2019	9400	\$31,373.10	\$31,373.10	\$31,373.10	Gardiner Service Company
Smoke and Heat Detectors	High School	F&E	2/14/2019	9400	\$72,017.79	\$72,017.79	\$72,017.79	Dial Electric LTD



**FY2018 BOND ISSUE**

<b>PROJECT</b>	<b>BUILDING</b>	<b>Land Impr., Building, Vehicles, F&amp;E</b>	<b>CHECK DATE</b>	<b>SPECIAL COST CENTER</b>	<b>ESTIMATED COST</b>	<b>ACTUAL COST MTD</b>	<b>ACTUAL COST TO DATE</b>	<b>CONTRACTOR/ VENDOR</b>
Parking Lot Improve HS & Onaway	HS/ON	Land Impr.	2/14/2019	9400	\$62,328.64	\$62,328.64	\$62,328.64	Chagrin Valley Paving
Professional Design Services	District	Building	2/21/2019	9400	\$112,866.77	\$112,866.77	\$112,866.77	Van Auken Akins Architects LLC
District Wide replacement of automation	District	F&E	3/7/2019	9400	\$24,334.20	\$24,334.20	\$24,334.20	Gardiner Service Company
Professional Design Services	District	Building	3/26/2019	9400	\$44,674.99	\$44,674.99	\$44,674.99	Van Auken Akins Architects LLC
Project Management Services	District	F&E	3/27/2019	9400	\$2,531.25	\$2,531.25	\$2,531.25	Cleora Management
Project Management Services	District	F&E	3/28/2019	9400	\$7,653.86	\$7,653.86	\$7,653.86	Cleora Management
Security Systems	Administration	F&E	3/29/2019	9400	\$4,890.00	\$4,890.00	\$4,890.00	Gardiner Service Company
Map and Document Sewer	District	F&E	3/29/2019	9400	\$5,950.00	\$5,950.00	\$5,950.00	Lake County Sewer Co.
HS Capital Projects	High School	Land Impr.	3/29/2019	9400	\$3,798.00	\$3,798.00	\$3,798.00	Professional Services
District Wide replacement of automation	District	F&E	3/31/2019	9400	\$8,406.00	\$8,406.00	\$8,406.00	Gardiner Service Company
Fire Alarm System Improvements	High School	F&E	3/31/2019	9400	\$50,185.00	\$50,185.00	\$50,185.00	Dial Electric LTD
Exterior Water Line Replacement	Mercer	F&E	4/7/2019	9400	\$6,943.84	\$6,943.84	\$6,943.84	Tap Construction Ltd.
Survey and utility locating	Boulevard	F&E	4/8/2019	9400	\$9,800.00	\$9,800.00	\$9,800.00	Dempsey Surveying Co.
Survey and utility locating	Lomond	F&E	4/8/2019	9400	\$14,300.00	\$14,300.00	\$14,300.00	Dempsey Surveying Co.
Survey and utility locating	High School	F&E	4/8/2019	9400	\$5,125.00	\$5,125.00	\$5,125.00	Dempsey Surveying Co.
Classroom Furniture	High School	F&E	4/11/2019	9400	\$6,779.50	\$6,779.50	\$6,779.50	Independence Business Supply
Professional Design Services	Boulevard	F&E	4/11/2019	9400	\$5,927.80	\$5,927.80	\$5,927.80	Van Auken Akins Architects LLC
Professional Design Services	Lomond	F&E	4/11/2019	9400	\$11,754.65	\$11,754.65	\$11,754.65	Van Auken Akins Architects LLC
Professional Design Services	High School	F&E	4/11/2019	9400	\$9,049.60	\$9,049.60	\$9,049.60	Van Auken Akins Architects LLC
Professional Design Services	Onaway	F&E	4/11/2019	9400	\$2,988.35	\$2,988.35	\$2,988.35	Van Auken Akins Architects LLC
Professional Design Services	Woodbury	F&E	4/11/2019	9400	\$9,180.00	\$9,180.00	\$9,180.00	Van Auken Akins Architects LLC
Fire Alarm System Improvements	High School	F&E	4/22/2019	9400	\$42,686.00	\$42,686.00	\$42,686.00	Dial Electric LTD
Professional Design Services	High School	F&E	4/22/2019	9400	\$13,343.75	\$13,343.75	\$13,343.75	Legat Architects, Inc
Domestic Waterline Replacement	High School	F&E	4/22/2019	9400	\$25,000.00	\$25,000.00	\$25,000.00	Legat Architects, Inc
Media Center Modernization	High School	F&E	4/22/2019	9400	\$15,680.00	\$15,680.00	\$15,680.00	Legat Architects, Inc
Abatement, Monitoring, Testing and Report.	High School	F&E	4/22/2019	9400	\$7,826.25	\$7,826.25	\$7,826.25	Legat Architects, Inc
Investigate Storm & Sanitary Sewers	Boulevard	F&E	4/23/2019	9400	\$9,500.00	\$9,500.00	\$9,500.00	Lake County Sewer Co.
Investigate Storm & Sanitary Sewers	Mercer	F&E	4/23/2019	9400	\$4,750.00	\$4,750.00	\$4,750.00	Lake County Sewer Co.
Project Management Services	District	F&E	5/13/2019	9400	\$4,228.13	\$4,228.13	\$4,228.13	Cleora Management
Investigate Storm & Sanitary Sewers	Boulevard	F&E	5/13/2019	9400	\$5,950.00	\$5,950.00	\$5,950.00	Lake County Sewer Co.
Project Management Services	District	F&E	5/22/2019	9400	\$6,151.97	\$6,151.97	\$6,151.97	Cleora Management
Soil Boring, Sampling & Analysis	Woodbury	F&E	5/30/2019	9400	\$8,698.00	\$8,698.00	\$8,698.00	Professional Service Industries
Design Servies	Mercer	F&E	5/30/2019	9400	\$7,996.80	\$7,996.80	\$7,996.80	Van Auken Akins Architects LLC
Soil Boring, Sampling & Analysis	Boulevard	F&E	5/31/2019	9400	\$5,994.00	\$5,994.00	\$5,994.00	Professional Service Industries
Survey and Utility Locating	Mercer	F&E	6/12/2019	9400	\$12,000.00	\$12,000.00	\$12,000.00	Dempsey Surveying Co.
Life Safety & IT Room	High School	F&E	6/12/2019	9400	\$40,570.00	\$40,570.00	\$40,570.00	Dial Electric LTD
Professional Design Services	District	F&E	6/30/2019	9400	\$324,943.24	\$324,943.24	\$324,943.24	Van Auken Akins Architects LLC
Project Management Services	District	F&E	7/3/2019	9400	\$1,718.88	\$1,718.88	\$1,718.88	Cleora Management
Permit for work approval	District	Building	7/12/2019	9400	\$875.50	\$875.50	\$875.50	City of Shaker Heights
Professional Design Services	District	F&E	7/31/2019	9400	\$20,150.35	\$20,150.35	\$20,150.35	Van Auken Akins Architects LLC
Fire Alarm System Improvements	High School	F&E	8/1/2019	9400	\$95,823.58	\$95,823.58	\$95,823.58	Dial Electric LTD
Boiler Installation	High School	F&E	8/22/2019	9400	\$152,396.16	\$152,396.16	\$152,396.16	ABC Piping, CO.
Professional Design Services	District	F&E	8/23/2019	9400	\$43,775.34	\$43,775.34	\$43,775.34	Van Auken Akins Architects LLC
District Wide replacement of automation	District	F&E	8/30/2019	9400	\$21,524.00	\$21,524.00	\$21,524.00	Gardiner Service Company
Boiler Installation	High School	F&E	8/30/2019	9400	\$20,240.00	\$20,240.00	\$20,240.00	ABC Piping, CO.
Fire Alarm System Improvements	High School	F&E	8/30/2019	9400	\$43,560.00	\$43,560.00	\$43,560.00	Dial Electric LTD
Professional Design Services	Mercer	F&E	8/30/2019	9400	\$807.18	\$807.18	\$807.18	Van Auken Akins Architects LLC

**FY2018 BOND ISSUE**

<b>PROJECT</b>	<b>BUILDING</b>	<b>Land Impr., Building, Vehicles, F&amp;E</b>	<b>CHECK DATE</b>	<b>SPECIAL COST CENTER</b>	<b>ESTIMATED COST</b>	<b>ACTUAL COST MTD</b>	<b>ACTUAL COST TO DATE</b>	<b>CONTRACTOR/ VENDOR</b>
Project Management Services	District	F&E	8/30/2019	9400	\$20,682.75	\$20,682.75	\$20,682.75	Cleora Management
Professional Design Services	District	F&E	8/31/2019	9400	\$17,011.26	\$17,011.26	\$17,011.26	Van Auken Akins Architects LLC
Materials testing & inspection services	High School	Building	9/19/2019	9400	\$872.50	\$872.50	\$872.50	Professional Service Industries
Fire Alarm System Improvements	High School	F&E	9/26/2019	9400	\$46,278.60	\$46,278.60	\$46,278.60	Dial Electric LTD
Professional Design Services	Onaway	F&E	9/27/2019	9400	\$11,344.65	\$11,344.65	\$11,344.65	Van Auken Akins Architects LLC
Testing & Inspections	Boulevard	Building	9/30/2019	9400	\$3,142.00	\$3,142.00	\$3,142.00	Professional Service Industries
Professional Design Services	District	F&E	9/30/2019	9400	\$41,737.13	\$41,737.13	\$41,737.13	Van Auken Akins Architects LLC
Fire Alarm System Improvements	High School	F&E	9/30/2019	9400	\$41,340.00	\$41,340.00	\$41,340.00	Dial Electric LTD
Construction projects	District	Building	9/30/2019	9400	\$1,882,943.76	\$1,882,943.76	\$1,882,943.76	Gilbane Building Company
Testing and Inspections	Onaway	Building	10/3/2019	9400	\$9,597.00	\$9,597.00	\$9,597.00	Professional Service Industries
Project Management Services	District	Building	10/3/2019	9400	\$12,776.50	\$12,776.50	\$12,776.50	Cleora Management
Construction projects	District	Building	10/21/2019	9400	\$1,363,036.44	\$1,363,036.44	\$1,363,036.44	Gilbane Building Company
Project Management Services	District	Building	10/22/2019	9400	\$4,571.88	\$4,571.88	\$4,571.88	Cleora Management
Testing and Inspections	Boulevard	Building	10/31/2019	9400	\$1,397.00	\$1,397.00	\$1,397.00	Professional Service Industries
Professional Design Services	District	Building	10/31/2019	9400	\$8,960.40	\$8,960.40	\$8,960.40	Van Auken Akins Architects LLC
Construction projects	District	Building	10/31/2019	9400	\$165,997.45	\$165,997.45	\$165,997.45	Gilbane Building Company
Construction projects	District	Building	11/26/2019	9400	\$17,660.67	\$17,660.67	\$17,660.67	Gilbane Building Company
Testing and Inspections	District	Building	11/30/2019	9400	\$6,977.50	\$6,977.50	\$6,977.50	Professional Service Industries
Professional Design Services	District	Building	11/30/2019	9400	\$1,756.25	\$1,756.25	\$1,756.25	Van Auken Akins Architects LLC
Construction projects	District	Building	12/17/2019	9400	\$7,256.41	\$7,256.41	\$7,256.41	Gilbane Building Company
Fire Alarm System Improvements	High School	F&E	12/27/2019	9400	\$23,305.52	\$23,305.52	\$23,305.52	Dial Electric LTD
Professional Design Services	District	Building	1/31/2020	9400	\$11,205.00	\$11,205.00	\$11,205.00	Van Auken Akins Architects LLC
Boiler Installation	High School	F&E	1/31/2020	9400	\$2,950.00	\$2,950.00	\$2,950.00	Gardiner Service Company
Boiler Installation	District	F&E	1/31/2020	9400	\$74,228.10	\$74,228.10	\$74,228.10	Gardiner Service Company
Testing and Inspections	Fernway	Building	1/31/2020	9400	\$91.00	\$91.00	\$91.00	Professional Service Industries
Testing and Inspections	Fernway	Building	1/31/2020	9400	\$3,709.00	\$3,709.00	\$3,709.00	Professional Service Industries
Project Management Services	District	Building	1/21/2020	9400	\$767.25	\$767.25	\$767.25	Cleora Management
Construction projects	District	Building	1/21/2020	9400	\$212,567.56	\$212,567.56	\$212,567.56	Gilbane Building Company
Project Management Services	District	Building	2/28/2020	9400	\$286.00	\$286.00	\$286.00	Cleora Management
Surveying Services	Woodbury	Building	2/28/2020	9400	\$10,500.00	\$10,500.00	\$10,500.00	Dempsey Surveying Co.
Professional Design Services	District	Building	2/28/2020	9400	\$13,685.56	\$13,685.56	\$13,685.56	Van Auken Akins Architects LLC
Construction projects	District	Building	2/28/2020	9400	\$131,510.45	\$131,510.45	\$131,510.45	Gilbane Building Company
Permit for work approval	District	Building	3/31/2020	9400	\$45,624.05	\$45,624.05	\$45,624.05	City of Shaker Heights
Underground Utility Lines	Woodbury	Building	3/13/2020	9400	\$7,800.00	\$7,800.00	\$7,800.00	Ground Penetrating Radar Systems
Professional Design Services	Lomond	Building	3/31/2020	9400	\$8,839.90	\$8,839.90	\$8,839.90	Van Auken Akins Architects LLC
Boiler Installation	High School	F&E	3/16/2020	9400	\$152,233.00	\$152,233.00	\$152,233.00	ABC Piping, CO.
Testing and Inspections	Lomond	Building	4/15/2020	9400	\$417.00	\$417.00	\$417.00	Professional Service Industries
Professional Design Services	District	Building	4/30/2020	9400	\$8,180.50	\$8,180.50	\$8,180.50	Van Auken Akins Architects LLC
Construction projects	District	Building	4/30/2020	9400	\$117,543.69	\$117,543.69	\$117,543.69	Gilbane Building Company
Testing and Inspections	District	Building	5/20/2020	9400	\$8,838.27	\$8,838.27	\$8,838.27	Professional Service Industries
Professional Design Services	District	Building	5/29/2020	9400	\$49,222.75	\$49,222.75	\$49,222.75	Van Auken Akins Architects LLC
Construction projects	District	Building	5/31/2020	9400	\$976,682.13	\$976,682.13	\$976,682.13	Gilbane Building Company
Testing and Inspections	District	Building	6/19/2020	9400	\$1,696.34	\$1,696.34	\$1,696.34	Professional Service Industries
Professional Design Services	District	Building	6/30/2020	9400	\$37,073.75	\$37,073.75	\$37,073.75	Van Auken Akins Architects LLC
Construction projects	District	Building	6/30/2020	9400	\$1,086,910.23	\$1,086,910.23	\$1,086,910.23	Gilbane Building Company
Testing and Inspections	District	Building	6/30/2020	9400	\$2,081.13	\$2,081.13	\$2,081.13	Professional Service Industries
Professional Design Services	District	Building	6/30/2020	9400	\$5,931.25	\$5,931.25	\$5,931.25	Van Auken Akins Architects LLC

**FY2018 BOND ISSUE**

<b>PROJECT</b>	<b>BUILDING</b>	<b>Land Impr., Building, Vehicles, F&amp;E</b>	<b>CHECK DATE</b>	<b>SPECIAL COST CENTER</b>	<b>ESTIMATED COST</b>	<b>ACTUAL COST MTD</b>	<b>ACTUAL COST TO DATE</b>	<b>CONTRACTOR/ VENDOR</b>
HS Gym and Choir Room	High School	Building	7/31/2020	9400	\$61,207.30	\$61,207.30	\$61,207.30	Gardiner Service Company
Construction projects	District	Building	7/31/2020	9400	\$962,405.67	\$962,405.67	\$962,405.67	Gilbane Building Company
Professional Design Services	High School	Building	7/31/2020	9400	\$19,970.40	\$19,970.40	\$19,970.40	Glen D. Ramage Architect Inc.
Testing and Inspections	District	Building	7/31/2020	9400	\$14,562.00	\$14,562.00	\$14,562.00	Professional Service Industries
Machining, Manufacturing Classroom Design	High School	F&E	7/31/2020	9400	\$81,002.80	\$81,002.80	\$81,002.80	Sterling Professional Group
Professional Design Services	District	Building	7/31/2020	9400	\$34,350.00	\$34,350.00	\$34,350.00	Van Auken Akins Architects LLC
Testing and Inspections-Refund	District	Building	7/31/2020	9400	(\$6,337.50)	(\$6,337.50)	(\$6,337.50)	Professional Service Industries
Asbestos Abatement	High School	Building	8/31/2020	9400	\$50,454.16	\$50,454.16	\$50,454.16	Dial Electric LTD
Professional Design Services	District	Building	8/31/2020	9400	\$57,823.78	\$57,823.78	\$57,823.78	Van Auken Akins Architects LLC
Construction projects	District	Building	8/31/2020	9400	\$1,409,614.15	\$1,409,614.15	\$1,409,614.15	Gilbane Building Company
HS Gym and Choir Room	High School	Building	8/31/2020	9400	\$139,378.92	\$139,378.92	\$139,378.92	Gardiner Service Company
MS Paving	Middle School	F&E	8/31/2020	9400	\$32,158.00	\$32,158.00	\$32,158.00	Infinity Paving Company
Remove and Re-Install Electrical Feeder	Boulevard	F&E	9/30/2020	9400	\$30,444.58	\$30,444.58	\$30,444.58	Illuminating Company
Professional Design Services	Mercer	Building	9/30/2020	9400	\$32,643.75	\$32,643.75	\$32,643.75	Van Auken Akins Architects LLC
Construction projects	District	Building	9/30/2020	9400	\$1,288,329.88	\$1,288,329.88	\$1,288,329.88	Gilbane Building Company
Core Sampling	District	Building	9/30/2020	9400	\$14,890.00	\$14,890.00	\$14,890.00	Professional Service Industries
Temp Control System	Middle School	Building	10/28/2020	9400	\$6,500.00	\$6,500.00	\$6,500.00	Gardiner Service Company
HVAC Consulting Fees	District	Building	10/28/2020	9400	\$1,572.50	\$1,572.50	\$1,572.50	Fox Consulting
Gym & Choir Room HVAC Upgrades	High School	Building	10/29/2020	9400	\$111,316.27	\$111,316.27	\$111,316.27	Gardiner Service Company
Soil Sampling-LO&WO	District	Building	10/29/2020	9400	\$818.00	\$818.00	\$818.00	Professional Service Industries
Professional Design Services-LO, ME, MS	District	Building	10/30/2020	9400	\$8,630.00	\$8,630.00	\$8,630.00	Glen D. Ramage Architect Inc.
Machining Room Equipment delivery	High School	F&E	10/30/2020	9400	\$4,600.00	\$4,600.00	\$4,600.00	Shippers Highway Express Inc.
Professional Design Services	District	Building	11/30/2020	9400	\$10,632.50	\$10,632.50	\$10,632.50	Van Auken Akins Architects LLC
Construction projects	District	Building	11/30/2020	9400	\$600,548.04	\$600,548.04	\$600,548.04	Gilbane Building Company
Temp Control System	High School	Building	11/30/2020	9400	\$5,900.00	\$5,900.00	\$5,900.00	Gardiner Service Company
Machining Room	High School	F&E	11/30/2020	9400	\$84,501.00	\$84,501.00	\$84,501.00	Sterling Professional Group
Paving improvements	Lomond	Land Impr.	12/10/2020	9400	\$43,425.00	\$43,425.00	\$43,425.00	Cunningham Paving Company
Paving improvements	Mercer	Land Impr.	12/10/2020	9400	\$33,237.00	\$33,237.00	\$33,237.00	Cunningham Paving Company
HVAC Consulting Fees	District	Building	12/10/2020	9400	\$1,575.00	\$1,575.00	\$1,575.00	Fox Consulting
HS Gym & Choir Room	High School	F&E	12/31/2020	9400	\$93,104.51	\$93,104.51	\$93,104.51	Gardiner Service Company
HS North Gym Lighting	High School	F&E	12/23/2020	9400	\$10,500.00	\$10,500.00	\$10,500.00	Hidden Valley Electric Inc
Professional Design Services	District	Building	12/31/2020	9400	\$9,352.46	\$9,352.46	\$9,352.46	Van Auken Akins Architects LLC
Steam Trap Replacement	Lomond	F&E	1/22/2021	9400	\$17,990.00	\$17,990.00	\$17,990.00	Comfort Systems
South Gym Lighting Repairs	High School	F&E	1/29/2021	9400	\$34,660.00	\$34,660.00	\$34,660.00	Hidden Valley Electric Inc
Construction projects	District	Building	1/31/2021	9400	\$406,282.04	\$406,282.04	\$406,282.04	Gilbane Building Company
Project Management Services	Boulevard	Building	2/23/2021	9400	\$195.20	\$195.20	\$195.20	Cleora Management
Project Management Services	Woodbury	Building	2/23/2021	9400	\$229.57	\$229.57	\$229.57	Cleora Management
Project Management Services	Lomond	Building	2/23/2021	9400	\$68.73	\$68.73	\$68.73	Cleora Management
Construction Projects	District	Building	2/23/2021	9400	\$467,756.50	\$467,756.50	\$467,756.50	Gilbane Building Company
Professional Design Services	High School	Building	2/28/2021	9400	\$75.00	\$75.00	\$75.00	Van Auken Akins Architects LLC
Professional Design Services	Woodbury	Building	2/28/2021	9400	\$187.50	\$187.50	\$187.50	Van Auken Akins Architects LLC
Correct Pay Apps	District	Building	2/28/2021	9400	(\$539,943.34)	(\$539,943.34)	(\$539,943.34)	Gilbane Building Company
Aug 2020 Correction	District	Building	2/28/2021	9400	(\$17,176.28)	(\$17,176.28)	(\$17,176.28)	Van Auken Akins Architects LLC
Metals Lab Mechanical Design Fees	District	Building	3/12/2021	9400	\$9,262.50	\$9,262.50	\$9,262.50	Fox Consulting
Woodbury Piping	Woodbury	F&E	3/31/2021	9400	\$116,697.77	\$116,697.77	\$116,697.77	ABC Piping, CO.
<b>RedTree Fees</b>								



**FY2018 BOND ISSUE**

<b>PROJECT</b>	<b>BUILDING</b>	<b>Land Impr., Building, Vehicles, F&amp;E</b>	<b>CHECK DATE</b>	<b>SPECIAL COST CENTER</b>	<b>ESTIMATED COST</b>	<b>ACTUAL COST MTD</b>	<b>ACTUAL COST TO DATE</b>	<b>CONTRACTOR/ VENDOR</b>
RedTree Investment Fees	District		5/31/2018	9400	\$703.00	\$703.00	\$703.00	RedTree Investment
RedTree Investment Fees	District		6/30/2018	9400	\$1,056.33	\$1,056.33	\$1,056.33	RedTree Investment
RedTree Investment Fees	District		7/31/2018	9400	\$1,015.76	\$1,015.76	\$1,015.76	RedTree Investment
RedTree Investment Fees	District		8/31/2018	9400	\$1,027.95	\$1,027.95	\$1,027.95	RedTree Investment
RedTree Investment Fees	District		9/30/2018	9400	\$1,036.74	\$1,036.74	\$1,036.74	RedTree Investment
RedTree Investment Fees	District		10/31/2018	9400	\$1,038.09	\$1,038.09	\$1,038.09	RedTree Investment
RedTree Investment Fees	District		11/30/2018	9400	\$764.52	\$764.52	\$764.52	RedTree Investment
RedTree Investment Fees	District		12/31/2018	9400	\$763.97	\$763.97	\$763.97	RedTree Investment
RedTree Investment Fees	District		1/31/2019	9400	\$759.72	\$759.72	\$759.72	RedTree Investment
RedTree Investment Fees	District		2/28/2019	9400	\$771.55	\$771.55	\$771.55	RedTree Investment
RedTree Investment Fees	District		3/31/2019	9400	\$761.97	\$761.97	\$761.97	RedTree Investment
RedTree Investment Fees	District		4/30/2019	9400	\$763.32	\$763.32	\$763.32	RedTree Investment
RedTree Investment Fees	District		5/31/2019	9400	\$764.63	\$764.63	\$764.63	RedTree Investment
RedTree Investment Fees	District		6/30/2019	9400	\$691.69	\$691.69	\$691.69	RedTree Investment
RedTree Investment Fees	District		7/31/2019	9400	\$689.79	\$689.79	\$689.79	RedTree Investment
RedTree Investment Fees	District		8/31/2019	9400	\$689.43	\$689.43	\$689.43	RedTree Investment
RedTree Investment Fees	District		9/30/2019	9400	\$689.98	\$689.98	\$689.98	RedTree Investment
RedTree Investment Fees	District		10/31/2019	9400	\$690.91	\$690.91	\$690.91	RedTree Investment
RedTree Investment Fees	District		11/30/2019	9400	\$691.92	\$691.92	\$691.92	RedTree Investment
RedTree Investment Fees	District		12/31/2019	9400	\$692.69	\$692.69	\$692.69	RedTree Investment
RedTree Investment Fees	District		1/31/2020	9400	\$469.12	\$469.12	\$469.12	RedTree Investment
RedTree Investment Fees	District		2/28/2020	9400	\$469.77	\$469.77	\$469.77	RedTree Investment
RedTree Investment Fees	District		3/31/2020	9400	\$466.08	\$466.08	\$466.08	RedTree Investment
RedTree Investment Fees	District		4/30/2020	9400	\$427.56	\$427.56	\$427.56	RedTree Investment
RedTree Investment Fees	District		5/31/2020	9400	\$428.33	\$428.33	\$428.33	RedTree Investment
RedTree Investment Fees	District		6/30/2020	9400	\$364.54	\$364.54	\$364.54	RedTree Investment
RedTree Investment Fees	District		7/31/2020	9400	\$309.01	\$309.01	\$309.01	RedTree Investment
RedTree Investment Fees	District		8/31/2020	9400	\$255.40	\$255.40	\$255.40	RedTree Investment
RedTree Investment Fees	District		9/30/2020	9400	\$257.59	\$257.59	\$257.59	RedTree Investment
RedTree Investment Fees	District		10/31/2020	9400	\$94.42	\$94.42	\$94.42	RedTree Investment
RedTree Investment Fees	District		11/30/2020	9400	\$93.03	\$93.03	\$93.03	RedTree Investment
RedTree Investment Fees	District		12/31/2020	9400	\$52.26	\$52.26	\$52.26	RedTree Investment
RedTree Investment Fees	District		1/31/2021	9400	\$28.31	\$28.31	\$28.31	RedTree Investment
RedTree Investment Fees	District		2/28/2021	9400	\$29.01	\$29.01	\$29.01	RedTree Investment
RedTree Investment Fees	District		3/31/2021	9400	\$28.39	\$28.39	\$28.39	RedTree Investment
<b><u>FY18 BANs \$9.9MM - SCC 9401</u></b>								
Woodbury Piping	Woodbury	F&E	3/31/2021	9401	\$40,202.23	\$40,202.23	\$40,202.23	ABC Piping, CO.
Bond Projects	District	Building	4/30/2021	9401	\$2,812.50	\$2,812.50	\$2,812.50	Van Auken Akins Architects LLC
Main Entrance Replacement	Middle School	Building	5/21/2021	9401	\$20,500.00	\$20,500.00	\$20,500.00	Capital Aluminum & Glass Corp
Capital Projects	District	Building	5/21/2021	9401	\$15,228.95	\$15,228.95	\$15,228.95	Gilbane Building Company
Capital Projects	Boulevard	Building	5/31/2021	9401	\$25,100.00	\$25,100.00	\$25,100.00	Capital Aluminum & Glass Corp
Capital Projects	District	Building	6/30/2021	9401	\$35,860.40	\$35,860.40	\$35,860.40	Gilbane Building Company
Architectual Services	District	Building	6/17/2021	9401	\$7,340.00	\$7,340.00	\$7,340.00	Glen D. Ramage Architect Inc.
Master Planning Project	District	Building	6/30/2021	9401	\$5,000.00	\$5,000.00	\$5,000.00	Project Management Consultants
Bond Projects	District	Building	6/30/2021	9401	\$375.00	\$375.00	\$375.00	Van Auken Akins Architects LLC
Steam Traps Project	Middle School	Building	6/30/2021	9401	\$839.39	\$839.39	\$839.39	Woodhill Supply

**FY2018 BOND ISSUE**

<b>PROJECT</b>	<b>BUILDING</b>	<b>Land Impr., Building, Vehicles, F&amp;E</b>	<b>CHECK DATE</b>	<b>SPECIAL COST CENTER</b>	<b>ESTIMATED COST</b>	<b>ACTUAL COST MTD</b>	<b>ACTUAL COST TO DATE</b>	<b>CONTRACTOR/ VENDOR</b>
Bond Projects-correction	District	Building	6/30/2021	9401	(\$5,270.31)	(\$5,270.31)	(\$5,270.31)	Van Auken Akins Architects LLC
Steam Traps Project	Middle School	Building	6/30/2021	9401	\$22,282.58	\$22,282.58	\$22,282.58	Woodhill Supply
Bond Projects Adj	District	Building	6/30/2021	9401	\$447,358.74	\$447,358.74	\$447,358.74	Gilbane Building Company
Bond Projects Adj	District	Building	6/30/2021	9401	\$48,385.64	\$48,385.64	\$48,385.64	Gilbane Building Company
Master Planning Project	District	Building	7/30/2021	9401	\$5,000.00	\$5,000.00	\$5,000.00	Project Management Consultants
Master Planning Project	District	Building	7/31/2021	9401	\$5,000.00	\$5,000.00	\$5,000.00	Project Management Consultants
Master Planning Project	District	Building	8/25/2021	9401	\$5,000.00	\$5,000.00	\$5,000.00	Project Management Consultants
Bond Projects	District	Building	8/31/2021	9401	\$1,818.75	\$1,818.75	\$1,818.75	Van Auken Akins Architects LLC
Master Planning Project	District	Building	9/20/2021	9401	\$5,000.00	\$5,000.00	\$5,000.00	Project Management Consultants
Paving Projects	District	Building	10/18/2021	9401	\$108,600.30	\$108,600.30	\$108,600.30	North Coast Paving Company
Legal Services-Master Planning	District	Building	10/21/2021	9401	\$4,752.00	\$4,752.00	\$4,752.00	Thompson Hine LLP
Bond Projects	District	Building	10/26/2021	9401	\$1,500.00	\$1,500.00	\$1,500.00	Van Auken Akins Architects LLC
Bond Projects	District	Building	11/22/2021	9401	\$518.76	\$518.76	\$518.76	Van Auken Akins Architects LLC
Master Planning Project	District	Building	12/22/2021	9401	\$5,000.00	\$5,000.00	\$5,000.00	Project Management Consultants
Master Planning Project-Reimbursement	District	Building	12/31/2021	9401	(\$5,000.00)	(\$5,000.00)	(\$5,000.00)	SH Public Library
Master Planning Project	District	Building	1/13/2022	9401	\$5,000.00	\$5,000.00	\$5,000.00	Project Management Consultants
Bond Projects	Middle School	Building	1/13/2022	9401	\$475.00	\$475.00	\$475.00	Van Auken Akins Architects LLC
Master Planning Project	District	Building	2/11/2022	9401	\$5,000.00	\$5,000.00	\$5,000.00	Project Management Consultants
Paving Projects	District	Building	2/10/2022	9401	\$106,552.80	\$106,552.80	\$106,552.80	North Coast Paving Company
Master Planning Project	District	Building	4/14/2022	9401	\$5,000.00	\$5,000.00	\$5,000.00	Project Management Consultants
Reclass Fd001 exp to Fd004	Mercer	Building	5/31/2022	9401	\$61,585.00	\$61,585.00	\$61,585.00	Journal Entry
Reclass Fd001 exp to Fd004	Onaway	Building	5/31/2022	9401	\$41,515.00	\$41,515.00	\$41,515.00	Journal Entry
Reclass Fd001 exp to Fd004	Middle School	Building	5/31/2022	9401	\$378,536.22	\$378,536.22	\$378,536.22	Journal Entry
Reclass Fd001 exp to Fd004	Woodbury	Building	5/31/2022	9401	\$65,461.00	\$65,461.00	\$65,461.00	Journal Entry
Reclass Fd001 exp to Fd004	Mercer	Building	5/31/2022	9401	\$58,479.00	\$58,479.00	\$58,479.00	Journal Entry
Reclass Fd001 exp to Fd004	District	Building	5/31/2022	9401	\$17,994.50	\$17,994.50	\$17,994.50	Journal Entry
Reclass Fd001 exp to Fd004	District	Building	5/31/2022	9401	\$10,775.00	\$10,775.00	\$10,775.00	Journal Entry
Bus Garage & DLMO Roof	District	Building	6/23/2022	9401	\$468,563.51	\$468,563.51	\$468,563.51	Garland/DBS Inc.
Paving Projects	District	Building	6/30/2022	9401	\$23,905.90	\$23,905.90	\$23,905.90	North Coast Paving Company
Master Planning Project	District	Building	6/30/2022	9401	\$15,000.00	\$15,000.00	\$15,000.00	Project Management Consultants
Master Planning Project	District	Building	6/30/2022	9401	\$24,591.25	\$24,591.25	\$24,591.25	Van Auken Akins Architects LLC
Bond Projects	Boulevard	Building	6/30/2022	9401	\$4,597.39	\$4,597.39	\$4,597.39	Journal Entry
Bond Projects	Fernway	Building	6/30/2022	9401	\$9,145.00	\$9,145.00	\$9,145.00	Journal Entry
Bond Projects	Lomond	Building	6/30/2022	9401	\$11,193.00	\$11,193.00	\$11,193.00	Journal Entry
Bond Projects	Mercer	Building	6/30/2022	9401	\$6,450.00	\$6,450.00	\$6,450.00	Journal Entry
Bond Projects	Onaway	Building	6/30/2022	9401	\$36,222.29	\$36,222.29	\$36,222.29	Journal Entry
Bond Projects	Woodbury	Building	6/30/2022	9401	\$192,150.69	\$192,150.69	\$192,150.69	Journal Entry
Bond Projects	Middle School	Building	6/30/2022	9401	\$48,140.98	\$48,140.98	\$48,140.98	Journal Entry
Bond Projects	High School	Building	6/30/2022	9401	\$128,140.00	\$128,140.00	\$128,140.00	Journal Entry
Bond Projects	Transportation	Building	6/30/2022	9401	\$12,104.00	\$12,104.00	\$12,104.00	Journal Entry
Bond Projects	Service Center	Building	6/30/2022	9401	\$10,343.00	\$10,343.00	\$10,343.00	Journal Entry
Bond Projects	Bldgs & Grnds	Building	6/30/2022	9401	\$311,249.48	\$311,249.48	\$311,249.48	Journal Entry
Bond Projects	Admin	Building	6/30/2022	9401	\$2,250.00	\$2,250.00	\$2,250.00	Journal Entry
Bond Projects	Security	Building	6/30/2022	9401	\$112,882.77	\$112,882.77	\$112,882.77	Journal Entry
Bond Projects	Woodbury	Building	6/30/2022	9401	(\$41,559.57)	(\$41,559.57)	(\$41,559.57)	Journal Entry
Bond Projects	Admin	Building	6/30/2022	9401	(\$267.50)	(\$267.50)	(\$267.50)	Journal Entry
Master Planning Project	District	Building	6/30/2022	9401	(\$27,500.00)	(\$27,500.00)	(\$27,500.00)	Forward Together Billing

**FY2018 BOND ISSUE**

<b>PROJECT</b>	<b>BUILDING</b>	<b>Land Impr., Building, Vehicles, F&amp;E</b>	<b>CHECK DATE</b>	<b>SPECIAL COST CENTER</b>	<b>ESTIMATED COST</b>	<b>ACTUAL COST MTD</b>	<b>ACTUAL COST TO DATE</b>	<b>CONTRACTOR/ VENDOR</b>
Paving Projects	District	Building	6/30/2022	9401	(\$87,268.75)	(\$87,268.75)	(\$87,268.75)	North Coast Paving Company
Bond Projects	Admin	Building	7/31/2022	9401	\$114,768.75	\$114,768.75	\$114,768.75	Journal Entry
<b>Declaration of Intent</b>								
MS Roof Replacement	Middle School	Building	12/29/2017	9401	\$1,588,550.55	\$1,588,550.55	\$1,588,550.55	Garland/DBS, Inc.
MS Cafeteria Ceiling Replacement	Middle School	Building	12/29/2017	9401	\$107,500.00	\$107,500.00	\$107,500.00	Engelke, Inc.
Architectural Services	District	Building	12/29/2017	9401	\$47,000.00	\$47,000.00	\$47,000.00	Legat KingScott, Inc.
<b>RedTree Fees</b>								
RedTree Investment Fees	District		1/31/2018	9401	\$62.47	\$62.47	\$62.47	RedTree Investment
RedTree Investment Fees	District		2/28/2018	9401	\$491.09	\$491.09	\$491.09	RedTree Investment
RedTree Investment Fees	District		3/31/2018	9401	\$465.93	\$465.93	\$465.93	RedTree Investment
RedTree Investment Fees	District		4/30/2018	9401	\$453.38	\$453.38	\$453.38	RedTree Investment
RedTree Investment Fees	District		5/31/2018	9401	\$429.61	\$429.61	\$429.61	RedTree Investment
RedTree Investment Fees	District		6/30/2018	9401	\$430.38	\$430.38	\$430.38	RedTree Investment
RedTree Investment Fees	District		7/31/2018	9401	\$430.79	\$430.79	\$430.79	RedTree Investment
RedTree Investment Fees	District		8/31/2018	9401	\$435.64	\$435.64	\$435.64	RedTree Investment
RedTree Investment Fees	District		9/30/2018	9401	\$439.49	\$439.49	\$439.49	RedTree Investment
RedTree Investment Fees	District		10/31/2018	9401	\$440.07	\$440.07	\$440.07	RedTree Investment
RedTree Investment Fees	District		11/30/2018	9401	\$440.55	\$440.55	\$440.55	RedTree Investment
RedTree Investment Fees	District		12/31/2018	9401	\$440.26	\$440.26	\$440.26	RedTree Investment
RedTree Investment Fees	District		1/31/2019	9401	\$446.85	\$446.85	\$446.85	RedTree Investment
RedTree Investment Fees	District		2/28/2019	9401	\$453.86	\$453.86	\$453.86	RedTree Investment
RedTree Investment Fees	District		3/31/2019	9401	\$448.27	\$448.27	\$448.27	RedTree Investment
RedTree Investment Fees	District		4/30/2019	9401	\$448.93	\$448.93	\$448.93	RedTree Investment
RedTree Investment Fees	District		5/31/2019	9401	\$449.58	\$449.58	\$449.58	RedTree Investment
RedTree Investment Fees	District		6/30/2019	9401	\$450.50	\$450.50	\$450.50	RedTree Investment
RedTree Investment Fees	District		7/31/2019	9401	\$451.36	\$451.36	\$451.36	RedTree Investment
RedTree Investment Fees	District		8/31/2019	9401	\$451.12	\$451.12	\$451.12	RedTree Investment
RedTree Investment Fees	District		9/30/2019	9401	\$451.47	\$451.47	\$451.47	RedTree Investment
RedTree Investment Fees	District		10/31/2019	9401	\$452.07	\$452.07	\$452.07	RedTree Investment
RedTree Investment Fees	District		11/30/2019	9401	\$452.75	\$452.75	\$452.75	RedTree Investment
RedTree Investment Fees	District		12/31/2019	9401	\$453.33	\$453.33	\$453.33	RedTree Investment
RedTree Investment Fees	District		1/31/2020	9401	\$462.51	\$462.51	\$462.51	RedTree Investment
RedTree Investment Fees	District		2/29/2020	9401	\$463.13	\$463.13	\$463.13	RedTree Investment
RedTree Investment Fees	District		3/31/2020	9401	\$459.39	\$459.39	\$459.39	RedTree Investment
RedTree Investment Fees	District		4/30/2020	9401	\$455.86	\$455.86	\$455.86	RedTree Investment
RedTree Investment Fees	District		5/31/2020	9401	\$456.36	\$456.36	\$456.36	RedTree Investment
RedTree Investment Fees	District		6/30/2020	9401	\$456.53	\$456.53	\$456.53	RedTree Investment
RedTree Investment Fees	District		7/31/2020	9401	\$463.12	\$463.12	\$463.12	RedTree Investment
RedTree Investment Fees	District		8/31/2020	9401	\$468.71	\$468.71	\$468.71	RedTree Investment
RedTree Investment Fees	District		9/30/2020	9401	\$472.75	\$472.75	\$472.75	RedTree Investment
RedTree Investment Fees	District		10/31/2020	9401	\$160.08	\$160.08	\$160.08	RedTree Investment
RedTree Investment Fees	District		11/30/2020	9401	\$157.72	\$157.72	\$157.72	RedTree Investment
RedTree Investment Fees	District		12/31/2020	9401	\$157.71	\$157.71	\$157.71	RedTree Investment
RedTree Investment Fees	District		1/31/2021	9401	\$161.20	\$161.20	\$161.20	RedTree Investment

**FY2018 BOND ISSUE**

<b>PROJECT</b>	<b>BUILDING</b>	<b>Land Impr., Building, Vehicles, F&amp;E</b>	<b>CHECK DATE</b>	<b>SPECIAL COST CENTER</b>	<b>ESTIMATED COST</b>	<b>ACTUAL COST MTD</b>	<b>ACTUAL COST TO DATE</b>	<b>CONTRACTOR/ VENDOR</b>
RedTree Investment Fees	District		2/28/2021	9401	\$165.21	\$165.21	\$165.21	RedTree Investment
RedTree Investment Fees	District		3/31/2021	9401	\$161.68	\$161.68	\$161.68	RedTree Investment
RedTree Investment Fees	District		4/30/2021	9401	\$158.67	\$158.67	\$158.67	RedTree Investment
RedTree Investment Fees	District		5/31/2021	9401	\$24.36	\$24.36	\$24.36	RedTree Investment
RedTree Investment Fees	District		6/30/2021	9401	\$24.37	\$24.37	\$24.37	RedTree Investment
RedTree Investment Fees	District		7/31/2021	9401	\$23.21	\$23.21	\$23.21	RedTree Investment
RedTree Investment Fees	District		8/31/2021	9401	\$23.21	\$23.21	\$23.21	RedTree Investment
RedTree Investment Fees	District		9/30/2021	9401	\$23.22	\$23.22	\$23.22	RedTree Investment
RedTree Investment Fees	District		10/31/2021	9401	\$23.22	\$23.22	\$23.22	RedTree Investment
RedTree Investment Fees	District		11/30/2021	9401	\$23.22	\$23.22	\$23.22	RedTree Investment
RedTree Investment Fees	District		12/31/2021	9401	\$23.22	\$23.22	\$23.22	RedTree Investment
<b>Total FY2018 BONDS</b>							<b>\$25,525,595.39</b>	

**SCC:** 9400-9401 FY2018 Bonds

**SHAKER HEIGHTS CITY SCHOOL DISTRICT  
FUND 004  
CAPITAL PROJECT EXPENDITURES**

**May 31, 2023**

<b>FUNDING SOURCE</b>				
<b>BOND</b>		<b>NON-BOND SOURCES</b>		<b>FUND 004 GRAND TOTALS</b>
<b>2018 BOND ISSUE</b>		<b>Other</b>	<b>SSF Projects</b>	
SCC 9400-9401		SCC 9121, 9150, 9169-9171, 9178, 9181, 9314, 9316, 9620	SCC's 9164-9168, 9182, 9315	
Allocation	\$25,525,595.39	\$31,901,745.98	\$2,482,169.96	\$59,909,511.33
Spent to Date	25,525,595.39	31,516,739.42	2,475,740.82	\$59,518,075.63
Allocation Available	0.00	385,006.56	6,429.14	\$391,435.70
less Outstanding Encumbrances	0.00	358,941.00	2,046.26	\$360,987.26
Fund Balance Available	\$0.00	\$26,065.56	\$4,382.88	\$30,448.44

**Cash Reconciliation:**

Beginning of Month Cash	\$494,493.64
Receipts	2,889.66
(Disbursements)	(105,947.60)
End of Month Cash	\$391,435.70
	\$0.00

	A	B	C	D	E	F	G	H	I	J	K	L	M	N	O	P
1	SHAKER HEIGHTS CITY SCHOOL DISTRICT															
2	FUND 004															
3	SOURCE OF FUNDING															
4																
5	May 31, 2023															
6																
7																
8																
9	<b>Source of Funding:</b>	<b>2004 Bond Issue</b>	<b>FY2012 &amp; prior</b>	<b>FY2013</b>	<b>FY2014</b>	<b>FY2015</b>	<b>FY2016</b>	<b>FY2017</b>	<b>FY2018</b>	<b>FY2019</b>	<b>FY2020</b>	<b>FY2021</b>	<b>FY2022</b>	<b>FY2023</b>	<b>Total</b>	
10	Bond Issuances															
11	Bond Anticipation Notes - Dec '04	\$0.00														\$0.00
12	Bonds-Series 2005 - April '05	0.00														\$0.00
13	Bond Anticipation Notes - Dec '06	0.00														\$0.00
14	Bonds-Series 2007 - April '07	0.00														\$0.00
15	Bond Anticipation Notes - June '08	0.00														\$0.00
16	Bonds-Series 2008 - November '08	0.00														\$0.00
17	BANs-Jul '12-Track and Turf Field - Unvoted Debt			0.00												\$0.00
18	BANs-Jul '12-HB 264 - Energy Conservation			0.00												\$0.00
19	Bond-Series 2012 - October '12-Buses			0.00												\$0.00
20	FY2018 Bond Issuance - Dec '17, Apr '18								30,000,000.00	0.00	-5,700,000.00	2,549.15	1,477.88			\$24,304,027.03
21	Interest Income-FY2018 Bond Issuance								41,569.44	595,435.74	491,040.78	87,196.69	6,325.71	0.00		\$1,221,568.36
22	Fernway Fire Allocation Adj-June 2020										5,700,000.00	-2,549.15	-1,477.88			\$5,695,972.97
23	Fernway Fire Insurance Proceeds									11,140,590.26	1,644,250.00	1,579,293.08	0.00	0.00		\$14,364,133.34
24	Non-Bond SCC Fund Bal.12/31/04		\$1,072,133.22													\$1,072,133.22
25	Reimb.of Declaration of Intent		796,692.21													\$796,692.21
26	Facility Fees		600,000.00													\$600,000.00
27	Interest Income		1,205,736.40	2,085.30	326.54	1,438.01	6,196.16	4,713.45	7,769.14	0.00	0.00	0.00	0.00	0.00		\$1,228,265.00
28	Bus Sales					1,500.00	0.00	0.00	0.00	0.00	0.00	0.00	0.00	0.00		\$1,500.00
29	Bus Note Issuances		3,348,318.70													\$3,348,318.70
30	Pygmt in Lieu of Taxes		689,742.19													\$689,742.19
31	Woodbury LOLA Project Contrib.		3,132.49													\$3,132.49
32	Gas well		45,073.46	1,071.10	2,236.54	664.29	833.46	569.24	1,390.64	473.57	227.02	368.30	0.00		704.28	\$53,611.90
33	Auction Proceeds															\$0.00
34	T-mobile Rental		106,640.00	24,966.00	26,220.00	26,220.00	26,220.00	26,220.00	28,710.90	30,153.00	32,665.75	30,153.00	30,153.00	27,615.11		\$415,936.76
35	Towerpoint Rental												10.00			\$10.00
36	Clearwire/Sprint Rental		42,265.33	25,267.96	23,840.52	26,741.21	27,543.48	28,369.73	29,220.84	30,097.48	31,000.43	50,745.36	0.00	0.00		\$315,092.34
37	SSF Project/Contribution Funds		1,593,484.08	150,535.24	53,314.55	15,400.27	105,936.77	63,213.89	1,603.00	47,467.91	1,311.85	136,549.22	75,328.18	8,370.00		\$2,252,514.96
38	SSF Project-Planetarium-HNB				50,000.00											\$50,000.00
39	SSF Project-Online Learning Center					93,900.00	0.00	0.00	0.00	0.00						\$93,900.00
40	SSF Project-Hot Spots-Pandemic										20,755.00	5,000.00	0.00	0.00		\$25,755.00
41	SSF FE Playground											175,000.00	1,477.88	0.00		\$176,477.88
42	Huntington Bank Planetarium Donation				75,000.00											\$75,000.00
43	Huntington Bank PLC Donation					15,000.00	15,000.00	15,000.00	15,000.00	0.00	0.00	0.00	0.00	0.00		\$60,000.00
44	City Reimb-repair of BB field(5/07)		24,020.00													\$24,020.00
45	Insurance Proceeds		254,323.66	8,342.81	2,362.56	18,244.88	0.00	2,539.29	6,469.86	139,807.72	66,717.01	0.00	2,191.52	0.00		\$500,999.31
46	Asbestos Litigation Settlement		13,441.51													\$13,441.51
47	PEP Repair of Ludlow		50,801.00													\$50,801.00
48	PTO Reimbursement		43,306.66		6,998.00		7,000.00	10,500.00	0.00	7,318.54	0.00	0.00	0.00	0.00		\$75,123.20
49	First Energy Rebate for Energy Savings (HB264)				57,128.00											\$57,128.00
50	Transfer fr. Fd1 (offset unused HB264 \$'s xfer fr. Fd4 to Fd2)				236,264.49											\$236,264.49
51	Transfer fr. Fd1 (OfficeMax & Medicaid)				2,000,000.00											\$2,000,000.00
52	USTA							20,000.00	0.00	0.00	0.00	0.00	0.00	0.00		\$20,000.00
53	FE Fire Library Grant										20,000.00	0.00	0.00	0.00		\$20,000.00
54																
55	TOTALS	\$0.00	\$9,889,110.91	\$212,268.41	\$2,533,691.20	\$199,108.66	\$188,729.87	\$171,125.60	\$30,131,733.82	\$11,991,344.22	\$2,307,967.84	\$2,064,305.65	\$115,486.29	\$104,638.86	\$59,909,511.33	\$0.00
56															\$0.00	
57																
58																